

WGK 4 VP GY BX

Weidmüller Interfaces GmbH & Co. KG

Postfach 3030

32760 Detmold

Tel. +49 5231 14-0

Fax. +49 5231 14-2083

info@weidmueller.com

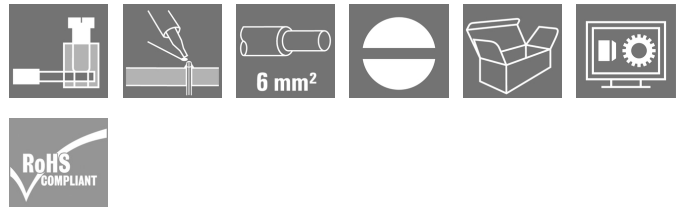
www.weidmueller.com

Product image



Similar to illustration

The V versions of the WGK feed-through terminals with an insulated housing and clamping yoke connections on the external side, and a solder connection on the internal side for use in encapsulated devices (e.g. EMC filters).



General ordering data

Version	OMNIMATE Power - series WGK, Feed-through terminal, Rated cross-section: 4 mm², Screw connection, Wemid (PA), grey, Direct mounting, Feed-through (bushing)
Order No.	1981890000
Type	WGK 4 VP GY BX
GTIN (EAN)	4032248780839
Qty.	50 Stück
Product data	IEC: 500 V / 32 A / 0.5 - 6 mm² UL: 300 V / 30 A / AWG 30 - AWG 10
Packaging	Box

WGK 4 VP GY BX

Weidmüller Interfaces GmbH & Co. KG

Postfach 3030

32760 Detmold

Tel. +49 5231 14-0

Fax. +49 5231 14-2083

info@weidmueller.com

www.weidmueller.com

Technische Daten

Dimensions and weights

Height	21.5 mm	Height (inches)	0.846 inch
Height of lowest version	20.5 mm	Width	8.1 mm
Width (inches)	0.319 inch	Length	20 mm
Length (inches)	0.787 inch	Net weight	5.8 g

Temperatures

Operating temperature, min.	-50 °C	Operating temperature, max.	120 °C
-----------------------------	--------	-----------------------------	--------

System parameters

Product family	OMNIMATE Power - series WGK	Wire connection method	Screw / solder connection
Conductor outlet direction	180°	Fitted by customer	No
Screwdriver blade	0.6 x 3.5	Tightening torque, min.	0.6 Nm
Tightening torque, max.	0.8 Nm	Clamping screw	M 3
Stripping length	8 mm	Touch-safe protection acc. to DIN VDE 0470	IP 20
Protection degree	IP20		

Material data

Insulating material	Wemid (PA)	Colour	grey
Colour chart (similar)	RAL 7035	UL 94 flammability rating	V-0
Contact material	E-Cu	Contact surface	tinned
Storage temperature, min.	-40 °C	Storage temperature, max.	70 °C
Operating temperature, min.	-50 °C	Operating temperature, max.	120 °C
Temperature range, installation, min.	-25 °C	Temperature range, installation, max.	120 °C

Conductors suitable for connection

Clamping range, min.	0.5 mm ²
Clamping range, max.	6 mm ²
Wire connection cross section AWG, min.	AWG 30
Wire connection cross section AWG, max.	AWG 10
Solid, min. H05(07) V-U	0.5 mm ²
Solid, max. H05(07) V-U	6 mm ²
Flexible, min. H05(07) V-K	0.5 mm ²
Flexible, max. H05(07) V-K	4 mm ²
w. wire end ferrule, DIN 46228 pt 1, min.	0.5 mm ²
w. wire end ferrule, DIN 46228 pt 1, max.	4 mm ²

Clampable conductor	Cross-section for conductor connection	Type	fine-wired
	wire end ferrule	nominal	1.5 mm ²
	Cross-section for conductor connection	Stripping length	nominal 7 mm
		Recommended wire-end ferrule	H1.5/7
Clampable conductor	Cross-section for conductor connection	Type	fine-wired
	wire end ferrule	nominal	2.5 mm ²
	Cross-section for conductor connection	Stripping length	nominal 7 mm
		Recommended wire-end ferrule	H2.5/7

Erstellungs-Datum May 30, 2023 5:30:41 PM CEST

Katalogstand 26.05.2023 / Technische Änderungen vorbehalten

WGK 4 VP GY BX

Weidmüller Interfaces GmbH & Co. KG

Postfach 3030

32760 Detmold

Tel. +49 5231 14-0

Fax. +49 5231 14-2083

Length of ferrules is to be chosen depending on the product and the rated voltage. The outside diameter of the plastic collar should not be larger than the pitch (P).
info@weidmueller.com

Technische Daten


www.weidmueller.com

Reference text


Rated data acc. to IEC

tested acc. to standard	IEC 60664-1	Rated current, min. number of poles (Tu=20°C)	32 A
Rated current, max. number of poles (Tu=20°C)	32 A	Rated voltage for surge voltage class / pollution degree III/3	500 V
Rated impulse voltage for surge voltage class/ contamination degree III/3	6 kV		

Rated data acc. to CSA

Institute (CSA)		Certificate No. (CSA)	200039-1830694
Rated voltage (Use group B / CSA)	300 V	Rated voltage (Use group C / CSA)	300 V
Rated voltage (Use group D / CSA)	300 V	Rated current (Use group B / CSA)	30 A
Rated current (Use group C / CSA)	30 A	Rated current (Use group D / CSA)	10 A
Wire cross-section, AWG, min.	AWG 30	Wire cross-section, AWG, max.	AWG 10
Reference to approval values	Specifications are maximum values, details - see approval certificate.		

Rated data acc. to UL 1059

Institute (cURus)		Certificate No. (cURus)	E60693
Rated voltage (Use group B / UL 1059)	300 V	Rated voltage (Use group C / UL 1059)	300 V
Rated voltage (Use group D / UL 1059)	300 V	Rated current (Use group B / UL 1059)	30 A
Rated current (Use group C / UL 1059)	30 A	Rated current (Use group D / UL 1059)	10 A
Wire cross-section, AWG, min.	AWG 30	Wire cross-section, AWG, max.	AWG 10
Reference to approval values	Specifications are maximum values, details - see approval certificate.		

Packing

Packaging	Box	VPE length	85 mm
VPE width	90 mm	VPE height	110 mm

Classifications

ETIM 6.0	EC001283	ETIM 7.0	EC001283
ETIM 8.0	EC001283	ECLASS 9.0	27-14-11-34
ECLASS 9.1	27-14-11-34	ECLASS 10.0	27-14-11-34
ECLASS 11.0	27-14-11-34	ECLASS 12.0	27-14-11-34

WGK 4 VP GY BX

Weidmüller Interfaces GmbH & Co. KG

Postfach 3030

32760 Detmold

Tel. +49 5231 14-0

Fax. +49 5231 14-2083

Technische Daten

info@weidmueller.com

www.weidmueller.com

Important note

Notes

- Clearance and creepage distances to other components must be devised in accordance with the relevant application standard. This can be achieved in the device by full encapsulation or by the use of additional spacer plates.
- Rated data refer only to the component itself. Clearance and creepage distances to other components are to be designed in accordance with the relevant application standards.
- Colours: SW = black; GN/YL = green/yellow; GY = grey
- Additional variants on request
- WGK: Rated voltage plastic walls: 1 - 4 mm = 500 V; metal walls: 1 - 2.5 mm = 400 V; metal walls: 2.5 - 4 mm = 250 V
- WGKV: Rated voltage plastic walls: 1 - 4 mm = 400 V; metal walls: 1 - 2.5 mm = 400 V; metal walls: 2.5 - 4 mm = 250 V
- VWGK: Rated voltage plastic walls: 1 - 4 mm = 500 V; metal walls: 1 - 4 mm = 500 V
- Long term storage of the product with average temperature of 50 °C and average humidity 70%, 36 months

Approvals

Approvals



ROHS	Conform
UL File Number Search	UL Website
Certificate No. (cURus)	E60693

Downloads

Engineering Data	CAD data – STEP
Engineering Data	WSCAD, EPLAN
Product Change Notification	20220114 Change color for feedthrough terminals – WGK GY 20220114 WGK GY - Farbänderung
Catalogues	Catalogues in PDF-format
Brochures	FL DRIVES EN MB DEVICE MANUF. EN FL DRIVES DE FL_BASE_STATION_EN FL ELEVATOR EN FL POWER SUPPLY EN FL 72H SAMPLE SER EN PO OMNIMATE EN PO OMNIMATE EN

WGK 4 VP GY BX

Weidmüller Interfaces GmbH & Co. KG

Postfach 3030

32760 Detmold

Tel. +49 5231 14-0

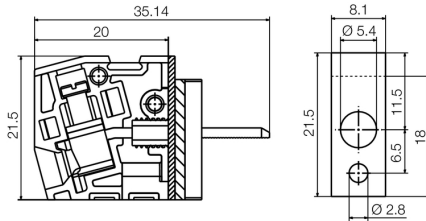
Fax. +49 5231 14-2083

info@weidmueller.com

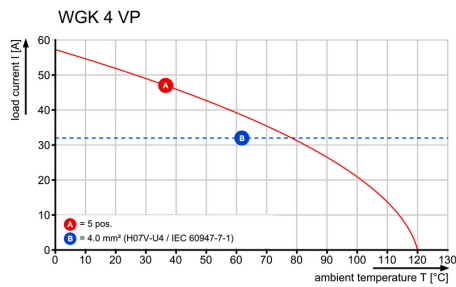
www.weidmueller.com

Zeichnungen

Dimensional drawing

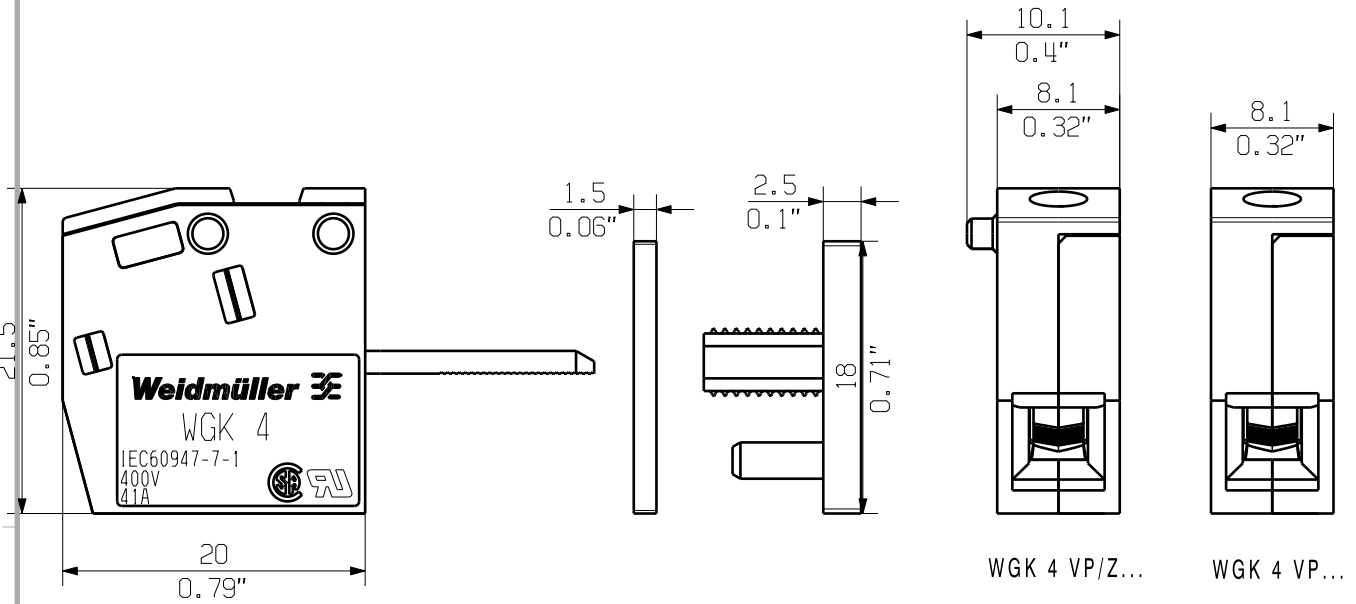


Graph



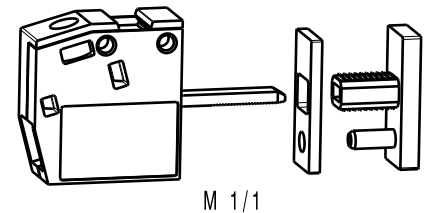
The reproduction, distribution and utilization of this document as well as the communication of its contents to others without explicit authorization is prohibited. Offenders will be held liable for the payment of damages. Weidmueller exclusively reserves the right to file for patents, utility models or designs.

© Weidmueller Interface GmbH & Co. KG



KUNDENZEICHNUNG
CUSTOMER DRAWING

rated data
rated cross-section 4 mm²
rated current 41A
rated voltage 400V



GENERAL TOLERANCE: DIN ISO 2768-m		91733/5 21.03.17 MA_J 00		Cat.no.: .	
	Max. nos.	Weidmüller		4 43933 02	
Modification		Drawing no.		Issue no.	
Date		Name		Sheet 00 of 01 sheets	
Drawn		Responsible		Scale: 2/1	
19.02.2008		MA_J		Checked	
ZHOU_B		22.03.2017		ZHOU_N	
Approved		XU_S		Supersedes: .	
Product file: WGK 4...		5250		WGK 4 VP... DURCHGANGS-REIHENKLEMME PANEL FEED-THROUGH TERMINAL	