

**SAIL-M12BG-S-2.5P****Weidmüller Interfaces GmbH & Co. KG**

Postfach 3030

32760 Detmold

Tel. +49 5231 14-0

Fax. +49 5231 14-2083

info@weidmueller.com

www.weidmueller.com



Your peripheral devices should be supplied with greater power. With our new M12 plug-in connector, more than 250 V and 2 A is possible without problems. The compact A-, K-, L-, S- and T-coded M12 plug-in connectors are designed for the transmission of up to 630 V AC or 60 V DC and 12 A.

**General ordering data**

Version	Power cable, One end without connector, M12, Number of poles : 4 (3 + PE), 2.5 m, Female socket, straight, Shielded: No, LED: No, Sheath material: PUR, Halogen: No
Order No.	<a href="#">2050160250</a>
Type	SAIL-M12BG-S-2.5P
GTIN (EAN)	4050118747317
Qty.	1 Stück

## SAIL-M12BG-S-2.5P

Weidmüller Interfaces GmbH & Co. KG

Postfach 3030

32760 Detmold

Tel. +49 5231 14-0

Fax. +49 5231 14-2083

info@weidmueller.com

www.weidmueller.com

## Technische Daten

### Dimensions and weights

Net weight 0.01 g

### Technical specifications for cable

Acceleration	5 m/s <sup>2</sup>	Bending cycles	10 Mio
Bending radius, min., moving	7.5 x cable diameter	Bending radius, min., stationary	4 x cable diameter
Cable length	2.5 m	Colour coding	grey, black, brown, Green/yellow
Configurable cable length	No	Core cross-section	1.5 mm <sup>2</sup>
Halogen	No	Insulation	PP
Irradiation crosslinked	No	Number of poles	4 (3 + PE)
Outer cladding in accordance with UL AWM style	20234 (80 °C / 1000 V)	Outside diameter	9.6 mm ± 0.3 mm
PE function	Yes	Resistant to welding beads	No
Sheath material	PUR	Sheathing colour	black
Shielded	No	Speed	5 m/s
Suitable for cable carriers	Yes	Temperature range, moving	-40...80 °C
Temperature range, stationary	-50...80 °C	Welding spark resistance	No

### General technical data

AF size	13 mm	Coding	S
Connection thread	M12	Contact surface	Gold-plated
Housing main material	PUR	Insulation strength	10 <sup>8</sup> Ω
LED	No	Plugging cycles	≥ 100
Pollution severity	3	Protection degree	IP67, when screwed in
Rated current	12 A	Rated voltage	600 V
Temperature range of housing	-40 ... +85 °C	Tightening torque	M12: 0.8 - 1.2 Nm
Version	Female socket, straight		

### Electrical properties

Insulation strength 10<sup>8</sup> Ω      Rated voltage 600 V

### General standards

Certificate no. (cULus) E310075

### Plug

Plug	Cable side	left
	Version of contact face	M12
	Coding of plug	S
	Protection degree (IP)	IP67
	Gender of contact	female contact
	Outlet direction	straight
	Housing main material	Plastic
	Shielding available	No
	Cable side	right
	Version of cable end [In-Block]	free conductor end
Plug left	M12, S, IP67, female contact, straight, Plastic, unshielded	
Plug right	free conductor end	

## SAIL-M12BG-S-2.5P

**Weidmüller Interfaces GmbH & Co. KG**

Postfach 3030

32760 Detmold

Tel. +49 5231 14-0

Fax. +49 5231 14-2083

[info@weidmueller.com](mailto:info@weidmueller.com)

[www.weidmueller.com](http://www.weidmueller.com)

## Technische Daten

### Classifications

ETIM 6.0	EC001855	ETIM 7.0	EC001855
ETIM 8.0	EC001855	ECLASS 9.0	27-06-03-11
ECLASS 9.1	27-06-03-11	ECLASS 10.0	27-06-03-11
ECLASS 11.0	27-06-03-11	ECLASS 12.0	27-06-03-11

### Environmental Product Compliance

REACH SVHC	Lead 7439-92-1
SCIP	e8d8af70-4c85-4483-bc8c-9bc5b598e2a9

### Approvals

Approvals



ROHS	Conform
UL File Number Search	UL Website
Certificate no. (cULus)	E310075

### Downloads

Engineering Data	<a href="#">CAD data – STEP</a>
Catalogues	<a href="#">Catalogues in PDF-format</a>

## SAIL-M12BG-S-2.5P

Weidmüller Interfaces GmbH & Co. KG

Postfach 3030

32760 Detmold

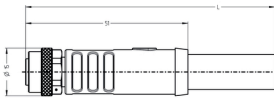
Tel. +49 5231 14-0

Fax. +49 5231 14-2083

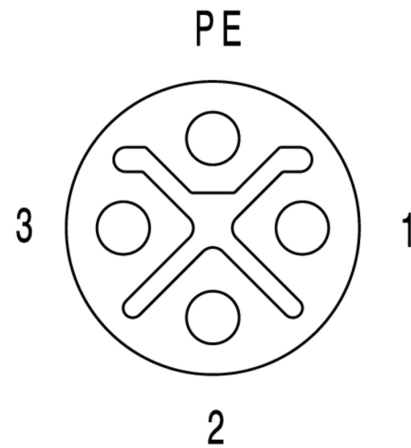
info@weidmueller.com

## Zeichnungen

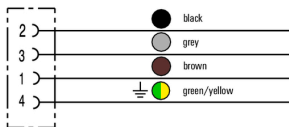
### Dimensioned drawing



### Pole scheme



### Wiring diagram



### The ideal tool: Screwty® with torque function

