

SAIL-M12G-S-10P**Weidmüller Interface GmbH & Co. KG**

Klingenbergstraße 26

D-32758 Detmold

Germany

www.weidmueller.com



Your peripheral devices should be supplied with greater power. With our new M12 plug-in connector, more than 250 V and 2 A is possible without problems. The compact A-, K-, L-, S- and T-coded M12 plug-in connectors are designed for the transmission of up to 630 V AC or 60 V DC and 12 A.

General ordering data

Version	Power cable, One end without connector, M12, Number of poles : 4 (3 + PE), 10 m, pin, straight, Shielded: No, LED: No, Sheath material: PUR, Halogen: No
Order No.	2050231000
Type	SAIL-M12G-S-10P
GTIN (EAN)	4050118441079
Qty.	1 pc(s).

Creation date March 17, 2023 8:17:32 AM CET

Catalogue status 03.03.2023 / We reserve the right to make technical changes.

SAIL-M12G-S-10P**Weidmüller Interface GmbH & Co. KG**

Klingenbergstraße 26

D-32758 Detmold

Germany

www.weidmueller.com

Technical data**Dimensions and weights**

Net weight 500 g

Technical specifications for cable

Acceleration	5 m/s ²	Bending cycles	10 Mio
Bending radius, min., moving	7.5 x cable diameter	Bending radius, min., stationary	4 x cable diameter
Cable length	10 m	Colour coding	grey, black, brown, Green/ yellow
Configurable cable length	No	Core cross-section	1.5 mm ²
Halogen	No	Insulation	PP
Irradiation crosslinked	No	Number of poles	4 (3 + PE)
Outer cladding in accordance with UL AWM style	20234 (80 °C / 1000 V)	Outside diameter	9.6 mm ± 0.3 mm
PE function	Yes	Resistant to welding beads	No
Sheath material	PUR	Sheathing colour	black
Shielded	No	Speed	5 m/s
Suitable for cable carriers	Yes	Temperature range, moving	-40...80 °C
Temperature range, stationary	-50...80 °C	Welding spark resistance	No

General technical data

AF size	13 mm	Coding	S
Connection thread	M12	Contact surface	Gold-plated
Housing main material	PUR	Insulation strength	10 ⁸ Ω
LED	No	Plugging cycles	≥ 100
Pollution severity	3	Protection degree	IP67, when screwed in
Rated current	12 A	Rated voltage	600 V
Temperature range of housing	-40 ... +85 °C	Tightening torque	M12: 0.8 - 1.2 Nm
Version	pin, straight		

Electrical propertiesInsulation strength 10⁸ Ω Rated voltage 600 V**General standards**

Certificate no. (cULus) E310075 Connector standard IEC 61076-2-111

Standards

Connector standard IEC 61076-2-111

Classifications

ETIM 6.0	EC001855	ETIM 7.0	EC001855
ETIM 8.0	EC001855	ECLASS 9.0	27-06-03-11
ECLASS 9.1	27-06-03-11	ECLASS 10.0	27-06-03-11
ECLASS 11.0	27-06-03-11	ECLASS 12.0	27-06-03-11

Environmental Product ComplianceREACH SVHC Lead 7439-92-1
SCIP e8d8af70-4c85-4483-bc8c-9bc5b598e2a9

Creation date March 17, 2023 8:17:32 AM CET

Catalogue status 03.03.2023 / We reserve the right to make technical changes.

Data sheet**SAIL-M12G-S-10P**

Weidmüller Interface GmbH & Co. KG
Klingenbergstraße 26
D-32758 Detmold
Germany

www.weidmueller.com

Technical data**Approvals**

Approvals



ROHS	Conform
UL File Number Search	UL Website
Certificate no. (cULus)	E310075

Downloads

Engineering Data	CAD data – STEP
Catalogues	Catalogues in PDF-format
Brochures	FL FIELDWIRING EN

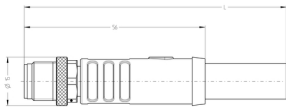
SAIL-M12G-S-10P

Weidmüller Interface GmbH & Co. KG
Klingenbergstraße 26
D-32758 Detmold
Germany

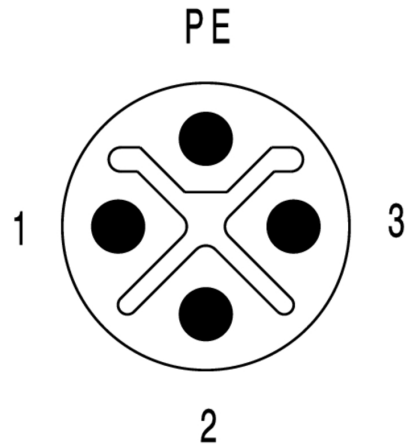
www.weidmueller.com

Drawings

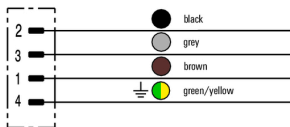
Dimensioned drawing



Pole scheme



Wiring diagram



The ideal tool: Screwty® with torque function

