

SAIL-M12W-S-5.OP**Weidmüller Interface GmbH & Co. KG**

Klingenbergstraße 26

D-32758 Detmold

Germany

www.weidmueller.com



Your peripheral devices should be supplied with greater power. With our new M12 plug-in connector, more than 250 V and 2 A is possible without problems. The compact A-, K-, L-, S- and T-coded M12 plug-in connectors are designed for the transmission of up to 630 V AC or 60 V DC and 12 A.

General ordering data

| | |
|------------|--|
| Version | Power cable, One end without connector, M12, Number of poles : 4 (3 + PE), 5 m, pin, 90°deg., Shielded: No, LED: No, Sheath material: PUR, Halogen: No |
| Order No. | 2050260500 |
| Type | SAIL-M12W-S-5.OP |
| GTIN (EAN) | 4050118441628 |
| Qty. | 1 pc(s). |

Creation date March 17, 2023 8:17:59 AM CET

Catalogue status 03.03.2023 / We reserve the right to make technical changes.

SAIL-M12W-S-5.0P**Weidmüller Interface GmbH & Co. KG**

Klingenbergstraße 26

D-32758 Detmold

Germany

www.weidmueller.com

Technical data**Dimensions and weights**

Net weight 300 g

Technical specifications for cable

| | | | |
|--|------------------------|----------------------------------|--------------------------------------|
| Acceleration | 5 m/s ² | Bending cycles | 10 Mio |
| Bending radius, min., moving | 7.5 x cable diameter | Bending radius, min., stationary | 4 x cable diameter |
| Cable length | 5 m | Colour coding | grey, black, brown, Green/ yellow |
| Configurable cable length | No | Core cross-section | 1.5 mm ² |
| Halogen | No | Insulation | PP |
| Irradiation crosslinked | No | Number of poles | 4 (3 + PE) |
| Outer cladding in accordance with UL AWM style | 20234 (80 °C / 1000 V) | Outside diameter | 9.6 mm ± 0.3 mm |
| PE function | Yes | Resistant to welding beads | No |
| Sheath material | PUR | Sheathing colour | black |
| Shielded | No | Speed | 5 m/s |
| Suitable for cable carriers | Yes | Temperature range, moving | -40...80 °C |
| Temperature range, stationary | -50...80 °C | Welding spark resistance | No |

General technical data

| | | | |
|------------------------------|----------------|---------------------|-----------------------|
| AF size | 13 mm | Coding | S |
| Connection thread | M12 | Contact surface | Gold-plated |
| Housing main material | PUR | Insulation strength | 10 ⁸ Ω |
| LED | No | Plugging cycles | ≥ 100 |
| Pollution severity | 3 | Protection degree | IP67, when screwed in |
| Rated current | 12 A | Rated voltage | 600 V |
| Temperature range of housing | -40 ... +85 °C | Tightening torque | M12: 0.8 - 1.2 Nm |
| Version | pin, 90° | | |

Electrical propertiesInsulation strength 10⁸ Ω Rated voltage 600 V**General standards**

Certificate no. (cULus) E310075 Connector standard IEC 61076-2-111

Standards

Connector standard IEC 61076-2-111

Classifications

| | | | |
|-------------|-------------|-------------|-------------|
| ETIM 6.0 | EC001855 | ETIM 7.0 | EC001855 |
| ETIM 8.0 | EC001855 | ECLASS 9.0 | 27-06-03-11 |
| ECLASS 9.1 | 27-06-03-11 | ECLASS 10.0 | 27-06-03-11 |
| ECLASS 11.0 | 27-06-03-11 | ECLASS 12.0 | 27-06-03-11 |

Environmental Product ComplianceREACH SVHC Lead 7439-92-1
SCIP e8d8af70-4c85-4483-bc8c-9bc5b598e2a9

Creation date March 17, 2023 8:17:59 AM CET

Catalogue status 03.03.2023 / We reserve the right to make technical changes.

Data sheet**SAIL-M12W-S-5.0P**

Weidmüller Interface GmbH & Co. KG
Klingenbergstraße 26
D-32758 Detmold
Germany

www.weidmueller.com

Technical data**Approvals**

Approvals



| | |
|-------------------------|------------|
| ROHS | Conform |
| UL File Number Search | UL Website |
| Certificate no. (cULus) | E310075 |

Downloads

| | |
|------------------|--|
| Engineering Data | CAD data – STEP |
| Catalogues | Catalogues in PDF-format |
| Brochures | FL FIELDWIRING EN |

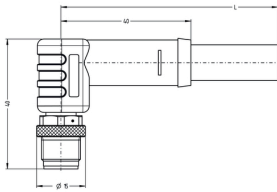
SAIL-M12W-S-5.0P

Weidmüller Interface GmbH & Co. KG
Klingenbergstraße 26
D-32758 Detmold
Germany

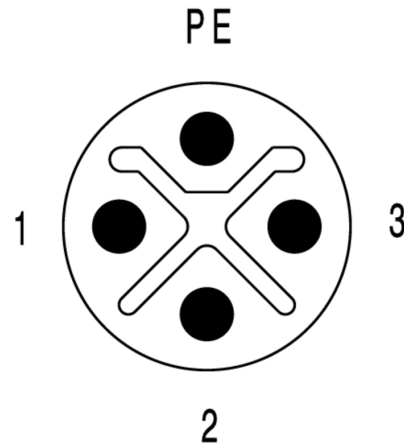
www.weidmueller.com

Drawings

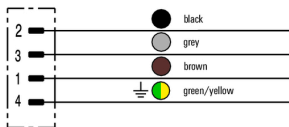
Dimensioned drawing



Pole scheme



Wiring diagram



The ideal tool: Screwty® with torque function

