

WGK 50 VP/Z GN/YE BX

Weidmüller Interfaces GmbH & Co. KG

Postfach 3030

32760 Detmold

Tel. +49 5231 14-0

Fax. +49 5231 14-2083

info@weidmueller.com

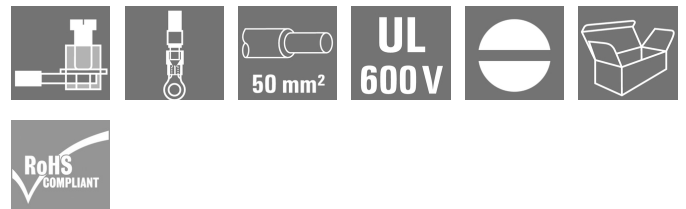
www.weidmueller.com

Product image



Similar to illustration

The WGK finger-proof-insulated enclosures are especially suitable as industrial electronic enclosures for frequency converters, power supplies or filter components which offer a convenient and reliable form of connection internally and externally. To match the wire guides to the installation requirements in the best possible way, Weidmüller offers two versions with horizontal (WGK) and vertical (WGKV) outlet directions.



General ordering data

Version	OMNIMATE Power - series WGK, Feed-through terminal, Rated cross-section: 50 mm ² , Wemid (PA)
Order No.	2428290000
Type	WGK 50 VP/Z GN/YE BX
GTIN (EAN)	4050118437454
Qty.	10 Stück
Product data	IEC: 690 V / 150 A / 16 - 50 mm ² UL: 600 V / 150 A / AWG 6 - AWG 1/0
Packaging	Box

WGK 50 VP/Z GN/YE BX

Weidmüller Interfaces GmbH & Co. KG

Postfach 3030

32760 Detmold

Tel. +49 5231 14-0

Fax. +49 5231 14-2083

info@weidmueller.com

www.weidmueller.com

Technische Daten

Dimensions and weights

Net weight	82.2 g	www.weidmueller.com
------------	--------	---------------------

Temperatures

Operating temperature, min.	-50 °C	Operating temperature, max.	120 °C
-----------------------------	--------	-----------------------------	--------

System parameters

Product family	OMNIMATE Power - series WGK	Wire connection method	Cable lug: ring cable / spade lug
Conductor outlet direction	180°	Fitted by customer	Yes
Screwdriver blade	1.2 x 6.5	Tightening torque, min.	4 Nm
Tightening torque, max.	5.5 Nm	Clamping screw	M 6
Stripping length	24 mm	Touch-safe protection acc. to DIN VDE 0470	IP 20
Protection degree	IP20		

Material data

Insulating material	Wemid (PA)	Colour	Green/yellow
Colour chart (similar)	Not specified	UL 94 flammability rating	V-0
Contact material	E-Cu	Contact surface	tinned
Storage temperature, min.	-40 °C	Storage temperature, max.	70 °C
Operating temperature, min.	-50 °C	Operating temperature, max.	120 °C
Temperature range, installation, min.	-25 °C	Temperature range, installation, max.	120 °C

Conductors suitable for connection

Clamping range, min.	10 mm ²
Clamping range, max.	50 mm ²
Wire connection cross section AWG, min.	AWG 6
Wire connection cross section AWG, max.	AWG 1/0
Solid, min. H05(07) V-U	16 mm ²
Solid, max. H05(07) V-U	16 mm ²
Stranded, min. H07V-R	16 mm ²
Stranded, max. H07V-R	50 mm ²
Flexible, min. H05(07) V-K	16 mm ²
Flexible, max. H05(07) V-K	50 mm ²
w. wire end ferrule, DIN 46228 pt 1, min.	10 mm ²
w. wire end ferrule, DIN 46228 pt 1, max.	50 mm ²

Clampable conductor	Cross-section for conductor connection	Type	fine-wired
		nominal	35 mm ²
	wire end ferrule	Stripping length	nominal
		Recommended wire-end ferrule	H35.0/25

Reference text Length of ferrules is to be chosen depending on the product and the rated voltage.. The outside diameter of the plastic collar should not be larger than the pitch (P)

WGK 50 VP/Z GN/YE BX

Weidmüller Interfaces GmbH & Co. KG

Postfach 3030

32760 Detmold

Tel. +49 5231 14-0

Fax. +49 5231 14-2083

info@weidmueller.com

www.weidmueller.com

Technische Daten


Rated data acc. to IEC

tested acc. to standard	IEC 60664-1	Rated current, min. number of poles (Tu=20°C)	150 A
Rated current, max. number of poles (Tu=20°C)	150 A	Rated voltage for surge voltage class / pollution degree III/3	690 V
Rated impulse voltage for surge voltage class/ contamination degree III/3	6 kV		

Rated data acc. to CSA

Rated voltage (Use group B / CSA)	600 V	Rated voltage (Use group C / CSA)	600 V
Rated current (Use group B / CSA)	150 A	Rated current (Use group C / CSA)	150 A
Wire cross-section, AWG, min.	AWG 6	Wire cross-section, AWG, max.	AWG 1/0

Rated data acc. to UL 1059

Institute (cURus)		Certificate No. (cURus)	E60693
Rated voltage (Use group B / UL 1059)	600 V	Rated voltage (Use group C / UL 1059)	600 V
Rated current (Use group B / UL 1059)	150 A	Rated current (Use group C / UL 1059)	150 A
Wire cross-section, AWG, min.	AWG 6	Wire cross-section, AWG, max.	AWG 1/0
Reference to approval values	Specifications are maximum values, details - see approval certificate.		

Packing

Packaging	Box	VPE length	210 mm
VPE width	97 mm	VPE height	62 mm

Classifications

ETIM 6.0	EC001283	ETIM 7.0	EC001283
ETIM 8.0	EC001283	ECLASS 9.0	27-14-11-34
ECLASS 9.1	27-14-11-34	ECLASS 10.0	27-14-11-34
ECLASS 11.0	27-14-11-34	ECLASS 12.0	27-14-11-34

WGK 50 VP/Z GN/YE BX

Weidmüller Interfaces GmbH & Co. KG

Postfach 3030

32760 Detmold

Tel. +49 5231 14-0

Fax. +49 5231 14-2083

Technische Daten

info@weidmueller.com

www.weidmueller.com

Important note

Notes

- Clearance and creepage distances to other components must be designed in accordance with the relevant application standard. This can be achieved in the device by full encapsulation or by the use of additional spacer plates.
- Rated data refer only to the component itself. Clearance and creepage distances to other components are to be designed in accordance with the relevant application standards.
- Colours: SW = black; GN/YL = green/yellow; GY = grey
- Additional variants on request
- WGK: Rated voltage plastic walls: 1 - 6 mm = 800 V; metal walls: 1 - 2.5 mm = 800 V; metal walls: 2.5 - 6 mm = 690 V
- Wire-end ferrules are mandatory for stranded wires with more than 19 strands.
- Long term storage of the product with average temperature of 50 °C and average humidity 70%, 36 months

Approvals

Approvals



ROHS	Conform
UL File Number Search	UL Website
Certificate No. (cURus)	E60693

Downloads

Engineering Data	CAD data – STEP
Catalogues	Catalogues in PDF-format
Brochures	FL DRIVES EN
	MB DEVICE MANUF. EN
	FL DRIVES DE
	FL_BASE_STATION_EN
	FL ELEVATOR EN
	FL POWER SUPPLY EN
	FL 72H SAMPLE SER EN
	PO OMNIMATE EN

WGK 50 VP/Z GN/YE BX

Weidmüller Interfaces GmbH & Co. KG

Postfach 3030

32760 Detmold

Tel. +49 5231 14-0

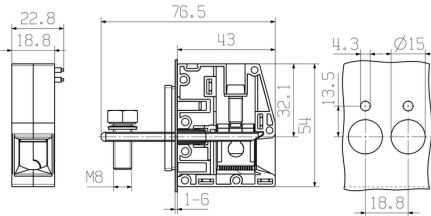
Fax. +49 5231 14-2083

info@weidmueller.com

www.weidmueller.com

Zeichnungen

Dimensional drawing



Graph

