

**SAIL-M8WM8W-4S5.0U****Weidmüller Interface GmbH & Co. KG**

Klingenbergstraße 26

D-32758 Detmold

Germany

www.weidmueller.com



Sensor/actuator cables are used for wiring sensors and actuators and for transmitting data or power in various applications. The moulded cable offers connected and tested connection of the plug-in connector to the cable ex-works. The cables may be exposed to a wide range of conditions, such as humidity, dust, heat, cold, shock or vibration.

Our developers have focused specifically on this issue and designed a host of different M8 and M12 sensor-actuator cables so you are bound to find the solution you need for your application.

Is there something you have not managed to find or you feel needs explanation? Talk to us!

**General ordering data**

Version	Sensor/actuator line, M8, Number of poles : 4, 5 m, pin, 90&deg; - socket 90&deg;;, Shielded: Yes, LED: No, Sheath material: PUR, Halogen: No
Order No.	<a href="#">2443 150500</a>
Type	SAIL-M8WM8W-4S5.0U
GTIN (EAN)	4050118457049
Qty.	1 pc(s).

Creation date March 17, 2023 8:33:24 AM CET

Catalogue status 03.03.2023 / We reserve the right to make technical changes.

## SAIL-M8WM8W-4S5.0U

Weidmüller Interface GmbH & Co. KG

Klingenbergstraße 26

D-32758 Detmold

Germany

www.weidmueller.com

## Technical data

### Dimensions and weights

Net weight 215 g

### Technical specifications for cable

Acceleration	5 m/s <sup>2</sup>	Bending cycles	2 Mio
Bending radius, min., moving	12 x conductor cross-section	Bending radius, min., stationary	5 x cable diameter
Cable length	5 m	Colour coding	brown, black, blue, white
Configurable cable length	No	Core cross-section	0.34 mm <sup>2</sup>
Halogen	No	Insulation	PP
Irradiation crosslinked	No	Number of poles	4
Outer cladding in accordance with UL AWM style	20549 (80 °C / 300 V)	Outside diameter	5.1 mm ± 0.2 mm
Resistance to spread of flame	in accordance with IEC 60332-2	Resistant to welding beads	No
Sheath material	PUR	Sheathing colour	black
Shielded	Yes	Speed	100 m/min
Suitable for cable carriers	Yes	Temperature range, moving	-25...80 °C
Temperature range, stationary	-40...80 °C	Torsion resistance	0 °/m
Welding spark resistance	No		

### General technical data

Coding	A	Connection thread	M8
Contact surface	Gold-plated	Housing main material	PUR
Insulation strength	10 <sup>8</sup> Ω	LED	No
Plugging cycles	≥ 100	Pollution severity	3
Protection degree	IP65, IP66, IP67, IP68, when screwed in	Rated current	4 A
Rated voltage	30 V	Temperature range of housing	-40 ... +85 °C
Threaded ring material	Diecast zinc	Tightening torque	M8: 0.5 - 0.6 Nm
Version	pin, 90°; - socket 90°	jumpered	No

### Electrical properties

Insulation strength 10<sup>8</sup> Ω      Rated voltage 30 V

### General standards

Certificate no. (cULus) E307231

### Classifications

ETIM 6.0	EC001855	ETIM 7.0	EC001855
ETIM 8.0	EC001855	ECLASS 9.0	27-06-03-11
ECLASS 9.1	27-06-03-11	ECLASS 10.0	27-06-03-11
ECLASS 11.0	27-06-03-11	ECLASS 12.0	27-06-03-11

### Environmental Product Compliance

REACH SVHC Lead 7439-92-1  
 SCIP e8d8af70-4c85-4483-bc8c-9bc5b598e2a9

**Data sheet****SAIL-M8WM8W-4S5.0U****Weidmüller Interface GmbH & Co. KG**  
Klingenbergstraße 26  
D-32758 Detmold  
Germany

www.weidmueller.com

**Technical data****Approvals**

Approvals



ROHS	Conform
UL File Number Search	UL Website
Certificate no. (cULus)	E307231

**Downloads**

Catalogues	<a href="#">Catalogues in PDF-format</a>
Brochures	<a href="#">FL FIELDWIRING EN</a>

**Data sheet**

**SAIL-M8WM8W-4S5.0U**

**Weidmüller Interface GmbH & Co. KG**  
 Klingenbergstraße 26  
 D-32758 Detmold  
 Germany

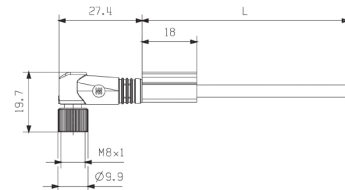
www.weidmueller.com

**Drawings**

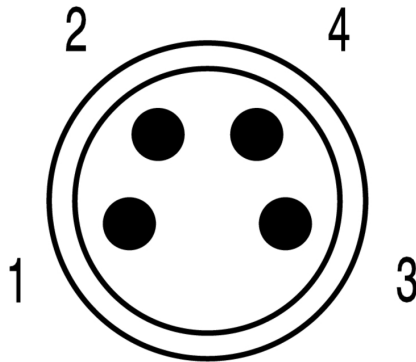
**Dimensioned drawing**



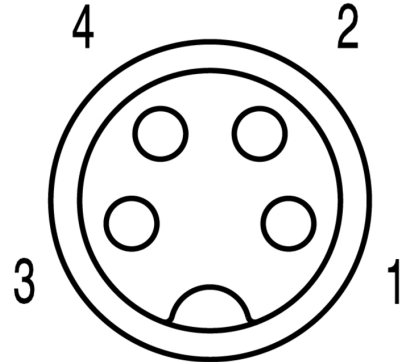
**Dimensioned drawing**



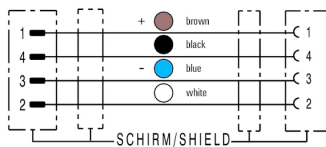
**Pole scheme**



**Pole scheme**



**Wiring diagram**



**The ideal tool: Screwty® with torque function**



Light, securely screwed-in round plug-in connectors. Screwty set DM / VPE: 1 / Order No.: 1920000000 Adapters: M12, M12 F, M8, M8 F