

SAIL-M12BG-K-3.0P**Weidmüller Interface GmbH & Co. KG**

Klingenbergstraße 26

D-32758 Detmold

Germany

www.weidmueller.com



Your peripheral devices should be supplied with greater power. With our new M12 plug-in connector, more than 250 V and 2 A is possible without problems. The compact A-, K-, L-, S- and T-coded M12 plug-in connectors are designed for the transmission of up to 630 V AC or 60 V DC and 12 A.

General ordering data

Version	Power cable, One end without connector, M12, Number of poles : 5 (4 + PE), 3 m, Female socket, straight, Shielded: No, LED: No, Sheath material: PUR, Halogen: No
Order No.	2455150300
Type	SAIL-M12BG-K-3.0P
GTIN (EAN)	4050118469929
Qty.	1 pc(s).

Creation date March 17, 2023 8:35:05 AM CET

Catalogue status 03.03.2023 / We reserve the right to make technical changes.

SAIL-M12BG-K-3.0P

Weidmüller Interface GmbH & Co. KG

Klingenbergstraße 26

D-32758 Detmold

Germany

www.weidmueller.com

Technical data

Dimensions and weights

Net weight 200 g

Technical specifications for cable

Acceleration	5 m/s ²	Bending cycles	10 Mio
Bending radius, min., moving	7.5 x cable diameter	Bending radius, min., stationary	4 x cable diameter
Cable length		Colour coding	Green/yellow, black (1), black (2), black (3), black (4)
	3 m	Core cross-section	1.5 mm ²
Configurable cable length	No	Insulation	PP
Halogen	No	Number of poles	5 (4 + PE)
Irradiation crosslinked	No	Outside diameter	8 mm ± 0.2 mm
Outer cladding in accordance with UL AWM style	20939 (80 °C / 600 V)	Resistant to welding beads	No
PE function	Yes	Sheathing colour	black
Sheath material	PUR	Speed	5 m/s
Shielded	No	Temperature range, moving	-30...80 °C
Suitable for cable carriers	Yes	Welding spark resistance	No
Temperature range, stationary	-40...80 °C		

General technical data

Coding	K	Connection thread	M12
Contact surface	Gold-plated	Housing main material	PUR
Insulation strength	10 ⁸ Ω	LED	No
Plugging cycles	≤ 100	Pollution severity	3
Protection degree	IP65, IP67, when screwed in	Rated current	16 A
Rated voltage	600 V	Temperature range of housing	-40 ... +85 °C
Tightening torque jumpered	M12: 0.8 - 1.2 Nm	Version	Female socket, straight
	No		

Electrical properties

Insulation strength 10⁸ Ω Rated voltage 600 V

General standards

Certificate no. (cULus) E257571 Connector standard IEC 61076-2-111

Standards

Connector standard IEC 61076-2-111

Classifications

ETIM 6.0	EC001855	ETIM 7.0	EC001855
ETIM 8.0	EC001855	ECLASS 9.0	27-06-03-11
ECLASS 9.1	27-06-03-11	ECLASS 10.0	27-06-03-11
ECLASS 11.0	27-06-03-11	ECLASS 12.0	27-06-03-11

Environmental Product Compliance

REACH SVHC Lead 7439-92-1

Creation date March 17, 2023 8:35:05 AM CET

Catalogue status 03.03.2023 / We reserve the right to make technical changes.

Data sheet**SAIL-M12BG-K-3.0P**

Weidmüller Interface GmbH & Co. KG
Klingenbergstraße 26
D-32758 Detmold
Germany

www.weidmueller.com

Technical data**Approvals**

Approvals



ROHS	Conform
UL File Number Search	UL Website
Certificate no. (cULus)	E257571

Downloads

Engineering Data	CAD data – STEP
Catalogues	Catalogues in PDF-format
Brochures	FL FIELDWIRING EN

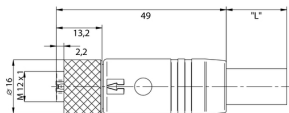
SAIL-M12BG-K-3.0P

Weidmüller Interface GmbH & Co. KG
 Klingenbergstraße 26
 D-32758 Detmold
 Germany

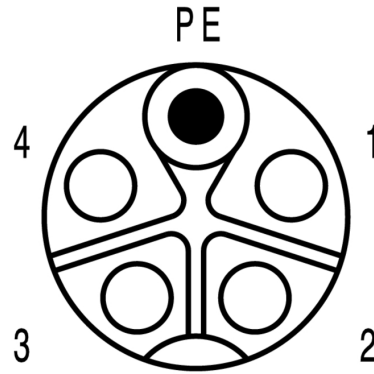
www.weidmueller.com

Drawings

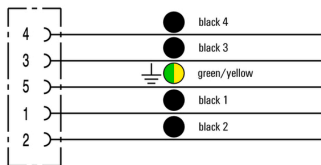
Dimensioned drawing



Pole scheme



Wiring diagram



The ideal tool: Screwty® with torque function

