

**SAIL-M12GM12G-K-1.5P****Weidmüller Interface GmbH & Co. KG**

Klingenbergstraße 26

D-32758 Detmold

Germany

www.weidmueller.com



Your peripheral devices should be supplied with greater power. With our new M12 plug-in connector, more than 250 V and 2 A is possible without problems. The compact A-, K-, L-, S- and T-coded M12 plug-in connectors are designed for the transmission of up to 630 V AC or 60 V DC and 12 A.

**General ordering data**

Version	Power cable, Connecting line, M12 / M12, Number of poles : 5 (4 + PE), 1.5 m, pin, straight - socket, straight, Shielded: No, LED: No, Sheath material: PUR, Halogen: No
Order No.	<a href="#">2455250150</a>
Type	SAIL-M12GM12G-K-1.5P
GTIN (EAN)	4050118470246
Qty.	1 pc(s).

Creation date March 17, 2023 8:39:11 AM CET

Catalogue status 03.03.2023 / We reserve the right to make technical changes.

## SAIL-M12GM12G-K-1.5P

**Weidmüller Interface GmbH & Co. KG**

Klingenbergstraße 26

D-32758 Detmold

Germany

www.weidmueller.com

## Technical data

### Dimensions and weights

Net weight 100 g

### Technical specifications for cable

Acceleration	5 m/s <sup>2</sup>	Bending cycles	10 Mio
Bending radius, min., moving	7.5 x cable diameter	Bending radius, min., stationary	4 x cable diameter
Cable length	1.5 m	Colour coding	Green/yellow, black (1), black (2), black (3), black (4)
Configurable cable length	No	Core cross-section	1.5 mm <sup>2</sup>
Halogen	No	Insulation	PP
Irradiation crosslinked	No	Number of poles	5 (4 + PE)
Outer cladding in accordance with UL AWM style	20939 (80 °C / 600 V)	Outside diameter	8 mm ± 0.2 mm
PE function	Yes	Resistant to welding beads	No
Sheath material	PUR	Sheathing colour	black
Shielded	No	Speed	5 m/s
Suitable for cable carriers	Yes	Temperature range, moving	-30...80 °C
Temperature range, stationary	-40...80 °C	Welding spark resistance	No

### General technical data

Coding	K	Connection thread	M12 / M12
Contact surface	Gold-plated	Housing main material	PUR
Insulation strength	10 <sup>8</sup> Ω	LED	No
Plugging cycles	≤ 100	Pollution severity	3
Protection degree	IP65, IP67, when screwed in	Rated current	16 A
Rated voltage	600 V	Temperature range of housing	-40 ... +85 °C
Tightening torque	M12: 0.8 - 1.2 Nm	Version	pin, straight - socket, straight
jumpered	No		

### Electrical properties

Insulation strength 10<sup>8</sup> Ω      Rated voltage 600 V

### General standards

Certificate no. (cULus) E257571      Connector standard IEC 61076-2-111

### Standards

Connector standard IEC 61076-2-111

### Classifications

ETIM 6.0	EC001855	ETIM 7.0	EC001855
ETIM 8.0	EC001855	ECLASS 9.0	27-06-03-11
ECLASS 9.1	27-06-03-11	ECLASS 10.0	27-06-03-11
ECLASS 11.0	27-06-03-11	ECLASS 12.0	27-06-03-11

### Environmental Product Compliance

REACH SVHC Lead 7439-92-1

Creation date March 17, 2023 8:39:11 AM CET

Catalogue status 03.03.2023 / We reserve the right to make technical changes.

**Data sheet****SAIL-M12GM12G-K-1.5P**

**Weidmüller Interface GmbH & Co. KG**  
Klingenbergstraße 26  
D-32758 Detmold  
Germany

[www.weidmueller.com](http://www.weidmueller.com)

**Technical data****Approvals**

Approvals



ROHS	Conform
UL File Number Search	UL Website
Certificate no. (cULus)	E257571

**Downloads**

Engineering Data	<a href="#">CAD data – STEP</a>
Catalogues	<a href="#">Catalogues in PDF-format</a>
Brochures	<a href="#">FL FIELDWIRING EN</a>

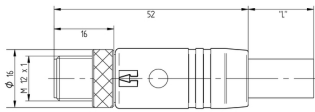
**Data sheet**

**SAIL-M12GM12G-K-1.5P**

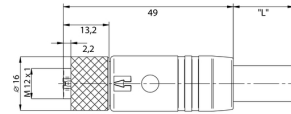
**Weidmüller Interface GmbH & Co. KG**  
 Klingenbergstraße 26  
 D-32758 Detmold  
 Germany  
 www.weidmueller.com

**Drawings**

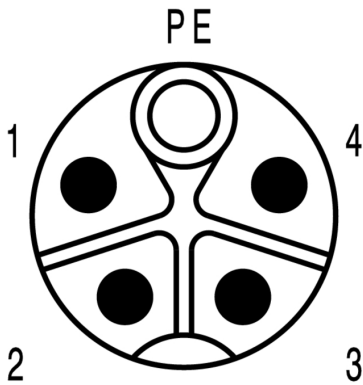
**Dimensioned drawing**



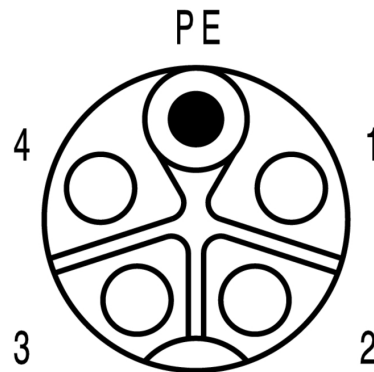
**Dimensioned drawing**



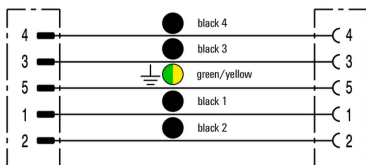
**Pole scheme**



**Pole scheme**



**Wiring diagram**



**The ideal tool: Screwty® with torque function**

