

SAIL-M12GM12G-L-1.5PGR**Weidmüller Interface GmbH & Co. KG**

Klingenbergstraße 26

D-32758 Detmold

Germany

www.weidmueller.com



Your peripheral devices should be supplied with greater power. With our new M12 plug-in connector, more than 250 V and 2 A is possible without problems. The compact A-, K-, L-, S- and T-coded M12 plug-in connectors are designed for the transmission of up to 630 V AC or 60 V DC and 12 A.

General ordering data

| | |
|------------|--|
| Version | Sensor/actuator line, Connecting line, M12 / M12, Number of poles : 5, 1.5 m, pin, straight - socket, straight, Shielded: No, LED: No, Sheath material: PUR, Halogen: No |
| Order No. | 2455260150 |
| Type | SAIL-M12GM12G-L-1.5PGR |
| GTIN (EAN) | 4050118470284 |
| Qty. | 1 pc(s). |

Creation date March 17, 2023 8:40:07 AM CET

Catalogue status 03.03.2023 / We reserve the right to make technical changes.

SAIL-M12GM12G-L-1.5PGR

Weidmüller Interface GmbH & Co. KG

Klingenbergstraße 26

D-32758 Detmold

Germany

www.weidmueller.com

Technical data

Dimensions and weights

Net weight 100 g

Technical specifications for cable

| | | | |
|--|-----------------------|----------------------------------|---------------------------------|
| Acceleration | 5 m/s ² | Bending cycles | 10 Mio |
| Bending radius, min., moving | 7.5 x cable diameter | Bending radius, min., stationary | 4 x cable diameter |
| Cable length | 1.5 m | Colour coding | brown, white, blue, black, grey |
| Configurable cable length | No | Core cross-section | 1.5 mm ² |
| Halogen | No | Insulation | PP |
| Irradiation crosslinked | No | Number of poles | 5 |
| Outer cladding in accordance with UL AWM style | 20939 (80 °C / 600 V) | Outside diameter | 8 mm ± 0.2 mm |
| Resistant to welding beads | No | Sheath material | PUR |
| Sheathing colour | grey | Shielded | No |
| Speed | 5 m/s | Suitable for cable carriers | Yes |
| Temperature range, moving | -30...80 °C | Temperature range, stationary | -40...80 °C |
| Welding spark resistance | No | | |

General technical data

| | | | |
|---------------------|-----------------------------|------------------------------|----------------------------------|
| Coding | L | Connection thread | M12 / M12 |
| Contact surface | Gold-plated | Housing main material | PUR |
| Insulation strength | 10 ⁸ Ω | LED | No |
| Plugging cycles | ≤ 100 | Pollution severity | 3 |
| Protection degree | IP65, IP67, when screwed in | Rated current | 16 A |
| Rated voltage | 50 V | Temperature range of housing | -40 ... +85 °C |
| Tightening torque | M12: 0.8 - 1.2 Nm | Version | pin, straight - socket, straight |
| jumpered | No | | |

Electrical properties

Insulation strength 10⁸ Ω Rated voltage 50 V

General standards

Certificate no. (cULus) E257571 Connector standard IEC 61076-2-111

Standards

Connector standard IEC 61076-2-111

Classifications

| | | | |
|-------------|-------------|-------------|-------------|
| ETIM 6.0 | EC001855 | ETIM 7.0 | EC001855 |
| ETIM 8.0 | EC001855 | ECLASS 9.0 | 27-06-03-11 |
| ECLASS 9.1 | 27-06-03-11 | ECLASS 10.0 | 27-06-03-11 |
| ECLASS 11.0 | 27-06-03-11 | ECLASS 12.0 | 27-06-03-11 |

Environmental Product Compliance

REACH SVHC Lead 7439-92-1
 SCIP e8d8af70-4c85-4483-bc8c-9bc5b598e2a9

Creation date March 17, 2023 8:40:07 AM CET

Data sheet**SAIL-M12GM12G-L-1.5PGR**

Weidmüller Interface GmbH & Co. KG
Klingenbergstraße 26
D-32758 Detmold
Germany

www.weidmueller.com

Technical data**Approvals**

Approvals



| | |
|-------------------------|------------|
| ROHS | Conform |
| UL File Number Search | UL Website |
| Certificate no. (cULus) | E257571 |

Downloads

| | |
|-----------------------------|--|
| Engineering Data | CAD data – STEP |
| Product Change Notification | PCN-PB46-20200713-00-A de PCN-PB46-20200713-00-A en |
| Catalogues | Catalogues in PDF-format |
| Brochures | FL FIELDWIRING EN |

Data sheet

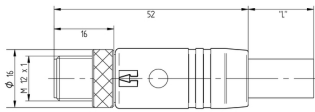
SAIL-M12GM12G-L-1.5PGR

Weidmüller Interface GmbH & Co. KG
 Klingenbergstraße 26
 D-32758 Detmold
 Germany

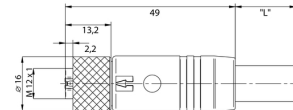
www.weidmueller.com

Drawings

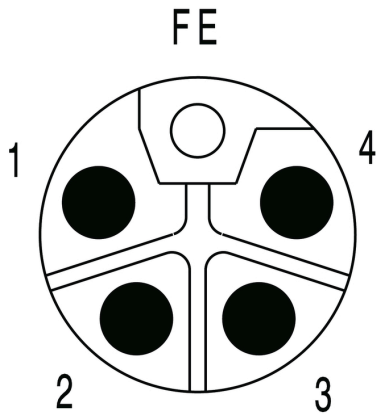
Dimensioned drawing



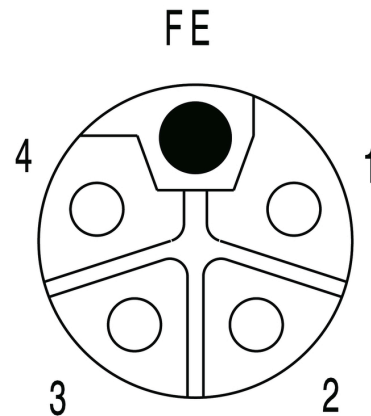
Dimensioned drawing



Pole scheme



Pole scheme



Wiring diagram

The ideal tool: Screwty® with torque function

