

SAIL-M12GM12W-L-3.0PGR**Weidmüller Interface GmbH & Co. KG**

Klingenbergstraße 26

D-32758 Detmold

Germany

www.weidmueller.com



Your peripheral devices should be supplied with greater power. With our new M12 plug-in connector, more than 250 V and 2 A is possible without problems. The compact A-, K-, L-, S- and T-coded M12 plug-in connectors are designed for the transmission of up to 630 V AC or 60 V DC and 12 A.

General ordering data

Version	Sensor/actuator line, Connecting line, M12 / M12, Number of poles : 5, 3 m, pin, straight - socket, 90°, Shielded: No, LED: No, Sheath material: PUR, Halogen: No
Order No.	2455280300
Type	SAIL-M12GM12W-L-3.0PGR
GTIN (EAN)	4050118470376
Qty.	1 pc(s).

Creation date March 17, 2023 8:41:30 AM CET

Catalogue status 03.03.2023 / We reserve the right to make technical changes.

SAIL-M12GM12W-L-3.0PGR

Weidmüller Interface GmbH & Co. KG

Klingenbergstraße 26

D-32758 Detmold

Germany

www.weidmueller.com

Technical data

Dimensions and weights

Net weight 200 g

Technical specifications for cable

Acceleration	5 m/s ²	Bending cycles	10 Mio
Bending radius, min., moving	7.5 x cable diameter	Bending radius, min., stationary	4 x cable diameter
Cable length	3 m	Colour coding	brown, white, blue, black, grey
Configurable cable length	No	Core cross-section	1.5 mm ²
Halogen	No	Insulation	PP
Irradiation crosslinked	No	Number of poles	5
Outer cladding in accordance with UL AWM style	20939 (80 °C / 600 V)	Outside diameter	8 mm ± 0.2 mm
Resistant to welding beads	No	Sheath material	PUR
Sheathing colour	grey	Shielded	No
Speed	5 m/s	Suitable for cable carriers	Yes
Temperature range, moving	-30...80 °C	Temperature range, stationary	-40...80 °C
Welding spark resistance	No		

General technical data

Coding	L	Connection thread	M12 / M12
Contact surface	Gold-plated	Housing main material	PUR
Insulation strength	10 ⁸ Ω	LED	No
Plugging cycles	≤ 100	Pollution severity	3
Protection degree	IP65, IP67, when screwed in	Rated current	16 A
Rated voltage	50 V	Temperature range of housing	-40 ... +85 °C
Tightening torque	M12: 0.8 - 1.2 Nm	Version	pin, straight - socket, 90°
jumpered	No		

Electrical properties

Insulation strength 10⁸ Ω Rated voltage 50 V

General standards

Certificate no. (cULus) E257571 Connector standard IEC 61076-2-111

Standards

Connector standard IEC 61076-2-111

Classifications

ETIM 6.0	EC001855	ETIM 7.0	EC001855
ETIM 8.0	EC001855	ECLASS 9.0	27-06-03-11
ECLASS 9.1	27-06-03-11	ECLASS 10.0	27-06-03-11
ECLASS 11.0	27-06-03-11	ECLASS 12.0	27-06-03-11

Environmental Product Compliance

REACH SVHC Lead 7439-92-1

Creation date March 17, 2023 8:41:30 AM CET

Catalogue status 03.03.2023 / We reserve the right to make technical changes.

Data sheet**SAIL-M12GM12W-L-3.0PGR**

Weidmüller Interface GmbH & Co. KG
Klingenbergstraße 26
D-32758 Detmold
Germany

www.weidmueller.com

Technical data**Approvals**

Approvals



ROHS	Conform
UL File Number Search	UL Website
Certificate no. (cULus)	E257571

Downloads

Engineering Data	CAD data – STEP
Product Change Notification	PCN-PB46-20200713-00-A de PCN-PB46-20200713-00-A en
Catalogues	Catalogues in PDF-format
Brochures	FL FIELDWIRING EN

Data sheet

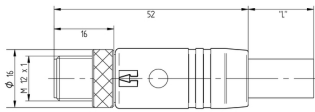
SAIL-M12GM12W-L-3.0PGR

Weidmüller Interface GmbH & Co. KG
 Klingenbergstraße 26
 D-32758 Detmold
 Germany

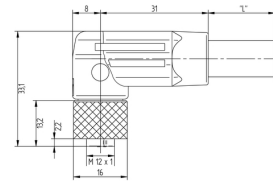
www.weidmueller.com

Drawings

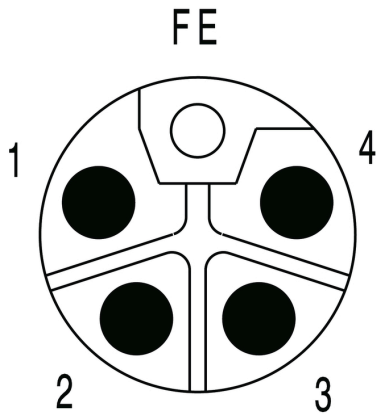
Dimensioned drawing



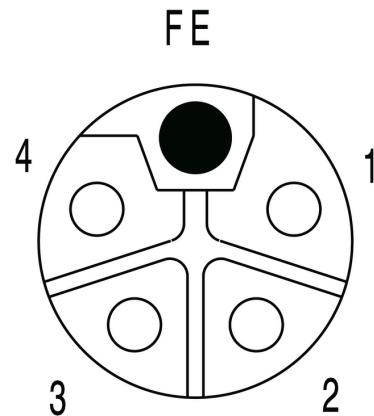
Dimensioned drawing



Pole scheme



Pole scheme



Wiring diagram

The ideal tool: Screwty® with torque function

