


AFS 2.5 CF 2C BK**Weidmüller Interface GmbH & Co. KG**

Klingenbergstraße 26

D-32758 Detmold

Germany

www.weidmueller.com

Product image

In some applications it is useful to protect the feed through connection with a separate fuse. Fuse terminal blocks are made up of one terminal block bottom section with a fuse insertion carrier. The fuses vary from pivoting fuse levers and pluggable fuse holders to screwable closures and flat plug-in fuses.

General ordering data

Version	Fuse terminal, PUSH IN, 2.5 mm ² , 500 V, 10 A, black
Order No.	2466530000
Type	AFS 2.5 CF 2C BK
GTIN (EAN)	4050118480825
Qty.	50 pc(s).

Creation date March 9, 2023 9:16:08 PM CET

Catalogue status 03.03.2023 / We reserve the right to make technical changes.

AFS 2.5 CF 2C BK

Weidmüller Interface GmbH & Co. KG

Klingenbergstraße 26

D-32758 Detmold

Germany

www.weidmueller.com

Technical data

Dimensions and weights

Depth	37.65 mm	Depth (inches)	1.482 inch
Depth including DIN rail	38.4 mm	Height	77.5 mm
Height (inches)	3.051 inch	Width	5.1 mm
Width (inches)	0.201 inch	Net weight	9.124 g

Temperatures

Storage temperature	-25 °C...55 °C	Continuous operating temp., min.	-60 °C
Continuous operating temp., max.	130 °C		

Material data

Material	Wemid	Colour	black
----------	-------	--------	-------

System specifications

Version	Without LED	End cover plate required	Yes
Number of potentials	1	Number of levels	1
Number of clamping points per level	2	Number of potentials per tier	1
PE connection	No	Rail	TS 35
N-function	No	PE function	No
PEN function	No		

Additional technical data

Installation advice	Rail	Open sides	right
Snap-on	No	Type of fixing	Snap-on
Type of mounting	TS 35	With snap-in pegs	No

CSA rating data

Certificate No. (CSA)	200039-70089609	Current size B (CSA)	16 A
Current size C (CSA)	16 A	Voltage size B (CSA)	300 V
Voltage size C (CSA)	300 V	Wire cross section max. (CSA)	12 AWG
Wire cross section min. (CSA)	28 AWG		

Conductors for clamping (rated connection)

Blade size	0.6 x 3.5 mm		
Clamping range, max.	4 mm ²		
Clamping range, min.	0.14 mm ²		
Connection cross-section, stranded, max.	2.5 mm ²		
Connection cross-section, stranded, min.	0.5 mm ²		
Connection direction	top		
Gauge to IEC 60947-1	A3		
Number of connections	2		
Stripping length	10 mm		
Tube length for twin wire-end ferrule	Tube length	min.	8 mm
		max.	12 mm
	Cross-section for conductor connection	min.	0.5 mm ²
		max.	0.75 mm ²

Creation date March 9, 2023 9:16:08 PM CET

Catalogue status 03.03.2023 / We reserve the right to make technical changes.

AFS 2.5 CF 2C BK

Weidmüller Interface GmbH & Co. KG

Klingenbergstraße 26

D-32758 Detmold

Germany

www.weidmueller.com

Technical data

Tube length for wire-end ferrule with plastic collar DIN 46228/4	Cross-section for conductor connection	min.	0.34 mm ²
		max.	0.14 mm ²
	Tube length	min.	8 mm
		max.	6 mm
	Cross-section for conductor connection	min.	1 mm ²
		max.	0.5 mm ²
Tube length	min.	12 mm	
	max.	6 mm	
Cross-section for conductor connection	min.	2.5 mm ²	
	max.	1.5 mm ²	
Tube length	min.	12 mm	
	max.	8 mm	
Tube length for wire-end ferrule without plastic collar DIN 46228/1	Tube length	nominal	5 mm
	Cross-section for conductor connection	nominal	0.25 mm ²
		min.	6 mm
	Tube length	max.	10 mm
		min.	0.5 mm ²
	Cross-section for conductor connection	max.	1 mm ²
min.		7 mm	
Tube length	max.	12 mm	
	Cross-section for conductor connection	min.	1.5 mm ²
max.		4 mm ²	
Twin wire-end ferrules, max.	0.75 mm ²		
Twin wire-end ferrules, min.	0.5 mm ²		
Type of connection	PUSH IN		
Wire connection cross section AWG, max.	AWG 12		
Wire connection cross section AWG, min.	AWG 28		
Wire connection cross section, finely stranded, max.	2.5 mm ²		
Wire connection cross section, finely stranded, min.	0.5 mm ²		
Wire connection cross-section, finely stranded with wire-end ferrules DIN 46228/1, max.	2.5 mm ²		
Wire connection cross-section, finely stranded with wire-end ferrules DIN 46228/1, min.	0.5 mm ²		
Wire connection cross-section, finely stranded with wire-end ferrules DIN 46228/4, max.	2.5 mm ²		
Wire connection cross-section, finely stranded with wire-end ferrules DIN 46228/4, min.	0.5 mm ²		
Wire connection cross-section, solid core, max.	2.5 mm ²		
Wire connection cross-section, solid core, min.	0.5 mm ²		

Fuse terminals

Cartridge fuse	mini fuse	Fuse holder (cartridge holder)	Pivoting
Leakage current, max.	0.5 mA		

AFS 2.5 CF 2C BK

Weidmüller Interface GmbH & Co. KG

Klingenbergstraße 26

D-32758 Detmold

Germany

www.weidmueller.com

Technical data

General

Installation advice	Rail	Rail	TS 35
Standards	In accordance with IEC 60947-7-3	Wire connection cross section AWG, max.	AWG 12
Wire connection cross section AWG, min.	AWG 28		

Rating data

Rated cross-section	2.5 mm ²	Rated voltage	500 V
Rated voltage to adjoining terminal	500 V	Rated current	10 A
Current at maximum wires	10 A	Standards	In accordance with IEC 60947-7-3
Volume resistance according to IEC 60947-7-x	1.33 mΩ	Power loss in accordance with IEC 60947-7-x	0.77 W
Pollution severity	3	Surge voltage category	III

UL rating data

Certificate No. (cURus)	E60693	Conductor size Factory wiring max. (cURus)	12 AWG
Conductor size Factory wiring min. (cURus)	28 AWG	Conductor size Field wiring max. (cURus)	12 AWG
Conductor size Field wiring min. (cURus)	28 AWG	Current size B (cURus)	16 A
Current size C (cURus)	16 A	Current size D (cURus)	10 A
Voltage size B (cURus)	300 V	Voltage size C (cURus)	300 V
Voltage size D (cURus)	300 V		

Classifications

ETIM 6.0	EC000899	ETIM 7.0	EC000899
ETIM 8.0	EC000899	ECLASS 9.0	27-14-11-16
ECLASS 9.1	27-14-11-16	ECLASS 10.0	27-14-11-16
ECLASS 11.0	27-14-11-16	ECLASS 12.0	27-14-11-16

Important note

Product information The voltage depends on the selected fuse element or the selected indicator light

Approvals

Approvals



UL File Number Search UL Website
 Certificate No. (cURus) E60693

AFS 2.5 CF 2C BK**Weidmüller Interface GmbH & Co. KG**

Klingenbergstraße 26

D-32758 Detmold

Germany

www.weidmueller.com**Technical data****Downloads**

Approval/Certificate/Document of Conformity	DE PT0102 2017 1010 040 ISSUE01.pdf EAC certificate DNVGL certificate MARITREG certificate UKCA declaration of conformity
Engineering Data	CAD data – STEP
Tender specification	Klippon® Connect 2466530000 EN Klippon® Connect 2466530000 DE
User Documentation	StorageConditionsTerminalBlocks BPZL AFS
Catalogues	Catalogues in PDF-format

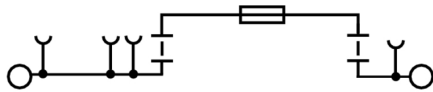
Data sheet

AFS 2.5 CF 2C BK

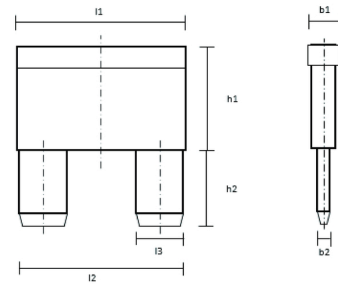
Weidmüller Interface GmbH & Co. KG
 Klingenbergstraße 26
 D-32758 Detmold
 Germany

www.weidmueller.com

Drawings



DIN 72581-3:2001-03



b1	b2	h1	h2	l1	l2	l3
mm	±0.1	mm	±0.2	mm	±0.3	±0.2
4	0.82	9	7.5	12	10.5	2.8