

## SAIL-M8GM8W-5-1.5U

**Weidmüller Interface GmbH & Co. KG**

Klingenbergstraße 26

D-32758 Detmold

Germany

[www.weidmueller.com](http://www.weidmueller.com)



Sensor/actuator cables are used for wiring sensors and actuators and for transmitting data or power in various applications. The moulded cable offers connected and tested connection of the plug-in connector to the cable ex-works. The cables may be exposed to a wide range of conditions, such as humidity, dust, heat, cold, shock or vibration.

Our developers have focused specifically on this issue and designed a host of different M8 and M12 sensor-actuator cables so you are bound to find the solution you need for your application.

Is there something you have not managed to find or you feel needs explanation? Talk to us!

### General ordering data

Version	Sensor/actuator line, M8 / M8, Number of poles : 5, 1.5 m, pin, straight - socket, 90&deg;, Shielded: No, LED: No, Sheath material: PUR, Halogen: No
Order No.	<a href="#">2475240150</a>
Type	SAIL-M8GM8W-5-1.5U
GTIN (EAN)	4050118487060
Qty.	1 pc(s).

Creation date March 17, 2023 8:49:28 AM CET

Catalogue status 03.03.2023 / We reserve the right to make technical changes.

**SAIL-M8GM8W-5-1.5U****Weidmüller Interface GmbH & Co. KG**

Klingenbergstraße 26

D-32758 Detmold

Germany

www.weidmueller.com

**Technical data****Dimensions and weights**

Net weight 66 g

**Technical specifications for cable**

Acceleration	5 m/s <sup>2</sup>	Bending cycles	12 Mio
Bending cycles at torsion	> 5 Mio.	Bending radius, min., moving	10 x cable diameter
Bending radius, min., stationary	5 x cable diameter	Cable length	1.5 m
Configurable cable length	No	Core cross-section	0.25 mm <sup>2</sup>
Halogen	No	Insulation	PP
Irradiation crosslinked	No	Length of torsion	1 m
Number of poles	5	Outer cladding in accordance with UL AWM style	20549 (80 °C / 300 V)
Resistance to spread of flame	In accordance with UL1581 UL / CUL FT2, in accordance with IEC 60332-2-2	Resistant to welding beads	No
Sheath material	PUR	Sheathing colour	black
Shielded	No	Speed	5 m/s
Suitable for cable carriers	Yes	Temperature range, moving	-25...80 °C
Temperature range, stationary	-40...80 °C	Torsion resistance	360 °/m
Welding spark resistance	No		

**General technical data**

Coding	B	Connection thread	M8 / M8
Contact surface	Gold-plated	Housing main material	PUR
Insulation strength	10 <sup>8</sup> Ω	LED	No
Plugging cycles	≥ 100	Pollution severity	3
Protection degree	IP69K, IP65, IP66	Rated current	3 A
Rated voltage	60 V	Temperature range of housing	-40 ... +85 °C
Threaded ring material	Brass, nickel-plated	Tightening torque	M8: 0.5 - 0.6 Nm
Version	pin, straight - socket, 90&deg;		

**Electrical properties**Insulation strength 10<sup>8</sup> Ω      Rated voltage 60 V**Classifications**

ETIM 6.0	EC001855	ETIM 7.0	EC001855
ETIM 8.0	EC001855	ECLASS 9.0	27-06-03-11
ECLASS 9.1	27-06-03-11	ECLASS 10.0	27-06-03-11
ECLASS 11.0	27-06-03-11	ECLASS 12.0	27-06-03-11

**Environmental Product Compliance**

REACH SVHC Lead 7439-92-1

**Data sheet**

**SAIL-M8GM8W-5-1.5U**

**Weidmüller Interface GmbH & Co. KG**  
Klingenbergstraße 26  
D-32758 Detmold  
Germany

[www.weidmueller.com](http://www.weidmueller.com)

**Technical data**

**Approvals**

Approvals



ROHS

Conform

**Downloads**

Catalogues

[Catalogues in PDF-format](#)

**Data sheet**

**SAIL-M8GM8W-5-1.5U**

**Weidmüller Interface GmbH & Co. KG**  
 Klingenbergstraße 26  
 D-32758 Detmold  
 Germany

www.weidmueller.com

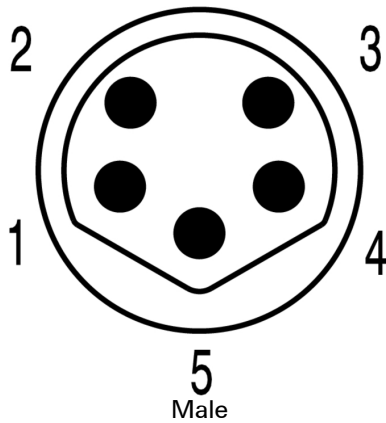
**Drawings**

**Dimensioned drawing**

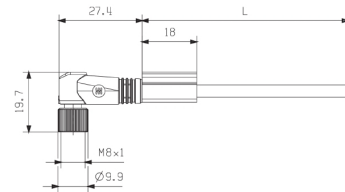


Male, straight

**Pole scheme**

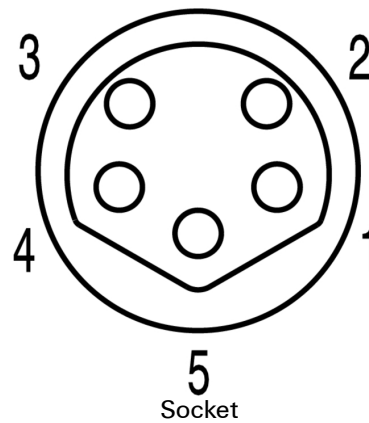


**Dimensioned drawing**



Angled socket

**Pole scheme**



**Wiring diagram**



**The ideal tool: Screwty® with torque function**



Light, securely screwed-in round plug-in connectors. Screwty set DM / VPE: 1 / Order No.: 1920000000 Adapters: M12, M12 F, M8, M8 F