

SAIL-M12BGM12G-5S8.5U**Weidmüller Interface GmbH & Co. KG**

Klingenbergstraße 26

D-32758 Detmold

Germany

www.weidmueller.com



Sensor/actuator cables are used for wiring sensors and actuators and for transmitting data or power in various applications. The moulded cable offers connected and tested connection of the plug-in connector to the cable ex-works. The cables may be exposed to a wide range of conditions, such as humidity, dust, heat, cold, shock or vibration.

Our developers have focused specifically on this issue and designed a host of different M8 and M12 sensor-actuator cables so you are bound to find the solution you need for your application.

Is there something you have not managed to find or you feel needs explanation? Talk to us!

General ordering data

Version	Sensor/actuator line, Connecting line, M12 / M12, Number of poles : 5, 8.5 m, Female socket, straight - Female socket, straight, Shielded: Yes, LED: No, Sheath material: PUR, Halogen: No
Order No.	2485140850
Type	SAIL-M12BGM12G-5S8.5U
GTIN (EAN)	4050118504408
Qty.	1 pc(s).

Creation date March 17, 2023 8:50:53 AM CET

Catalogue status 03.03.2023 / We reserve the right to make technical changes.

SAIL-M12BGM12G-5S8.5U**Weidmüller Interface GmbH & Co. KG**

Klingenbergstraße 26

D-32758 Detmold

Germany

www.weidmueller.com

Technical data**Dimensions and weights**

Net weight 300 g

Technical specifications for cable

Acceleration	5 m/s ²	Bending cycles	2 Mio
Bending radius, min., moving	10 x cable diameter	Bending radius, min., stationary	5 x cable diameter
Cable length	8.5 m	Colour coding	blue, white, brown, grey, black
Configurable cable length	No	Core cross-section	0.34 mm ²
Core in accordance with UL AWM style	10493 (80 °C / 300 V)	Halogen	No
Hydrolysis and microbe resistant	Yes	Insulation	PP
Irradiation crosslinked	No	LABS-free	Yes
Number of poles	5	Outer cladding in accordance with UL AWM style	20549 (80 °C / 300 V)
Outside diameter	5.7 mm ± 0.2 mm	Resistance to oils	in accordance with IEC 60811:404
Resistance to spread of flame	In accordance with UL1581 UL / CUL FT2, in accordance with IEC 60332-2-2	Resistant to welding beads	No
Sheath material	PUR	Sheathing colour	black
Shielded	Yes	Speed	200 m/min
Suitable for cable carriers	Yes	Temperature range, moving	-25...80 °C
Temperature range, stationary	-40...80 °C	Torsion resistance	0 °/m
Welding spark resistance	No		

General technical data

Coding	A	Connection thread	M12 / M12
Contact surface	Gold-plated	Housing main material	PUR
Insulation strength	10 ⁸ Ω	LED	No
Plugging cycles	≥ 100	Pollution severity	3
Protection degree	IP65, IP66, IP67, IP68, when screwed in	Rated current	4 A
Rated voltage	60 V	Temperature range of housing	-40 ... +85 °C
Threaded ring material	Diecast zinc	Tightening torque	M12: 0.8 - 1.2 Nm
Version	Female socket, straight - Female socket, straight	jumpered	No

Electrical propertiesInsulation strength 10⁸ Ω Rated voltage 60 V**Classifications**

ETIM 6.0	EC001855	ETIM 7.0	EC001855
ETIM 8.0	EC001855	ECLASS 9.0	27-06-03-11
ECLASS 9.1	27-06-03-11	ECLASS 10.0	27-06-03-11
ECLASS 11.0	27-06-03-11	ECLASS 12.0	27-06-03-11

Environmental Product ComplianceREACH SVHC Lead 7439-92-1
SCIP 1c533b66-fcff-4da5-b89f-fd555fbf5cb55

Creation date March 17, 2023 8:50:53 AM CET

Catalogue status 03.03.2023 / We reserve the right to make technical changes.

Data sheet

SAIL-M12BGM12G-5S8.5U

Weidmüller Interface GmbH & Co. KG
Klingenbergstraße 26
D-32758 Detmold
Germany

www.weidmueller.com

Technical data

Approvals

Approvals



ROHS

Conform

Downloads

Catalogues

[Catalogues in PDF-format](#)

Brochures

[FL FIELDWIRING EN](#)

Data sheet

SAIL-M12BGM12G-5S8.5U

Weidmüller Interface GmbH & Co. KG
 Klingenbergstraße 26
 D-32758 Detmold
 Germany

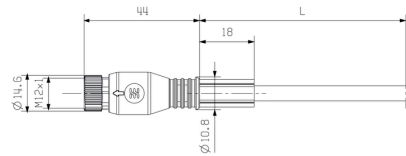
www.weidmueller.com

Drawings

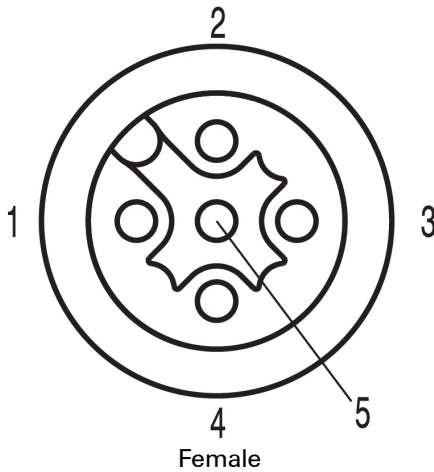
Dimensioned drawing



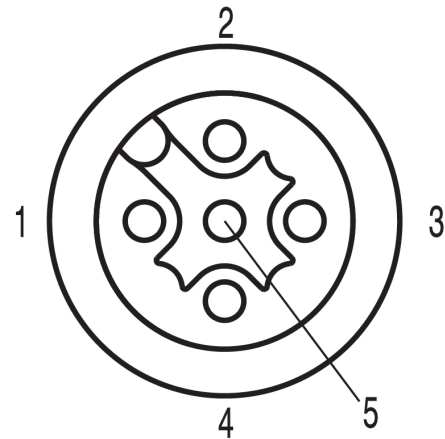
Dimensioned drawing



Pole scheme



Pole scheme



Wiring diagram



The ideal tool: Screwty® with torque function



Light, securely screwed-in round plug-in connectors. Screwty set DM / VPE: 1 / Order No.: 1920000000 Adapters: M12, M12 F, M8, M8 F