

WPD 230 2X50/2X50 BL**Weidmüller Interfaces GmbH & Co. KG**

Postfach 3030

32760 Detmold

Tel. +49 5231 14-0

Fax. +49 5231 14-2083

info@weidmueller.com

www.weidmueller.com

Product image

Klippon[®] Connect power feed-in terminal blocks WPD allow for an easy and safe installation of aluminium and copper conductors on a small footprint. A power supply or monitoring connection can also be used as an option. Customers can use the power feed-in terminal blocks WPD, regardless of the conductor material. They can be mounted either directly or on DIN rail TS35.

General ordering data

| | |
|------------|--|
| Version | W-Series, Distribution block, Rated cross-section: 50 mm ² , Terminal rail / mounting plate |
| Order No. | 2502590000 |
| Type | WPD 230 2X50/2X50 BL |
| GTIN (EAN) | 4050118516418 |
| Qty. | 5 pc(s). |

WPD 230 2X50/2X50 BL

Weidmüller Interfaces GmbH & Co. KG

Postfach 3030

32760 Detmold

Tel. +49 5231 14-0

Fax. +49 5231 14-2083

info@weidmueller.com

www.weidmueller.com

Technical data

Dimensions and weights

| | | | |
|------------|---------|-----------------|------------|
| Depth | 45 mm | Depth (inches) | 1.772 inch |
| Height | 70 mm | Height (inches) | 2.756 inch |
| Width | 35.6 mm | Width (inches) | 1.402 inch |
| Net weight | 66 g | | |

Temperatures

| | | | |
|----------------------------------|----------------|----------------------------------|--------|
| Storage temperature | -25 °C...55 °C | Continuous operating temp., min. | -50 °C |
| Continuous operating temp., max. | 120 °C | | |

Material data

| | | | |
|---------------------------|-------|--------|------|
| Material | Wemid | Colour | blue |
| UL 94 flammability rating | V-0 | | |

Rating data IECEx/ATEX

| | | | |
|--------------------------------|--------------------|-------------------------|------------------|
| Certificate No. (ATEX) | CNEX18ATEX0016U | Certificate No. (IECEX) | IECEXNEX18.0010U |
| Max. voltage (ATEX) | 880 V | Current (ATEX) | 150 A |
| Wire cross section max. (ATEX) | 50 mm ² | Max. voltage (IECEX) | 880 V |
| Current (IECEX) | 150 A | | |

System specifications

| | | | |
|-------------------------------------|------------------|--------------------------|----|
| Version | Screw connection | End cover plate required | No |
| Number of potentials | 1 | Number of levels | 1 |
| Number of clamping points per level | 4 | PE connection | No |

Additional technical data

| | | | |
|---------------------|--------------------------------|------------------|---------|
| Installation advice | Terminal rail / mounting plate | Type of mounting | Snap-on |
|---------------------|--------------------------------|------------------|---------|

General

| | | | |
|---------------------|--------------------------------|-----------------|---|
| Installation advice | Terminal rail / mounting plate | Number of poles | 1 |
| Standards | IEC 60947-7-1, UL 1059, CSA | | |

Rating data

| | | | |
|--|--------------------|---------------------------------|-----------------------------|
| Rated cross-section | 50 mm ² | Rated voltage | 1,000 V |
| Rated AC voltage | 1,000 V AC | Rated DC voltage | 1,000 V DC |
| Rated current | 150 A | Standards | IEC 60947-7-1, UL 1059, CSA |
| Volume resistance according to IEC 60947-7-x | 0.21 mΩ | Rated impulse withstand voltage | 8 kV |
| Power loss in accordance with IEC 60947-7-x | 4.8 W | Pollution severity | 3 |
| Surge voltage category | III | | |

UL rating data

| | |
|-------------------------|--------|
| Certificate No. (cURus) | E60693 |
|-------------------------|--------|

Creation date March 13, 2023 8:46:38 AM CET

Catalogue status 03.03.2023 / We reserve the right to make technical changes.

WPD 230 2X50/2X50 BL

Weidmüller Interfaces GmbH & Co. KG

Postfach 3030

32760 Detmold

Tel. +49 5231 14-0

Fax. +49 5231 14-2083

info@weidmueller.com

www.weidmueller.com

Technical data

Classifications

| | | | |
|-------------|-------------|-------------|-------------|
| ETIM 6.0 | EC000897 | ETIM 7.0 | EC000897 |
| ETIM 8.0 | EC000897 | ECLASS 9.0 | 27-14-11-20 |
| ECLASS 9.1 | 27-14-11-20 | ECLASS 10.0 | 27-14-11-20 |
| ECLASS 11.0 | 27-14-11-20 | ECLASS 12.0 | 27-14-11-20 |

Important note

Product information You will find additional information in the downloadsection of the onlinecatalogue

Approvals

Approvals



| | |
|-------------------------|------------|
| ROHS | Conform |
| UL File Number Search | UL Website |
| Certificate No. (cURus) | E60693 |

Downloads

| | |
|---|--|
| Approval/Certificate/Document of Conformity | CB Certificate FIMKO certificate EAC EX Certificate CCC Ex Certificate ATEX Certificate IECEx Certificate DNV Certificate UKCA Ex Certificate CE Declaration of Conformity UKCA declaration of conformity |
| Engineering Data | CAD data – STEP |
| User Documentation | DATA SHEET WPD 230 StorageConditionsTerminalBlocks NTI WPD 230 |
| Catalogues | Catalogues in PDF-format |

Data sheet

WPD 230 2X50/2X50 BL

Weidmüller Interfaces GmbH & Co. KG

Postfach 3030

32760 Detmold


Tel. +49 5231 14-0

Fax. +49 5231 14-2083

info@weidmueller.com

www.weidmueller.com

Drawings



Power feed-in Screw connection

W-Series WPD 130 1X50/1X50 GY



| | |
|-------------------------------|-------------------|
| Width / Height / Depth | mm |
| max. current / max. conductor | A/mm ² |
| max. clamping range | mm ² |

Technical data

| | |
|--|-----------------|
| Rated data | |
| Rated voltage | V |
| Rated current | A |
| for wire cross-section | mm ² |
| Rated impulse withstand voltage / Pollution severity | |
| Overvoltage category / UL 94 flammability rating | |
| Approvals | |
| Clamped conductors (H05V/H07V) | |
| Solid / Stranded | mm ² |
| Flexible with ferrule | mm ² |
| Stripping length / Blade size | mm/- |
| Tightening torque | Nm |
| Note | |

Ordering data

| | |
|----------------|----------------------------|
| Version | |
| | light grey |
| | blue |
| | green |
| | brown |
| | black |
| | brown / black / light grey |
| | green / light grey / blue |
| Note | |

Accessories

| | |
|-------------------------------|------------|
| Protective cover | |
| | light grey |
| End bracket | |
| | grey |
| | black |
| Screwdriver | |
| | SET |
| Identification systems | |

WPD 130

50 mm²

| | |
|--------------|---------------------------------------|
| 22 / 45 / 70 | 50 mm ² 50 mm ² |
| 150 / 50 | |
| 4...50 | |

IEC 60947-7-1

| IEC | UL | CSA | EN 60079-7 |
|-----------|--------------|--------------|------------|
| 1000 | 1000 | 1000 | 880 |
| 150 | 150 | 150 | 150 |
| 50 | AWG 12...1/0 | AWG 12...1/0 | 50 |
| 8 kV / 3 | | | |
| III / V-0 | | | |

Bemessungsanschluss

| |
|--|
| 6...50 / 6...50 |
| 4...35 |
| 16 / M10 (SW 5 mm) |
| see appendix at the end of the chapter |

| Type | Qty. | Order No. |
|----------------------|------|------------|
| WPD 130 1X50/1X50 GY | 9 | 2502530000 |
| WPD 130 1X50/1X50 BL | 9 | 2502540000 |
| WPD 130 1X50/1X50 GN | 9 | 2502550000 |
| WPD 130 1X50/1X50 BN | 9 | 2502560000 |
| WPD 130 1X50/1X50 BK | 9 | 2502570000 |

| Type | Qty. | Order No. |
|-------------------|------|------------|
| WPDPC X30 GY | 54 | 2503330000 |
| WEW 35/2 GR 7042 | 100 | 1859200000 |
| AEB 35 SC/1 BK | 50 | 2475310000 |
| SK WSD-S 1,5-10,0 | 1 | 9008850000 |
| DEK 5/5 MC NE WS | 1000 | 1609801044 |
| WS 8/5 MM WS | 800 | 2007150000 |

WPD 230

50 mm²

| | |
|----------------|---|
| 35,6 / 45 / 70 | 50 mm ² 50 mm ² 50 mm ² 50 mm ² |
| 150 / 50 | |
| 4...50 | |

IEC 60947-7-1

| IEC | UL | CSA | EN 60079-7 |
|-----------|--------------|--------------|------------|
| 1000 | 1000 | 1000 | 880 |
| 300 | 150 | 150 | 150 |
| 50 | AWG 12...1/0 | AWG 12...1/0 | 50 |
| 8 kV / 3 | | | |
| III / V-0 | | | |

Rated connection

| |
|--|
| 6...50 / 6...50 |
| 4...35 |
| 16 / M10 (SW 5 mm) |
| see appendix at the end of the chapter |

| Type | Qty. | Order No. |
|----------------------|------|------------|
| WPD 230 2X50/2X50 GY | 5 | 2502580000 |
| WPD 230 2X50/2X50 BL | 5 | 2502590000 |
| WPD 230 2X50/2X50 GN | 5 | 2502600000 |
| WPD 230 2X50/2X50 BN | 5 | 2502610000 |
| WPD 230 2X50/2X50 BK | 5 | 2502950000 |

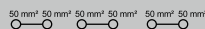
| Type | Qty. | Order No. |
|-------------------|------|------------|
| WPDPC X30 GY | 54 | 2503330000 |
| WEW 35/2 GR 7042 | 100 | 1859200000 |
| AEB 35 SC/1 BK | 50 | 2475310000 |
| SK WSD-S 1,5-10,0 | 1 | 9008850000 |
| DEK 5/5 MC NE WS | 1000 | 1609801044 |
| WS 8/5 MM WS | 800 | 2007150000 |

WPD 330

50 mm²



56,5 / 45 / 70
150 / 50
4...50



IEC 60947-7-1

| IEC | UL | CSA | EN 60079-7 |
|-----------|--------------|--------------|------------|
| 1000 | 1000 | 1000 | 880 |
| 150 | 150 | 150 | 150 |
| 50 | AWG 12...1/0 | AWG 12...1/0 | 50 |
| 8 kV / 3 | | | |
| III / V-0 | | | |

Rated connection

6...50 / 6...50

4...35

16 / M10 (SW 5 mm)

see appendix at the end of the chapter

| Type | Qty. | Order No. |
|----------------------------------|------|------------|
| WPD 330 3X50/3X50 3XGY | 3 | 2502620000 |
| | | |
| | | |
| | | |
| WPD 330 3X50/3X50 1XBN/1XBK/1XGY | 3 | 2502650000 |
| WPD 330 1XGY/1XBL/1XGN | 3 | 2502640000 |

| Type | Qty. | Order No. |
|-------------------|------|------------|
| WPDPC X30 GY | 54 | 2503330000 |
| WEW 35/2 GR 7042 | 100 | 1859200000 |
| AEB 35 SC/1 BK | 50 | 2475310000 |
| SK WSD-S 1,5-10,0 | 1 | 9008850000 |
| DEK 5/5 MC NE WS | 1000 | 1609801044 |
| WS 8/5 MM WS | 800 | 2007150000 |











Application range



Power feed-in
Screw connection

Conductor connection data according to IEC 60947-7-1 (Cu), UL 1059 (AL+Cu)

| Input (x1) / Output (x1) | Copper | | Aluminium | |
|--|---|---|---|---|
| |  |  |  |  |
| 50 mm ² | 10 Nm | 10 Nm | 14 Nm | 14 Nm |
| 35 mm ² | | | 14 Nm | 14 Nm |
| 25 mm ² | | | 12 Nm | 10 Nm |
| 16 mm ² | 8 Nm | 8 Nm | 10 Nm | 10 Nm |
| 10 mm ² | 6 Nm | 6 Nm | | |
| 6 mm ² | | | | |
| 4 mm ² | | | | |
| max. current with 2 x 50 mm ² (acc. to IEC) | 300 A | | 270 A | |
| Stripping lengths | 16 mm | | | |
| Allen screw | M10 (SW 5 mm) | | | |

| Input (x1) / Output (x1) | Copper | | Aluminium | |
|---|---|---|---|---|
| |  |  |  |  |
| AWG 1/0 | 123.9Lb In. | 123.9Lb In. | 123.9Lb In. | 123.9Lb In. |
| AWG 2 | | | 123.9Lb In. | 123.9Lb In. |
| AWG 4 | | | 123.9Lb In. | 123.9Lb In. |
| AWG 6 | | | 123.9Lb In. | 123.9Lb In. |
| AWG 8 | | | 123.9Lb In. | 123.9Lb In. |
| AWG 10 | | | 123.9Lb In. | 123.9Lb In. |
| AWG 12 | | | | |
| max. current at 1 x 50 mm ² (acc. to UL) | 150 A | | 120 A | |
| Stripping lengths | 16 mm | | | |
| Allen screw | M10 (SW 5 mm) | | | |



Diagrams

