

WPD 106 1X70/2X25+3X16 BL

Weidmüller Interfaces GmbH & Co. KG

Postfach 3030

32760 Detmold

Tel. +49 5231 14-0

Fax. +49 5231 14-2083

info@weidmueller.com

www.weidmueller.com

Product image



Our WPD 1XX distribution blocks are used in all situations where power is supplied and distributed. Their user-friendly design creates a better overview and enables Rapid, efficient implementation of space-saving power distribution.

General ordering data

Version	W-Series, Distribution block, Rated cross-section: Screw connection, Terminal rail / mounting plate
Order No.	2518570000
Type	WPD 106 1X70/2X25+3X16 BL
GTIN (EAN)	4050118531824
Qty.	1 pc(s).

WPD 106 1X70/2X25+3X16 BL

Weidmüller Interfaces GmbH & Co. KG

Postfach 3030

32760 Detmold

Tel. +49 5231 14-0

Fax. +49 5231 14-2083

info@weidmueller.com

www.weidmueller.com

Technical data**Dimensions and weights**

Depth	50.4 mm	Depth (inches)	1.984 inch
Height	74.5 mm	Height (inches)	2.933 inch
Width	39.5 mm	Width (inches)	1.555 inch
Net weight	200 g		

Temperatures

Storage temperature	-25 °C...55 °C	Continuous operating temp., min.	-50 °C
Continuous operating temp., max.	130 °C		

Material data

Material	Wemid	Colour	blue
UL 94 flammability rating	V-0		

Rating data IECEx/ATEX

Certificate No. (ATEX)	CNEX16ATEX0005U	Certificate No. (IECEX)	IECEXCNEX16.0005U
Max. voltage (ATEX)	880 V	Current (ATEX)	160 A
Wire cross section max. (ATEX)	50 mm ²	Max. voltage (IECEX)	880 V
Current (IECEX)	160 A		

System specifications

Version	Screw connection	End cover plate required	No
Number of potentials	1	Number of levels	1
Number of clamping points per level	2	Number of potentials per tier	1
Levels cross-connected internally	Yes	Rail	Mounting plate, TS 35
N-function	Yes	PE function	No
PEN function	No		

Additional technical data

Installation advice	Terminal rail / mounting plate	Open sides	closed
Type of mounting	Snap-on		

CSA rating data

Certificate number (cCSAus)	70128467
-----------------------------	----------

Conductors for clamping (rated connection)

Connection direction	on side	Type of connection	Screw connection
----------------------	---------	--------------------	------------------

General

Installation advice	Terminal rail / mounting plate	Number of poles	1
Rail	Mounting plate, TS 35	Standards	IEC 60947-7-1, UL 1059

WPD 106 1X70/2X25+3X16 BL

Weidmüller Interfaces GmbH & Co. KG

Postfach 3030

32760 Detmold

Tel. +49 5231 14-0

Fax. +49 5231 14-2083

info@weidmueller.com

www.weidmueller.com

Technical data**Rating data**

Rated voltage	1,000 V	Rated AC voltage	1,000 V AC
Rated DC voltage	1,500 V DC	Rated current	215 A
Standards	IEC 60947-7-1, UL 1059		

UL rating data

Certificate No. (cURus) E60693

Classifications

ETIM 6.0	EC000897	ETIM 7.0	EC000897
ETIM 8.0	EC000897	ECLASS 9.0	27-14-11-20
ECLASS 9.1	27-14-11-20	ECLASS 10.0	27-14-11-20
ECLASS 11.0	27-14-11-20	ECLASS 12.0	27-14-11-20

Environmental Product Compliance

REACH SVHC	Lead 7439-92-1
SCIP	9b5f0838-1f0b-4c14-9fc7-3f5e6ee75be2

Important note

Product information The socket complies with flammability class V-2 according to UL94.

Approvals

Approvals



ROHS	Conform
UL File Number Search	UL Website
Certificate No. (cURus)	E60693

Downloads

Approval/Certificate/Document of Conformity	Attestation of Conformity Attestation of Conformity CB Certificate ATEX Certificate IECEX Certificate VDE Certificate EAC EX Certificate CCC Ex Certificate DNV Certificate UKCA Ex Certificate UKCA declaration of conformity
Engineering Data	CAD data – STEP
User Documentation	StorageConditionsTerminalBlocks DATA SHEET WPD 106 NTI WPD 106
Catalogues	Catalogues in PDF-format

Creation date March 13, 2023 9:07:22 AM CET

Catalogue status 03.03.2023 / We reserve the right to make technical changes.

Data sheet

WPD 106 1X70/2X25+3X16 BL

Weidmüller Interfaces GmbH & Co. KG

Postfach 3030

32760 Detmold

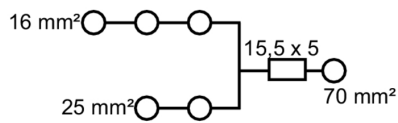
Tel. +49 5231 14-0

Fax. +49 5231 14-2083

info@weidmueller.com

www.weidmueller.com

Drawings



Power distribution
Screw connection

W-Series
WPD 106 1X70/2X25+3X16 GY



Width / Height / Depth	mm
max. current / max. conductor	A/mm ²
max. clamping range	mm ²

Technical data

Rated data		
Rated voltage		V
Rated current		A
for wire cross-section	70 mm ²	mm ²
Rated impulse withstand voltage / Pollution severity		
Overvoltage category / UL 94 flammability rating		
Approvals		
Clamped conductors (H05V/H07V)		
Solid / Stranded	70 mm ²	mm ²
	25 mm ²	mm ²
	16 mm ²	mm ²
Flexible with ferrule	70 mm ²	mm ²
	25 mm ²	mm ²
	16 mm ²	mm ²
Stripping length / Blade size	70 mm ²	mm/-
	25 mm ²	mm/-
	16 mm ²	mm/-
Tightening torque		Nm
Note		

Ordering data

Version	
	grey
	blue
	red
	black
Note	

Accessories

Cross connection	
	2-pole
End bracket	
	dark beige
	dark beige
Screwdriver	
	SET

WPD 106 **70 mm²**



39.5 / 50.4 / 70	
192 / 70	
10...70	

IEC 60947-7-1 (Cu), UL 1059 (Cu+Al)


IEC	UL	CSA	EN 60079-7
1000	600	600	550
192	160	175	160
70	AWG 10...2/0	AWG 10...2/0	70
8 kV / 3			
III / V-0			

Rated connection	
10...70 / 10...70	
2.5...25 / 2.5...25	
1.5...16 / 1.5...16	
6...50	
1.5...16	
1.5...10	
19 / M8	
14 / M6	
12 / M6	

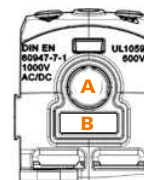
see appendix at the end of the chapter

Type	Qty.	Order No.
WPD 106 1x70/2x25+3x16 GY	1	1562210000
WPD 106 1x70/2x25+3x16 BL	1	2518570000
WPD 106 1x70/2x25+3x16 RD	1	2725340000
WPD 106 1x70/2x25+3x16 BK	1	2725440000

Type	Qty.	Order No.
WQB WPD X06/2	20	1561940000
WEW 35/2	100	1061200000
AEB 35 SC/1	50	1991920000
SDK PZ2 X 100	1	2749450000
SK WSD-S 1,5-10,0	1	9008850000



output

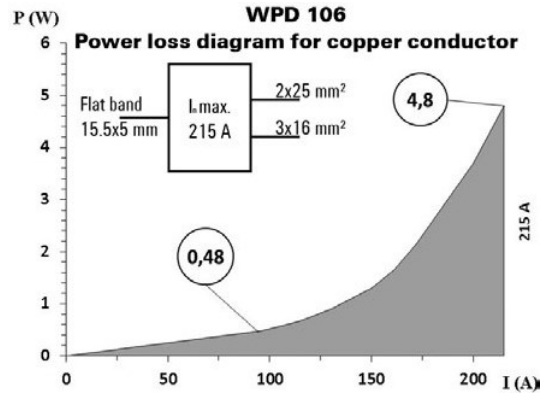


input

Conductor connection data according to IEC 60947-7-1 (Cu), UL 1059 (Cu+Al)

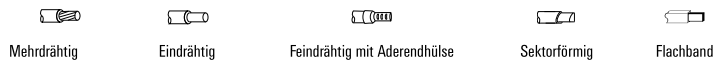
Input	connection point A				CP** B
	Copper		Aluminium*		Copper
70 mm ²					
50 mm ²	10 Nm	10 Nm	13,6 Nm	13,6 Nm	
35 mm ²					
25 mm ²					
16 mm ²					
10 mm ²					
6 mm ²					
Flat band 15,5x5 mm					2 Nm
Stripping lengths	19 mm				17 mm
Allen screw	M8				M5

* Values according to UL 1059 ** CP - connection point



Output	connection point 1/2/3				connection point 4/5			
	Copper		Aluminium*		Copper		Aluminium*	
25 mm ²								
16 mm ²	2 Nm	2 Nm	5,1 Nm	2,5 Nm	2,5 Nm	5,1 Nm	5,1 Nm	
10 mm ²								
6 mm ²								
4 mm ²								
2.5 mm ²								
1.5 mm ²								
Stripping lengths	12 mm				14 mm			
Allen screw	M6				M6			

* Values according to UL 1059



UL Rating data according to UL 1059

Certificate no. (UR)	XCFR2.E60693				
	connection point A				CP** B
Input (line)	Copper		Aluminium		Copper
AWG 2/0	88.5 Lb In.	88.5 Lb In.	120.4 Lb In.	100 Lb In.	
AWG 1/0					
AWG 2					
AWG 4					
AWG 6					
AWG 8					
AWG10					17.4 Lb In.
Flat band 15,5x3,2 mm					
max. current	160 A	150 A	135 A	120 A	160 A
Voltage size B,C (UR)	600 V				

** CP - connection point

CSA rating data according to CSA 22.2 No. 158

Certificate No. (CSA)	269832		
	Input	Output	
	CP* A	CP* 1/2/3	CP* 4/5
AWG 2/0	10 Nm.		
AWG 1/0			
AWG 2			
AWG 4			
AWG 6			
AWG 8			
AWG10	2 Nm	2 Nm	
AWG 12			
AWG 14			
AWG 16			
max. current	175 A	50 A	65 A
Voltage size C (CSA)	600 V		

* CP - connection point

output (load)	connection point 1/2/3				connection point 4/5			
	Copper		Aluminium		Copper		Aluminium	
AWG 4	22.6 Lb In.	22.6 Lb In.	45.1 Lb In.		22.6 Lb In.	22.6 Lb In.	45.1 Lb In.	45.1 Lb In.
AWG 6								
AWG 8								
AWG 10								
AWG 12								
AWG 14								
AWG 16								
max. current	65 A	50 A	50 A		85 A	65 A	65 A	50 A
Voltage size B,C (UR)	600 V							

