

WPD 205 2X35/4X25+6X16 2XBL**Weidmüller Interfaces GmbH & Co. KG**

Postfach 3030

32760 Detmold

Tel. +49 5231 14-0

Fax. +49 5231 14-2083

info@weidmueller.com

www.weidmueller.com

Product image

Our WPD 1XX distribution blocks are used in all situations where power is supplied and distributed. Their user-friendly design creates a better overview and enables Rapid, efficient implementation of space-saving power distribution.

General ordering data

Version	W-Series, Distribution block, Rated cross-section: Screw connection, Terminal rail / mounting plate
Order No.	2519470000
Type	WPD 205 2X35/4X25+6X16 2XBL
GTIN (EAN)	4050118531787
Qty.	1 pc(s).

WPD 205 2X35/4X25+6X16 2XBL

Weidmüller Interfaces GmbH & Co. KG

Postfach 3030

32760 Detmold

Tel. +49 5231 14-0

Fax. +49 5231 14-2083

info@weidmueller.com

www.weidmueller.com

Technical data

Dimensions and weights

Depth	53.7 mm	Depth (inches)	2.114 inch
Height	70 mm	Height (inches)	2.756 inch
Width	71.2 mm	Width (inches)	2.803 inch
Net weight	288 g		

Temperatures

Storage temperature	-25 °C...55 °C	Continuous operating temp., min.	-50 °C
Continuous operating temp., max.	130 °C		

Material data

Material	Wemid	Colour	blue
UL 94 flammability rating	V-0		

System specifications

Version	Screw connection	End cover plate required	No
Number of potentials	1	Number of levels	1
Number of clamping points per level	2	Number of potentials per tier	1
Levels cross-connected internally	Yes	Rail	Mounting plate, TS 35
PE function	No	PEN function	No

Additional technical data

Installation advice	Terminal rail / mounting plate	Open sides	closed
Type of mounting	Snap-on		

Conductors for clamping (rated connection)

Connection direction	None, on side	Type of connection	Screw connection
----------------------	---------------	--------------------	------------------

General

Installation advice	Terminal rail / mounting plate	Number of poles	2
Rail	Mounting plate, TS 35	Standards	IEC 60947-7-1, UL 1059

Rating data

Rated voltage	1,000 V	Rated AC voltage	1,000 V AC
Rated DC voltage	1,500 V DC	Rated current	214 A
Standards	IEC 60947-7-1, UL 1059		

Classifications

ETIM 6.0	EC000897	ETIM 7.0	EC000897
ETIM 8.0	EC000897	ECLASS 9.0	27-14-11-20
ECLASS 9.1	27-14-11-20	ECLASS 10.0	27-14-11-20
ECLASS 11.0	27-14-11-20	ECLASS 12.0	27-14-11-20

WPD 205 2X35/4X25+6X16 2XBL

Weidmüller Interfaces GmbH & Co. KG

Postfach 3030

32760 Detmold

Tel. +49 5231 14-0

Fax. +49 5231 14-2083

info@weidmueller.com

www.weidmueller.com

Technical data

Environmental Product Compliance

REACH SVHC	Lead 7439-92-1	
SCIP	9b5f0838-1f0b-4c14-9fc7-3f5e6ee75be2	

Important note

Product information	The socket complies with flammability class V-2 according to UL94.
---------------------	--

Approvals

Approvals



ROHS	Conform
------	---------

Downloads

Approval/Certificate/Document of Conformity	Attestation of Conformity CB Certificate DNV Certificate UKCA Ex Certificate UKCA declaration of conformity
Engineering Data	CAD data – STEP
User Documentation	StorageConditionsTerminalBlocks DATA SHEET WPD 205
Catalogues	Catalogues in PDF-format

Data sheet

WPD 205 2X35/4X25+6X16 2XBL

Weidmüller Interfaces GmbH & Co. KG

Postfach 3030

32760 Detmold

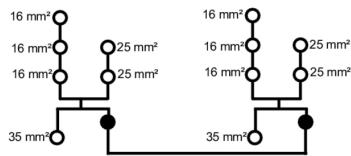
Tel. +49 5231 14-0

Fax. +49 5231 14-2083

info@weidmueller.com

www.weidmueller.com

Drawings



Power distribution

Screw connection

W-Series

WPD 105 1x35+1x16/2x25+3x16



Width / Height / Depth	mm
max. current / max. conductor	A/mm ²
max. clamping range	mm ²

Technical data

Rated data		
Rated voltage		V
Rated current		A
for wire cross-section	35 mm ²	mm ²
Rated impulse withstand voltage / Pollution severity		
Overvoltage category / UL 94 flammability rating		
Approvals		
Clamped conductors (H05V/H07V)		
Solid / Stranded	35 mm ²	mm ²
	25 mm ²	mm ²
	16 mm ²	mm ²
Flexible with ferrule	35 mm ²	mm ²
	25 mm ²	mm ²
	16 mm ²	mm ²
Stripping length / Blade size	35 mm ²	mm/-
	25 mm ²	mm/-
	16 mm ²	mm/-
Tightening torque		Nm
Note		

Ordering data

Version	
	grey
	blue
	red
	black
Note	

Accessories

Cross connection	
	2-pole
	3-pole
End bracket	
	dark beige
	dark beige
Screwdriver	
	SET

WPD 105

35 mm²


35.6 / 53.7 / 70	16 mm ²	16 mm ²	16 mm ²
125 / 35	25 mm ²	16 mm ²	35 mm ²
2.5...35			

IEC 60947-7-1 (Cu), UL 1059 (Cu+Al)

IEC	UL	CSA	EN 60079-7
1000	600	600	690
125	115	85	125
35	AWG 12...2	AWG 12...2	35
8 kV / 3			
III / V-0			

Rated connection

4...35 / 4...35
2.5...25 / 2.5...25
1.5...16 / 1.5...16
2.5...25
1.5...16
1.5...10
19 / M8
14 / M6
12 / M6

see appendix at the end of the chapter

Type	Qty.	Order No.
WPD 105 1x35+1x16/2x25+3x16 GY	1	1562170000
WPD 105 1x35+1x16/2x25+3x16 BL	1	2518540000
WPD 105 1x35+1x16/2x25+3x16 RD	1	2725310000
WPD 105 1x35+1x16/2x25+3x16 BK	1	2725410000

Type	Qty.	Order No.
WQB WPD X05/2	20	1561960000
WQB WPD X05/3	20	1561970000
WEW 35/2	100	1061200000
AEB 35 SC/1	50	1991920000
SDK PZ2 X 100	1	2749450000
SK WSD-S 1,5-10,0	1	9008850000

WPD 205

35 mm²


71.2 / 53.7 / 70	16 mm ²	16 mm ²	16 mm ²
125 / 35	25 mm ²	16 mm ²	35 mm ²
2.5...35			

IEC 60947-7-1 (Cu), UL 1059 (Cu+Al)

IEC	UL	CSA	EN 60079-7
1000	600	600	690
125	115	85	125
35	AWG 12...2	AWG 12...2	35
8 kV / 3			
III / V-0			

Rated connection

4...35 / 4...35
2.5...25 / 2.5...25
1.5...16 / 1.5...16
2.5...25
1.5...16
1.5...10
19 / M8
14 / M6
12 / M6

see appendix at the end of the chapter

Type	Qty.	Order No.
WPD 205 2x35/4x25+6x16 2xGY	1	1562180000
WPD 205 2x35/4x25+6x16 2xBL	1	2519470000
WPD 205 2x35/4x25+6x16 2xRD	1	2725320000
WPD 205 2x35/4x25+6x16 2xBK	1	2725420000

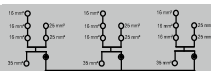
Type	Qty.	Order No.
WEW 35/2	100	1061200000
AEB 35 SC/1	50	1991920000
SDK PZ2 X 100	1	2749450000
SK WSD-S 1,5-10,0	1	9008850000

WPD 305

35 mm²



106.8 / 53.7 / 70
125 / 35
2.5...35



IEC 60947-7-1 (Cu), UL 1059 (Cu+Al)

IEC	UL	CSA	EN 60079-7
1000	600	600	690
125	115	85	125
35	AWG 12...2	AWG 12...2	35
8 kV / 3			
III / V-0			

Rated connection

4...35 / 4...35
2.5...25 / 2.5...25
1.5...16 / 1.5...16
2.5...25
1.5...16
1.5...10
19 / M8
14 / M6
12 / M6


see appendix at the end of the chapter



B

Type	Qty.	Order No.
WPD 305 3x35/6x25+9x16 3xGY	1	1562190000
WPD 305 3x35/6x25+9x16 3xBL	1	2521770000
WPD 305 3x35/6x25+9x16 3xRD	1	2725330000
WPD 305 3x35/6x25+9x16 3xBK	1	2725430000

Type	Qty.	Order No.
WEW 35/2	100	1061200000
AEB 35 SC/1	50	1991920000
SDK P22 X 100	1	2749450000
SK WSD-S 1,5-10,0	1	9008850000

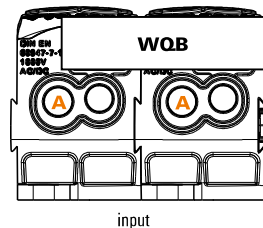
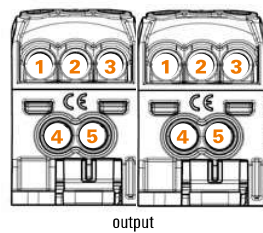


Power distribution
Screw connection

Conductor connection data according to IEC 60947-7-1 (Cu), UL 1059 (Cu+Al)

Input	connection point A			
	Copper		Aluminium*	
35 mm ²	3,5 Nm	3,5 Nm	11,3 Nm	11,3 Nm
25 mm ²				
16 mm ²				
10 mm ²				
6 mm ²				
4 mm ²				
2,5 mm ²				
Stripping lengths	19 mm			
Allen screw	M8			

* Values according to UL 1059



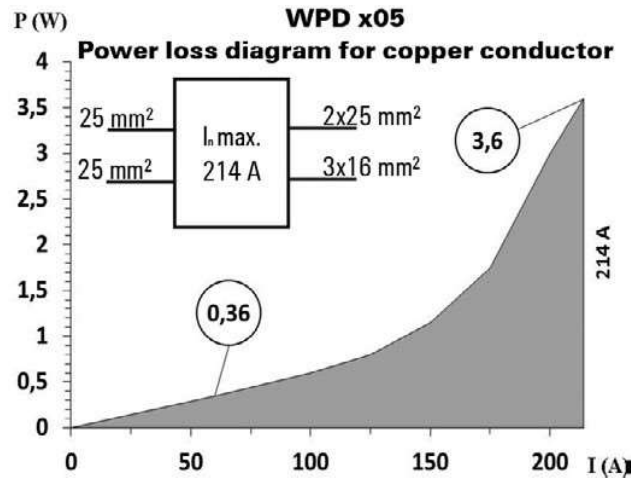
Output	connection point 1/2/3				connection point 4/5				connection point B			
	Copper		Aluminium*		Copper		Aluminium*		Copper		Aluminium*	
25 mm ²	2 Nm	2 Nm	5,1 Nm		2,5 Nm	2,5 Nm	5,1 Nm	5,1 Nm	2,5 Nm	2,5 Nm	5,1 Nm	
16 mm ²												
10 mm ²												
6 mm ²												
4 mm ²												
2,5 mm ²												
1,5 mm ²												
Stripping lengths	12 mm				14 mm				19 mm			
Allen screw	M6				M6				M6			

* Values according to UL 1059




B















- Stranded
- Solid
- Flexible with ferrule
- Sector shaped



UL Rating data according to UL 1059

Certificate no. (UR)		XCFR2.E60693			
connection point A					
Input (line)	Copper		Aluminium		
					
AWG 2	31 Lb In.	31 Lb In.	100 Lb In.	100 Lb In.	
AWG 4					
AWG 6					
AWG 8					
AWG 10					
AWG 12					
max. current	115 A	85 A	90 A	65 A	
Voltage size B,C (UR)	600 V				

output (load)	connection point 1/2/3				connection point 4/5				connection point B					
	Copper		Aluminium		Copper		Aluminium		Copper		Aluminium			
														
AWG 4	22.1 Lb In.	22.1 Lb In.	45.1 Lb In.	22.1 Lb In.	22.1 Lb In.	22.1 Lb In.	45.1 Lb In.	45.1 Lb In.	22.1 Lb In.	22.1 Lb In.	22.1 Lb In.	45.1 Lb In.		
AWG 6														
AWG 8														
AWG 10														
AWG 12														
AWG 14														
AWG 16														
max. current	65 A	50 A	50 A		85 A	65 A	65 A	50 A	65 A	50 A	50 A			
Voltage size B,C (UR)	600 V													

 Stranded
  Solid
  Flexible with ferrule
  Sector shaped

CSA-Bemessungsdaten nach CSA 22.2 Nr. 158

Certificate No. (CSA)		269832						
	Input		Output					
	CP* A	CP* 1/2/3	CP* 4/5	CP*B				
AWG 4	31 Lb In.	22.1 Lb In.	22.1 Lb In.	22.1 Lb In.				
AWG 4								
AWG 6								
AWG 8								
AWG 10								
AWG 12								
AWG 14								
AWG 16								
max. current	115 A	85 A	85 A	85 A				
Voltage size C (CSA)	600 V							

* CP - connection point

B

