

EPAK-VMR-1PH-300-24V

Weidmüller Interface GmbH & Co. KG

Klingenbergstraße 26

D-32758 Detmold

Germany

www.weidmueller.com



The analogue converters of the EPAK series are characterised by their compact design. The wide range of functions available with this series of analogue converters make them suitable for applications which do not require international approvals.

Properties:

- Safe isolation, conversion and monitoring of your analogue signals
- Configuration of the input and output parameters directly on the device via DIP switches
- No international approvals
- High interference resistance

General ordering data

Order No.	7760054244
Type	EPAK-VMR-1PH-300-24V
GTIN (EAN)	6944 169733765
Qty.	1 Stück

EPAK-VMR-1PH-300-24V

Weidmüller Interface GmbH & Co. KG
 Klingenbergstraße 26
 D-32758 Detmold
 Germany

www.weidmueller.com

Technische Daten

Dimensions and weights

Depth	89 mm	Depth (inches)	3.504 inch
Width	17.5 mm	Width (inches)	0.689 inch
Length	100 mm	Length (inches)	3.937 inch
Net weight	80 g		

Temperatures

Storage temperature	-40 °C...85 °C	Operating temperature	-20 °C...60 °C
Operating temperature, min.	-20 °C	Operating temperature, max.	60 °C

Input

Input frequency	40...60 Hz	Input resistance, voltage	1 MΩ±5%
Input signal	DC, AC (sine)	Input voltage	U ₁ : 30 … 300 VAC/ DC, U ₂ : 6 … 60 VAC/ DC

Output (digital)

Alarm function	Surge voltage, Undervoltage, Alarm range: 10%...100% *I _N , Hysteresis: 5% U _N (fixed), Alarm delay: 0...10 s	Max. switching voltage, AC	250 V
Max. switching voltage, DC	30 V	Rated switching current	3 A
Type	Relay, 1 CO contact		

General data

Accuracy	Setting tolerance: 5% of U _N , Transmission tolerance: 5% of U _N	Configuration	DIP switch and potentiometer
Galvanic isolation	between input/output/supply/relay	Power consumption	<60 mA @24 VDC, <9 mA @230 VAC
Repeat accuracy	2 % *U _{rated voltage}	Step response time	≤ 200 ms (10...90%)
Temperature coefficient	≤ 250 ppm/K of final value	Voltage supply	18...30 VDC

Insulation coordination

EMC standards	IEC 61000-6-2, IEC 61000-6-4, EN 61326	Galvanic isolation	between input/output/supply/relay
Impulse withstand voltage	4 kV (1.2/50 μs)	Insulation voltage	2.2 kVAC, 1 min, 50 Hz
Pollution severity	2	Rated voltage	300 V AC _{rms}
Surge voltage category	III		

Connection data

Type of connection	Screw connection	Tightening torque, min.	0.4 Nm
Tightening torque, max.	0.6 Nm	Clamping range, rated connection	2 mm ²
Clamping range, min.	0.5 mm ²	Clamping range, max.	2 mm ²
Wire connection cross section AWG, min.	AWG 30	Wire connection cross section AWG, max.	AWG 14

Erstellungs-Datum June 1, 2023 10:51:29 AM CEST

EPAK-VMR-1PH-300-24V

Weidmüller Interface GmbH & Co. KG
 Klingenbergstraße 26
 D-32758 Detmold
 Germany

www.weidmueller.com

Technische Daten

Classifications

ETIM 6.0	EC002654	ETIM 7.0	EC002654
ETIM 8.0	EC002654	ECLASS 9.0	27-21-01-22
ECLASS 9.1	27-21-01-22	ECLASS 10.0	27-21-01-22
ECLASS 11.0	27-21-01-22	ECLASS 12.0	27-21-01-22

Environmental Product Compliance

REACH SVHC	Lead 7439-92-1
SCIP	6a722fc5-2d22-41b4-9544-5b95e45a4b77

Approvals

Approvals



ROHS	Conform
------	---------

Downloads

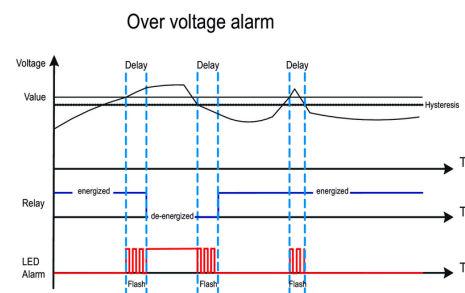
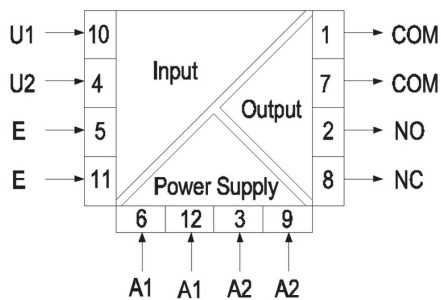
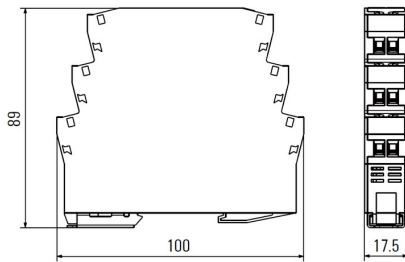
Approval/Certificate/Document of Conformity	Declaration of Conformity
Engineering Data	CAD data – STEP
User Documentation	Instruction sheet
Catalogues	Catalogues in PDF-format

EPAK-VMR-1PH-300-24V

Weidmüller Interface GmbH & Co. KG
 Klingenbergstraße 26
 D-32758 Detmold
 Germany

www.weidmueller.com

Zeichnungen



Under voltage alarm

