

DRI424110L

Weidmüller Interface GmbH & Co. KG
 Klingenbergstraße 26
 D-32758 Detmold
 Germany

www.weidmueller.com

Product image



Similar to illustration

Individual relays within the D-SERIES DRI

- 2 CO contact
- AC coils
- With integrated status LED

General ordering data

Version	D-SERIES DRI, Relay, Number of contacts: 2, CO contact AgSnO, Rated control voltage: 110 V DC, Continuous current: 5 A, Flat blade connections (2.5 mm x 0.5 mm), Test button available: No
Order No.	7760056331
Type	DRI424110L
GTIN (EAN)	6944169739781
Qty.	20 Stück

Erstellungs-Datum June 1, 2023 11:14:02 AM CEST

Katalogstand 26.05.2023 / Technische Änderungen vorbehalten

DRI424110L

Weidmüller Interface GmbH & Co. KG

Klingenbergstraße 26

D-32758 Detmold

Germany

www.weidmueller.com

Technische Daten

Dimensions and weights

Depth	28 mm	Depth (inches)	1.102 inch
Height	31 mm	Height (inches)	1.22 inch
Width	13 mm	Width (inches)	0.512 inch
Net weight	19 g		

Temperatures

Storage temperature	-40 °C...85 °C	Operating temperature	-40 °C...55 °C
Operating temperature, min.	-40 °C	Operating temperature, max.	55 °C
Humidity	35...85 % rel. humidity, no condensation		

Rated data UL

Certificate No. (cURus)	E312083
-------------------------	---------

Control side

Rated control voltage	110 V DC	Rated current DC	4,8 mA
Power rating	530 mW	Pull-in/drop-out voltage, typ.	82.5 V / 16.5 V DC
Coil resistance	22800 Ω ± 10 %	Coil tolerance	10 %
Status indicator	Green LED		

Load side

Rated switching voltage	250 V AC	Continuous current	5 A
Max. switching frequency at rated load	0.1 Hz	Max. switching voltage, DC	250 V
AC switching capacity (resistive), max.	1250 VA	DC switching capacity (resistive), max.	150 W @ 24 V
Switch-on delay	≤ 15 ms	Switch-off delay	≤ 10 ms
Contact type	2 CO contact (AgSnO)	Mechanical service life	10 x 10 ⁶ switching cycles
Min. switching power	10 mA @ 24 V, 10 mA @ 12 V, 100 mA @ 5 V		

General data

Test button available	No	
Mechanical switch position indicator	No	
Colour	Transparent	
UL94 flammability rating component	Component	Relay cover
	UL94 flammability rating	V-2
	Component	Relay baseplate
	UL94 flammability rating	V-0

Insulation coordination

Rated voltage	300 V	Pollution severity	2
Surge voltage category	III	Insulating material group	IIIa
Clearance and creepage distances for control side - load side	≥ 4 mm	Dielectric strength for control side - load side	5 kV _{eff} / 1 min
Dielectric strength of neighbouring contacts	1.5 kV _{eff} / 1 min.	Dielectric strength of open contact	1 kV _{eff} / 1 min
Impulse withstand voltage	5 kV (1.2/50 μs)	Protection degree	IP20

DRI424110L

Weidmüller Interface GmbH & Co. KG
 Klingenbergstraße 26
 D-32758 Detmold
 Germany

www.weidmueller.com

Technische Daten

Further details of approvals / standards

Certificate No. (cURus) E312083

Connection data

Wire connection method Flat blade connections
 (2.5 mm x 0.5 mm)

Classifications

ETIM 6.0	EC001437	ETIM 7.0	EC001437
ETIM 8.0	EC001437	ECLASS 9.0	27-37-16-01
ECLASS 9.1	27-37-16-01	ECLASS 10.0	27-37-16-01
ECLASS 11.0	27-37-16-01	ECLASS 12.0	27-37-16-01

Environmental Product Compliance

REACH SVHC Lead 7439-92-1

Approvals

Approvals



ROHS Conform
 UL File Number Search UL Website
 Certificate No. (cURus) E312083

Downloads

Approval/Certificate/Document of Conformity [EU Konformitätserklärung / EU Declaration of Conformity](#)
 Engineering Data [CAD data – STEP](#)
 Engineering Data [WSCAD, EPLAN](#)
 Catalogues [Catalogues in PDF-format](#)

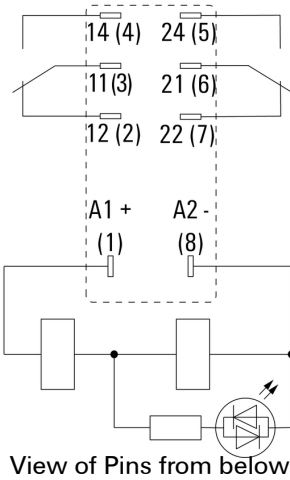
DRI424110L

Weidmüller Interface GmbH & Co. KG
 Klingenbergstraße 26
 D-32758 Detmold
 Germany

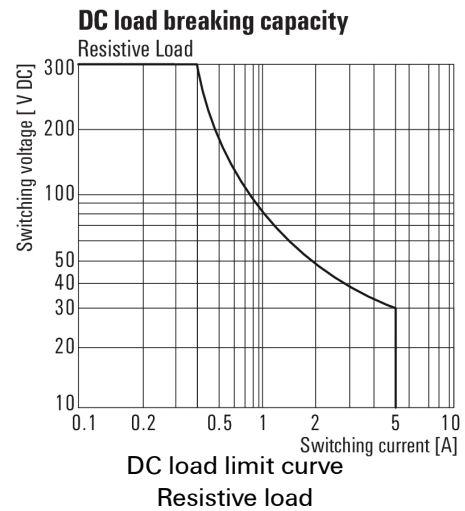
www.weidmueller.com

Zeichnungen

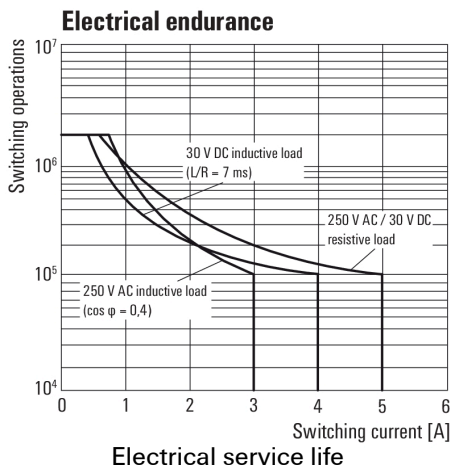
Wiring diagram



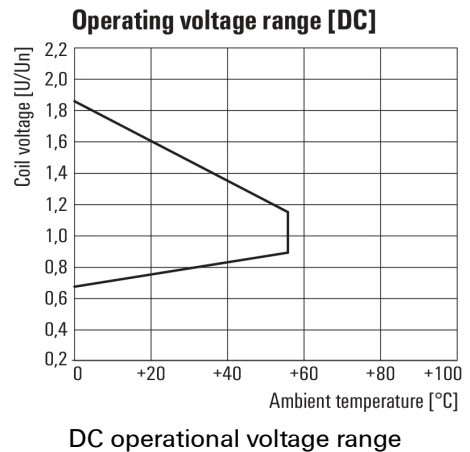
Graph



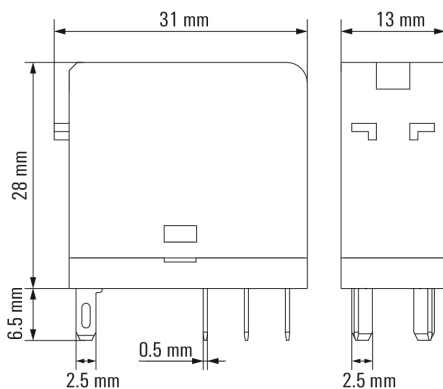
Graph



Graph



Dimensional drawing



DRI424110L

Weidmüller Interface GmbH & Co. KG
 Klingenbergstraße 26
 D-32758 Detmold
 Germany

www.weidmueller.com

Zeichnungen

Miscellaneous



Type codes