


MCZ CFC 0-20MA

Weidmüller Interface GmbH & Co. KG
 Klingenbergstraße 26
 D-32758 Detmold
 Germany

www.weidmueller.com

Product image



MCZ: The smallest solution

- The smallest analogue signal converter in terminal block format on the market
- Space-saving conversion of analogue signals in the control cabinet thanks to the slim, 6 mm wide module width
- Simple wiring with plug-in cross-connectors

General ordering data

Version	DC/f transformer, Input : 0-20 mA, Output frequency: 0...1/ 4/ 8/ 16 kHz
Order No.	8461480000
Type	MCZ CFC 0-20MA
GTIN (EAN)	4032248037780
Qty.	10 Stück

Erstellungs-Datum June 1, 2023 11:39:18 AM CEST

Katalogstand 26.05.2023 / Technische Änderungen vorbehalten

MCZ CFC 0-20MA

Weidmüller Interface GmbH & Co. KG

Klingenbergstraße 26

D-32758 Detmold

Germany

www.weidmueller.com

Technische Daten

Dimensions and weights

Depth	63.2 mm	Depth (inches)	2.488 inch
Width	6 mm	Width (inches)	0.236 inch
Length	91 mm	Length (inches)	3.583 inch
Net weight	28.3 g		

Temperatures

Storage temperature	-20 °C...85 °C	Operating temperature	0 °C...50 °C
Operating temperature, min.	0 °C	Operating temperature, max.	50 °C

Probability of failure

SIL in compliance with IEC 61508	None
----------------------------------	------

Input

Input current	0...20 mA	Input resistance, current	50 Ω
Number of inputs	1	Voltage drop	1 V at 20 mA

Output

Load impedance current	≤ 600 Ω	Number of outputs	1
Output current	max. 20 mA	Output frequency	0...1/ 4/ 8/ 16 kHz
Output level	PNP, Ub-0.7 V		

General data

Accuracy	0.2 % v. FSR	Configuration	DIP switch
Current consumption	14 mA without load	Current-carrying capacity of cross-connect.	≤ 20 A
Galvanic isolation	between input/output/supply	Input/Output	DC/ f
Long-term drift	0	Rail	TS 35
Temperature coefficient	≤ 250 ppm/K	Voltage supply	24 V DC ± 10 %

Insulation coordination

Clearance and creepage distances	≥ 1.5 mm	EMC standards	EN 55011, EN 61000-6
Galvanic isolation	between input/output/supply	Impulse withstand voltage	1.5 kV
Insulation voltage	1 kV DC	Insulation voltage input or output/rail	4 kV _{eff} / 1 min.
Pollution severity	2	Rated voltage	100 V
Surge voltage category	III	Test voltage	300 v

MCZ CFC 0-20MA

Weidmüller Interface GmbH & Co. KG
 Klingenbergstraße 26
 D-32758 Detmold
 Germany

www.weidmueller.com

Technische Daten

Connection data

Type of connection	Tension-clamp connection	Clamping range, rated connection	1.5 mm ²
Clamping range, min.	0.5 mm ²	Clamping range, max.	1.5 mm ²
Wire connection cross section AWG, min.	AWG 26	Wire connection cross section AWG, max.	AWG 16
Wire cross-section, solid, min.	0.5 mm ²	Wire cross-section, solid, max.	1.5 mm ²
Wire cross-section, solid, min. (AWG)	AWG 26	Wire cross-section, solid, max. (AWG)	AWG 16
Wire connection cross section, finely stranded, min.	0.5 mm ²	Wire connection cross section, finely stranded, max.	1.5 mm ²
Wire cross-section, finely stranded, min. (AWG)	AWG 26	Wire cross-section, finely stranded, max. (AWG)	AWG 16
Wire connection cross-section, finely stranded with wire-end ferrules DIN 46228/4, min.	0.5 mm ²	Wire connection cross-section, finely stranded with wire-end ferrules DIN 46228/4, max.	1.5 mm ²
Conductor cross-section, flexible, AEH (DIN 46228-1), min.	0.5 mm ²	Conductor cross-section, flexible, AEH (DIN 46228-1), max.	1.5 mm ²

Classifications

ETIM 6.0	EC002918	ETIM 7.0	EC002918
ETIM 8.0	EC002918	ECLASS 9.0	27-21-01-28
ECLASS 9.1	27-21-01-28	ECLASS 10.0	27-21-01-28
ECLASS 11.0	27-21-01-28	ECLASS 12.0	27-21-01-28

MCZ CFC 0-20MA

Weidmüller Interface GmbH & Co. KG
 Klingenbergstraße 26
 D-32758 Detmold
 Germany

www.weidmueller.com

Technische Daten

Tender specification sheets

Long specification

Short specification

DC/f converter for converting a 0...20 mA standard signal to 0...1/4/ 8/ 16 kHz, configured with DIP switches
DC/f converter in 6 mm width with external power supply for transmitting and converting a 0...20 mA standard signal into a proportional 0...1/ 4/ 8/ 16 kHz rectangular-form frequency.
The input and output circuits are electrically isolated.

Add-on housing for TS35 rail mounting
Dimensions: L/W/H 91/6/ 63.2 mm
Tension-clamp connection / Nominal cross-section 1.5 mm²
Protection degree: IP 20
Input 0...20 mA
Output 0...1 kHz/ 4 kHz/ 8 kHz/ 16 kHz

PNP: UB - 0.7V / max. 20 mA
Transmission error < 0,2 % v. E.
Temperature coefficient < 250 ppm K
Auxiliary power 24 V DC +/- 10 %
Ambient temperature range 0°C...+50 °C
Isolation 1.5 kV
Rated voltage 100 V
Overvoltage category III
pollution degree 2

Type VFC 0-20MA

MCZ

DC/f converter for converting a 0...20 mA standard signal to 0...1/ 4/ 8/ 16 kHz, configured with DIP switches
DC/f converter in 6 mm width with external power supply, for transmitting and converting a 0...20 mA standard signal into a proportional 0...1/ 4/ 8/ 16 kHz rectangular frequency.
The input and output circuits are electrically isolated.>

MCZ CFC 0-20MA

Weidmüller Interface GmbH & Co. KG
Klingenbergstraße 26
D-32758 Detmold
Germany

www.weidmueller.com

Technische Daten

Environmental Product Compliance

REACH SVHC	Lead 7439-92-1
SCIP	c2a21576-d875-4548-ae68-5e7f85ddf0c7

Approvals

Approvals



ROHS	Conform
------	---------

Downloads

Approval/Certificate/Document of Conformity	Declaration of Conformity
Engineering Data	CAD data – STEP
Engineering Data	WSCAD, EPLAN
User Documentation	Instruction sheet
Catalogues	Catalogues in PDF-format
Brochures	

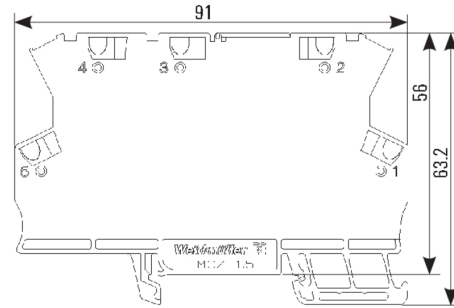
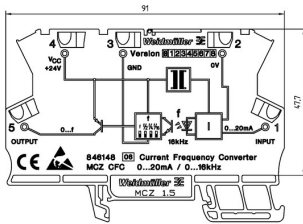
MCZ CFC 0-20MA

Weidmüller Interface GmbH & Co. KG
Klingenbergstraße 26
D-32758 Detmold
Germany

Zeichnungen

www.weidmueller.com

Connection diagram



dimensions