

## RCM370012

**Weidmüller Interface GmbH & Co. KG**

Klingenbergstraße 26

D-32758 Detmold

Germany

www.weidmueller.com

### Product image



Similar to illustration

Individual relays within the RIDERSERIES RCM

- 3 CO contacts
- Optional AC or DC coils
- With test button

### General ordering data

Version	RIDERSERIES RCM, Relay, Number of contacts: 3, CO contact AgNi, Rated control voltage: 12 V DC, Continuous current: 10 A, Plug-in connection, Test button available: Yes
Order No.	<a href="#">8690020000</a>
Type	RCM370012
GTIN (EAN)	4032248360697
Qty.	10 Stück

Erstellungs-Datum June 1, 2023 11:49:16 AM CEST

Katalogstand 26.05.2023 / Technische Änderungen vorbehalten

## RCM370012

**Weidmüller Interface GmbH & Co. KG**

Klingenbergstraße 26

D-32758 Detmold

Germany

www.weidmueller.com

## Technische Daten

### Dimensions and weights

Depth	29 mm	Depth (inches)	1.142 inch
Height	28 mm	Height (inches)	1.102 inch
Width	22.5 mm	Width (inches)	0.886 inch
Net weight	30.3 g		

### Temperatures

Storage temperature	-40 °C...85 °C	Operating temperature	-40 °C...70 °C
Operating temperature, min.	-40 °C	Operating temperature, max.	70 °C
Humidity	40 °C / 93 % rel. humidity, no condensation		

### Rated data UL

Certificate No. (cURus)	E522350
-------------------------	---------

### Control side

Rated control voltage	12 V DC	Rated current DC	62.5 mA
Power rating	750 mW	Pull-in/drop-out voltage, typ.	9 V / 1.2 V DC
Coil resistance	192 Ω ± 10 %	Coil tolerance	10 %
Status indicator	No		

### Load side

Rated switching voltage	240 V AC	Continuous current	10 A
Max. switching frequency at rated load	0.1 Hz	Inrush current	20 A / 20 ms
AC switching capacity (resistive), max.	2500 VA	DC switching capacity (resistive), max.	240 W @ 24 V
Switch-on delay	≤ 15 ms	Switch-off delay	≤ 10 ms
Contact type	3 CO contact (AgNi)	Mechanical service life	AC coil 20 x 10 <sup>6</sup> switching cycles, DC coil 30 x 10 <sup>6</sup> switching cycles
Min. switching power	1 mA @ 24 V, 10 mA @ 12 V, 100 mA @ 5 V		

### General data

Test button available	Yes	Version of test button	Lockable test button, Momentary test button
Mechanical switch position indicator	Yes	Colour	Transparent
UL 94 flammability rating	V-2		

### Insulation coordination

Rated voltage	250 V	Pollution severity	2
Surge voltage category	III	Insulating material group	IIIa
Clearance and creepage distances for control side - load side	≥ 4 mm	Dielectric strength for control side - load side	2.5 kV <sub>eff</sub> / 1 Min.
Dielectric strength of neighbouring contacts	2.5 kV <sub>eff</sub> / 1 Min.	Dielectric strength of open contact	1.2 kV <sub>eff</sub> / 1 min.
Impulse withstand voltage	5 kV (1.2/50 μs)	Protection degree	IP20

**RCM370012**

**Weidmüller Interface GmbH & Co. KG**  
 Klingenbergstraße 26  
 D-32758 Detmold  
 Germany

www.weidmueller.com

## Technische Daten

### Further details of approvals / standards

Certificate No. (CSA)	249409-2426937	Certificate No. (VDE)	40011762
Certificate No. (cURus)	E522350		

### Connection data

Wire connection method	Plug-in connection
------------------------	--------------------

### Classifications

ETIM 6.0	EC001437	ETIM 7.0	EC001437
ETIM 8.0	EC001437	ECLASS 9.0	27-37-16-01
ECLASS 9.1	27-37-16-01	ECLASS 10.0	27-37-16-01
ECLASS 11.0	27-37-16-01	ECLASS 12.0	27-37-16-01

### Approvals

Approvals



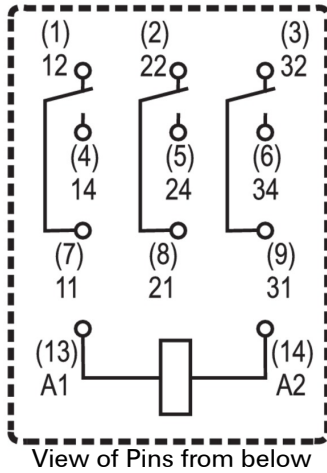
ROHS	Conform
UL File Number Search	UL Website
Certificate No. (cURus)	E522350

### Downloads

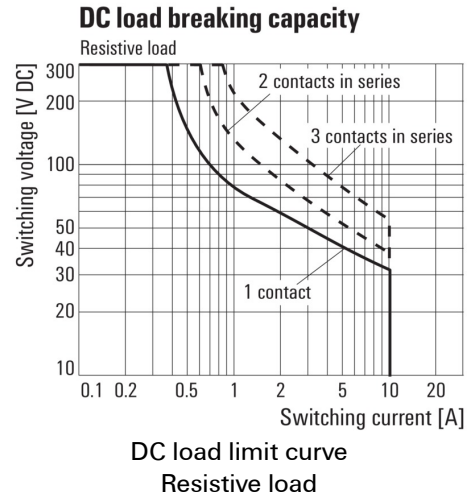
Approval/Certificate/Document of Conformity	<a href="#">EU Konformitätserklärung / EU Declaration of Conformity</a>
Engineering Data	<a href="#">CAD data – STEP</a>
Engineering Data	<a href="#">WSCAD, EPLAN</a>
Catalogues	<a href="#">Catalogues in PDF-format</a>
Brochures	

Zeichnungen

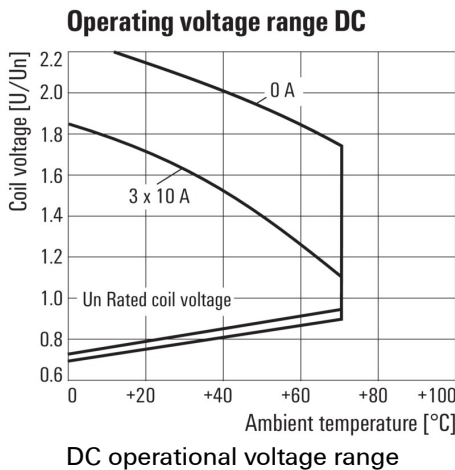
Wiring diagram



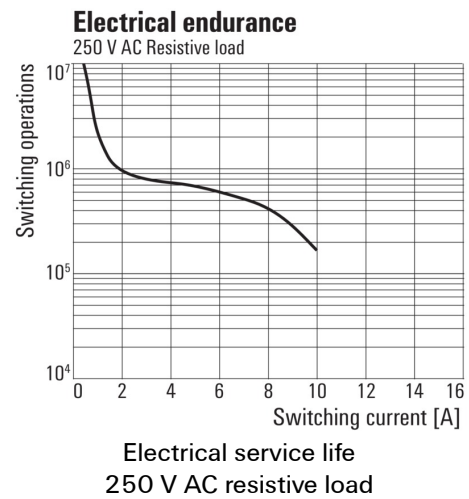
Graph



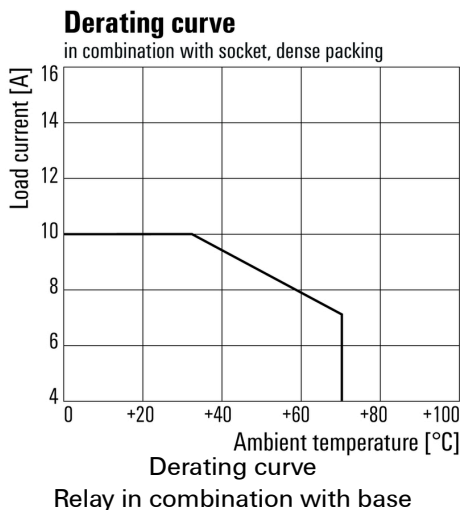
Graph



Graph



Graph



Dimensional drawing

