

**RCL314024****Weidmüller Interface GmbH & Co. KG**

Klingenbergstraße 26

D-32758 Detmold

Germany

www.weidmueller.com



Similar to illustration

Individual relays for TERMSERIES

- Electromechanical relays
- Different contact materials

**General ordering data**

Version	TERMSERIES, Relay, Number of contacts: 1, CO contact AgNi, Rated control voltage: 24 V DC, Continuous current: 16 A, Plug-in connection, Test button available: No
Order No.	<a href="#">8693260000</a>
Type	RCL314024
GTIN (EAN)	4032248364718
Qty.	20 pc(s).

Creation date February 16, 2023 12:40:14 PM CET

Catalogue status 03.02.2023 / We reserve the right to make technical changes.

**RCL314024****Weidmüller Interface GmbH & Co. KG**

Klingenbergstraße 26

D-32758 Detmold

Germany

www.weidmueller.com

**Technical data****Dimensions and weights**

Depth	15.7 mm	Depth (inches)	0.618 inch
Height	29 mm	Height (inches)	1.142 inch
Width	12.7 mm	Width (inches)	0.5 inch
Net weight	13.62 g		

**Temperatures**

Storage temperature	-40 °C...85 °C	Operating temperature	-40 °C...70 °C
Operating temperature, min.	-40 °C	Operating temperature, max.	70 °C
Humidity	40 °C / 93 % rel. humidity, no condensation		

**Rated data UL**

Certificate No. (cURus)	E522350
-------------------------	---------

**Control side**

Rated control voltage	24 V DC	Rated current DC	16.7 mA
Power rating	400 mW	Pull-in/drop-out voltage, typ.	16.8 V / 2.4 V DC
Coil resistance	1440 Ω ± 10 %	Coil tolerance	10 %
Status indicator	No		

**Load side**

Rated switching voltage	250 V AC	Continuous current	16 A
Max. switching frequency at rated load	0.1 Hz	Inrush current	30 A / 4 s
AC switching capacity (resistive), max.	4000 VA	DC switching capacity (resistive), max.	384 W @ 24 V
Switch-on delay	≤ 8 ms	Switch-off delay	≤ 6 ms
Contact type	1 CO contact (AgNi)	Mechanical service life	AC coil 10 x 10 <sup>6</sup> switching cycles, DC coil 30 x 10 <sup>6</sup> switching cycles
Min. switching power	1 mA @ 24 V, 10 mA @ 12 V, 100 mA @ 5 V		

**General data**

Test button available	No	Mechanical switch position indicator	No
Colour	Transparent	UL 94 flammability rating	V-2

**Insulation coordination**

Rated voltage	400 V	Pollution severity	2
Surge voltage category	III	Insulating material group	IIIa
Clearance and creepage distances for control side - load side	≥ 10 mm	Dielectric strength for control side - load side	1.2 kV <sub>eff</sub> / 5 s
Dielectric strength of open contact	1 kV <sub>eff</sub> / 1 min	Protection degree	IP20

**Further details of approvals / standards**

Certificate No. (CSA)	249409-2426937	Certificate No. (VDE)	40020589
Certificate No. (cURus)	E522350		

**RCL314024****Weidmüller Interface GmbH & Co. KG**

Klingenbergstraße 26

D-32758 Detmold

Germany

www.weidmueller.com

**Technical data****Connection data**

Wire connection method	Plug-in connection	Pitch in mm (P)	5 mm
------------------------	--------------------	-----------------	------

**Classifications**

ETIM 6.0	EC001437	ETIM 7.0	EC001437
ETIM 8.0	EC001437	ECLASS 9.0	27-37-16-01
ECLASS 9.1	27-37-16-01	ECLASS 10.0	27-37-16-01
ECLASS 11.0	27-37-16-01	ECLASS 12.0	27-37-16-01

**Environmental Product Compliance**

REACH SVHC	4,4'-isopropylidenediphenol 80-05-7
SCIP	ba21cda2-7456-4814-96b7-d4f8c0216848

**Approvals**

Approvals



ROHS	Conform
UL File Number Search	UL Website
Certificate No. (cURus)	E522350

**Downloads**

Engineering Data	<a href="#">CAD data – STEP</a>
Engineering Data	<a href="#">WSCAD</a>
Catalogues	<a href="#">Catalogues in PDF-format</a>

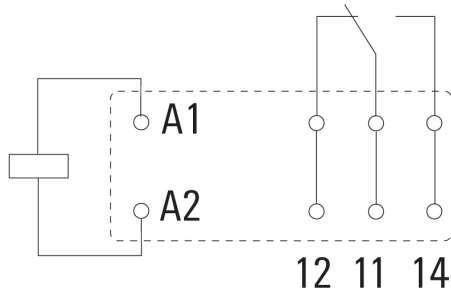
RCL314024

Weidmüller Interface GmbH & Co. KG  
 Klingenbergstraße 26  
 D-32758 Detmold  
 Germany

www.weidmueller.com

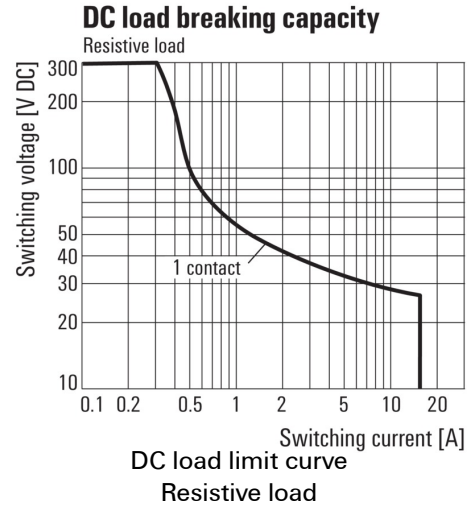
Drawings

Wiring diagram

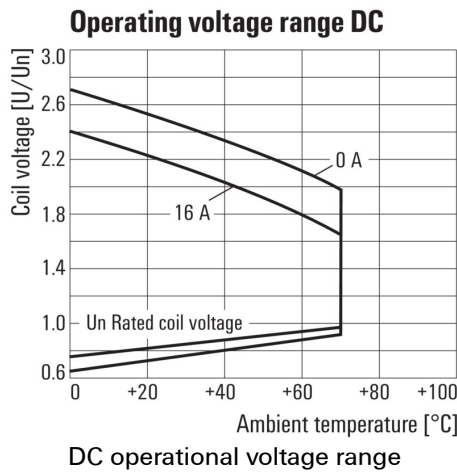


View of Pins from below

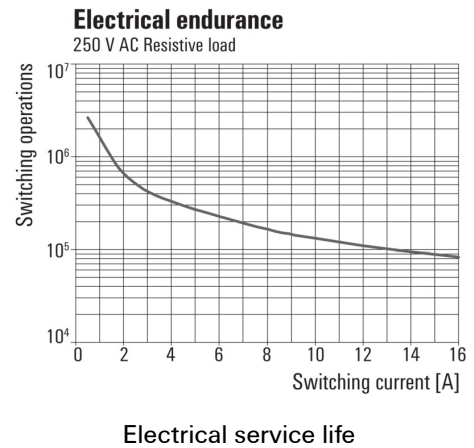
Graph



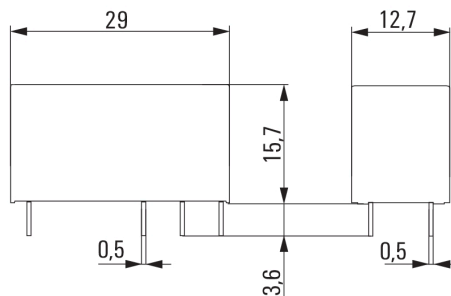
Graph



Graph



Dimensional drawing



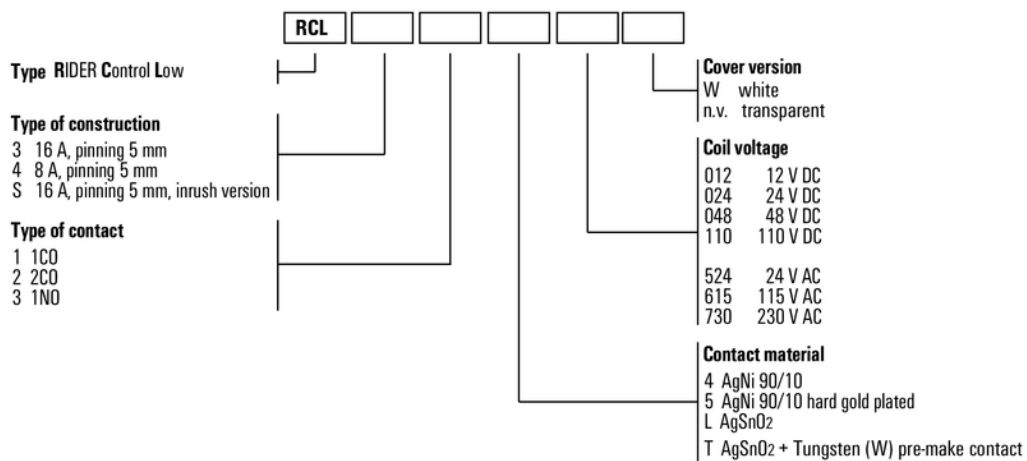
**RCL314024**

**Weidmüller Interface GmbH & Co. KG**  
 Klingenbergstraße 26  
 D-32758 Detmold  
 Germany

www.weidmueller.com

**Drawings**

**Miscellaneous**



Type codes