

RCI484012

Weidmüller Interfaces GmbH & Co. KG

Postfach 3030

32760 Detmold

Tel. +49 5231 14-0

Fax. +49 5231 14-2083

info@weidmueller.com

www.weidmueller.com

Product image



Similar to illustration

Individual relays within the RIDERSERIES RCI

- 2 CO contacts
- Optional AC or DC coils
- With test button

General ordering data

Version	RIDERSERIES RCI, Relay, Number of contacts: 2, CO contact AgNi, Rated control voltage: 12 V DC, Continuous current: 8 A, Plug-in connection, Test button available: Yes
Order No.	8870020000
Type	RCI484012
GTIN (EAN)	4032248613380
Qty.	10 Stück
Delivery status	This article will no longer be available in the future.
Available until	2024-10-31
Alternative product	7760056339

RCI484012

Weidmüller Interfaces GmbH & Co. KG

Postfach 3030

32760 Detmold

Tel. +49 5231 14-0

Fax. +49 5231 14-2083

info@weidmueller.com

www.weidmueller.com

Technische Daten

Dimensions and weights

Depth	26.7 mm	Depth (inches)	1.051 inch
Height	29 mm	Height (inches)	1.142 inch
Width	13 mm	Width (inches)	0.512 inch
Net weight	16.8 g		

Temperatures

Storage temperature	-40 °C...85 °C	Operating temperature	-40 °C...70 °C
Operating temperature, min.	-40 °C	Operating temperature, max.	70 °C
Humidity	40 °C / 93 % rel. humidity, no condensation		

Rated data UL

Certificate No. (cURus)	E522350
-------------------------	---------

Control side

Rated control voltage	12 V DC	Rated current DC	33.3 mA
Power rating	400 mW	Pull-in/drop-out voltage, typ.	8.4 V / 1.2 V DC
Coil resistance	360 Ω ± 10 %	Coil tolerance	10 %
Status indicator	No		

Load side

Rated switching voltage	240 V AC	Continuous current	8 A
Max. switching frequency at rated load	0.1 Hz	Inrush current	15 A / 4 s
AC switching capacity (resistive), max.	2000 VA	DC switching capacity (resistive), max.	192 W @ 24 V
Switch-on delay	≤ 10 ms	Switch-off delay	≤ 6 ms
Contact type	2 CO contact (AgNi)	Mechanical service life	AC coil 5 x 10 ⁶ switching cycles, DC coil 10 x 10 ⁶ switching cycles
Min. switching power	1 mA @ 24 V, 10 mA @ 12 V, 100 mA @ 5 V		

General data

Test button available	Yes	Version of test button	lockable, just when removing the detend lock, Momentary test button
Mechanical switch position indicator	Yes	Colour	Transparent
UL 94 flammability rating	V-2		

Insulation coordination

Rated voltage	250 V	Pollution severity	2
Surge voltage category	III	Insulating material group	IIIa
Clearance and creepage distances for control side - load side	≥ 8 mm	Dielectric strength for control side - load side	5 kV _{eff} / 1 min
Dielectric strength of neighbouring contacts	2.5 kV _{eff} / 1 Min.	Dielectric strength of open contact	1 kV _{eff} / 1 min
Impulse withstand voltage	5 kV (1.2/50 μs)		

RCI484012

Weidmüller Interfaces GmbH & Co. KG

Postfach 3030

32760 Detmold

Tel. +49 5231 14-0

Fax. +49 5231 14-2083

info@weidmueller.com

www.weidmueller.com

Technische Daten

Further details of approvals / standards

Certificate No. (CSA)	249409-2426937	Certificate No. (VDE)	10018043
Certificate No. (cURus)	E522350		

Connection data

Wire connection method	Plug-in connection	Pitch in mm (P)	5 mm
------------------------	--------------------	-----------------	------

Classifications

ETIM 6.0	EC001437	ETIM 7.0	EC001437
ETIM 8.0	EC001437	ECLASS 9.0	27-37-16-01
ECLASS 9.1	27-37-16-01	ECLASS 10.0	27-37-16-01
ECLASS 11.0	27-37-16-01	ECLASS 12.0	27-37-16-01

Approvals

Approvals



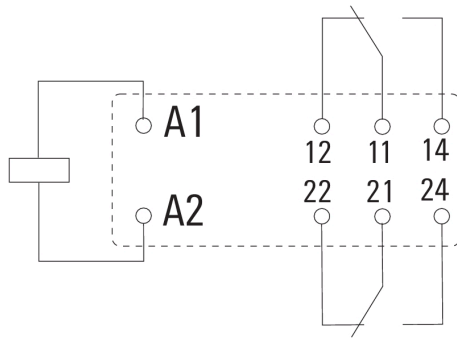
ROHS	Conform
UL File Number Search	UL Website
Certificate No. (cURus)	E522350

Downloads

Approval/Certificate/Document of Conformity	EU Konformitätserklärung / EU Declaration of Conformity
Engineering Data	CAD data – STEP
Engineering Data	WSCAD, EPLAN
Product Change Notification	20220511 Product consolidation RIDERSERIES RCI relays 20220511 Produktkonsolidierung RIDERSERIES RCI Relais
Catalogues	Catalogues in PDF-format
Brochures	

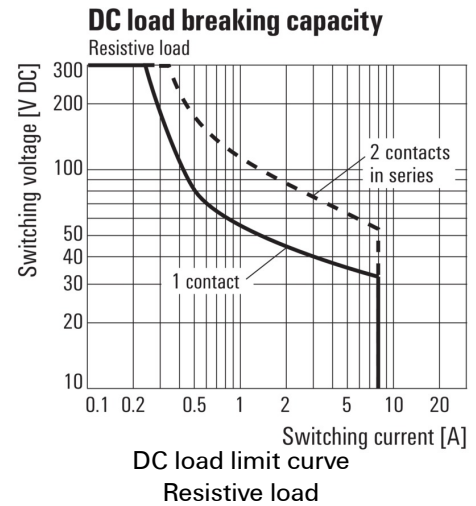
Zeichnungen

Wiring diagram

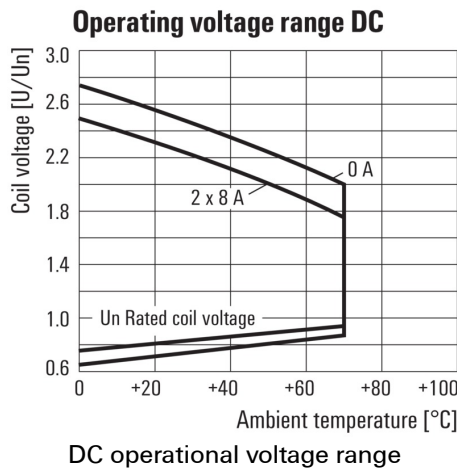


View of Pins from below

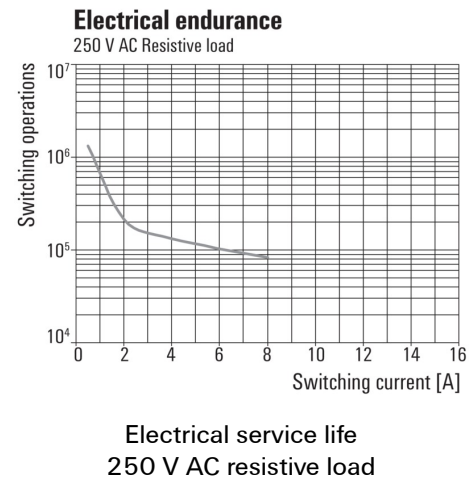
Graph



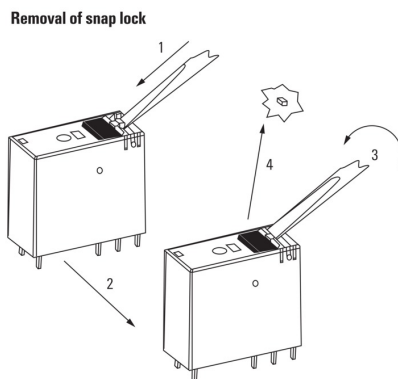
Graph



Graph

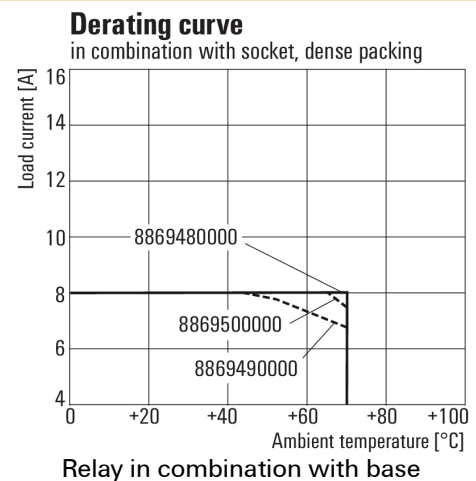


Dimensional drawing



Derating curve
Relay in combination with base

Derating curve



RCI484012

Weidmüller Interfaces GmbH & Co. KG

Postfach 3030

32760 Detmold

Tel. +49 5231 14-0

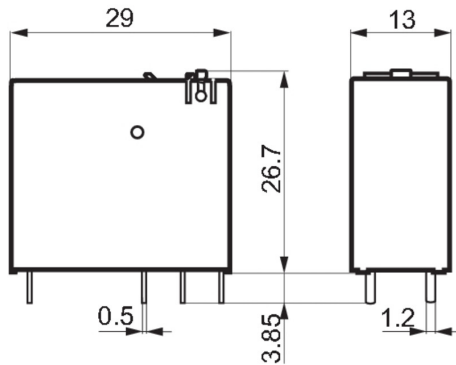
Fax. +49 5231 14-2083

info@weidmueller.com

www.weidmueller.com

Zeichnungen

Dimensional drawing



Miscellaneous

		RCI				
Type	RIDER Control Industrial					
Type of construction	3 16 A pinning 5 mm					
	4 8 A, pinning 5mm					
Type of contact	1 1 CO without push button					
	2 2 CO without push button					
	7 1 CO with push button					
	8 2 CO with push button					
Contact material	4 AgNi 90/10					
						Coil voltage
						012 12 V DC
						024 24 V DC
						048 48 V DC
						110 110 V DC
						AB2 12 V DC + LED + diode
						AC4 24 V DC + LED + diode
						AE8 48 V DC + LED + diode
						BB0 110 V DC + LED + diode
						524 24 V AC
						615 115 V AC
						730 230 V AC
						R24 24 V AC + LED
						S15 115 V AC + LED
						T30 230 V AC + LED

Type codes

Erstellungs-Datum June 1, 2023 12:15:33 PM CEST

Katalogstand 26.05.2023 / Technische Änderungen vorbehalten