

**RCI484024**

**Weidmüller Interfaces GmbH & Co. KG**

Postfach 3030

32760 Detmold

Tel. +49 5231 14-0

Fax. +49 5231 14-2083

info@weidmueller.com

www.weidmueller.com

**Product image**



Similar to illustration

Individual relays within the RIDERSERIES RCI

- 2 CO contacts
- Optional AC or DC coils
- With test button

**General ordering data**

Version	RIDERSERIES RCI, Relay, Number of contacts: 2, CO contact AgNi, Rated control voltage: 24 V DC, Continuous current: 8 A, Plug-in connection, Test button available: Yes
Order No.	<a href="#">8870030000</a>
Type	RCI484024
GTIN (EAN)	4032248613397
Qty.	10 Stück
Delivery status	<b>This article will no longer be available in the future.</b>
Available until	2024-10-31
Alternative product	<a href="#">7760056340</a>

**RCI484024**

**Weidmüller Interfaces GmbH & Co. KG**

Postfach 3030

32760 Detmold

Tel. +49 5231 14-0

Fax. +49 5231 14-2083

info@weidmueller.com

www.weidmueller.com

## Technische Daten

### Dimensions and weights

Depth	26.7 mm	Depth (inches)	1.051 inch
Height	29 mm	Height (inches)	1.142 inch
Width	13 mm	Width (inches)	0.512 inch
Net weight	14.3 g		

### Temperatures

Storage temperature	-40 °C...85 °C	Operating temperature	-40 °C...70 °C
Operating temperature, min.	-40 °C	Operating temperature, max.	70 °C
Humidity	40 °C / 93 % rel. humidity, no condensation		

### Rated data UL

Certificate No. (cURus)	E522350
-------------------------	---------

### Control side

Rated control voltage	24 V DC	Rated current DC	16.7 mA
Power rating	400 mW	Pull-in/drop-out voltage, typ.	16.8 V / 2.4 V DC
Coil resistance	1440 Ω ± 10 %	Coil tolerance	10 %
Status indicator	No		

### Load side

Rated switching voltage	240 V AC	Continuous current	8 A
Max. switching frequency at rated load	0.1 Hz	Inrush current	15 A / 4 s
AC switching capacity (resistive), max.	2000 VA	DC switching capacity (resistive), max.	192 W @ 24 V
Switch-on delay	≤ 10 ms	Switch-off delay	≤ 6 ms
Contact type	2 CO contact (AgNi)	Mechanical service life	AC coil 5 x 10 <sup>6</sup> switching cycles, DC coil 10 x 10 <sup>6</sup> switching cycles
Min. switching power	1 mA @ 24 V, 10 mA @ 12 V, 100 mA @ 5 V		

### General data

Test button available	Yes	Version of test button	lockable, just when removing the detend lock, Momentary test button
Mechanical switch position indicator	Yes	Colour	Transparent
UL 94 flammability rating	V-2		

### Insulation coordination

Rated voltage	250 V	Pollution severity	2
Surge voltage category	III	Insulating material group	IIIa
Clearance and creepage distances for control side - load side	≥ 8 mm	Dielectric strength for control side - load side	5 kV <sub>eff</sub> / 1 min
Dielectric strength of neighbouring contacts	2.5 kV <sub>eff</sub> / 1 Min.	Dielectric strength of open contact	1 kV <sub>eff</sub> / 1 min
Impulse withstand voltage	5 kV (1.2/50 μs)		

**RCI484024**

**Weidmüller Interfaces GmbH & Co. KG**

Postfach 3030

32760 Detmold

Tel. +49 5231 14-0

Fax. +49 5231 14-2083

[info@weidmueller.com](mailto:info@weidmueller.com)

[www.weidmueller.com](http://www.weidmueller.com)

## Technische Daten

### Further details of approvals / standards

Certificate No. (CSA)	249409-2426937	Certificate No. (VDE)	10018043
Certificate No. (cURus)	E522350		

### Connection data

Wire connection method	Plug-in connection	Pitch in mm (P)	5 mm
------------------------	--------------------	-----------------	------

### Classifications

ETIM 6.0	EC001437	ETIM 7.0	EC001437
ETIM 8.0	EC001437	ECLASS 9.0	27-37-16-01
ECLASS 9.1	27-37-16-01	ECLASS 10.0	27-37-16-01
ECLASS 11.0	27-37-16-01	ECLASS 12.0	27-37-16-01

### Approvals

Approvals



ROHS	Conform
UL File Number Search	UL Website
Certificate No. (cURus)	E522350

### Downloads

Approval/Certificate/Document of Conformity	<a href="#">EU Konformitätserklärung / EU Declaration of Conformity</a>
Engineering Data	<a href="#">CAD data – STEP</a>
Engineering Data	<a href="#">WSCAD, EPLAN</a>
Product Change Notification	<a href="#">20220511 Product consolidation RIDERSERIES RCI relays</a> <a href="#">20220511 Produktkonsolidierung RIDERSERIES RCI Relais</a>
Catalogues	<a href="#">Catalogues in PDF-format</a>
Brochures	

RCI484024

Weidmüller Interfaces GmbH & Co. KG

Postfach 3030

32760 Detmold

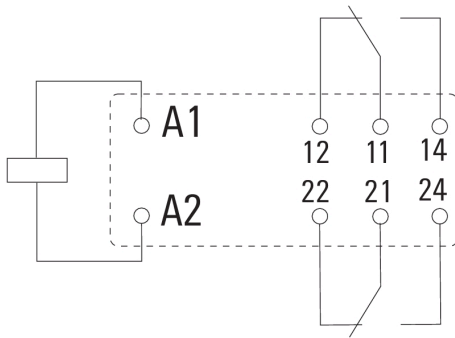
Tel. +49 5231 14-0

Fax. +49 5231 14-2083

info@weidmueller.com

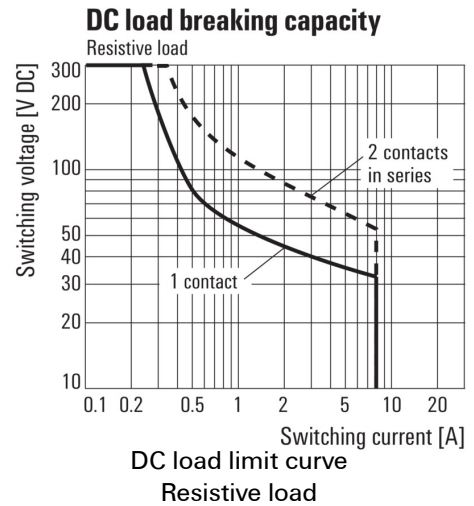
Zeichnungen

Wiring diagram

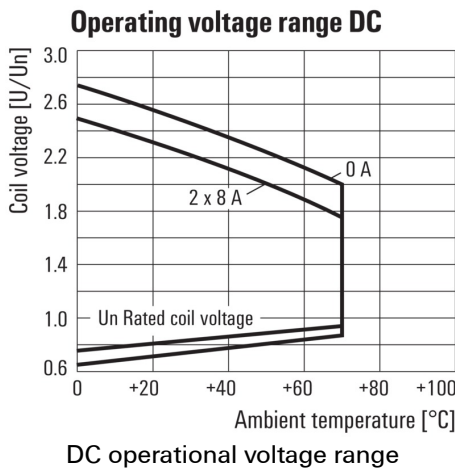


View of Pins from below

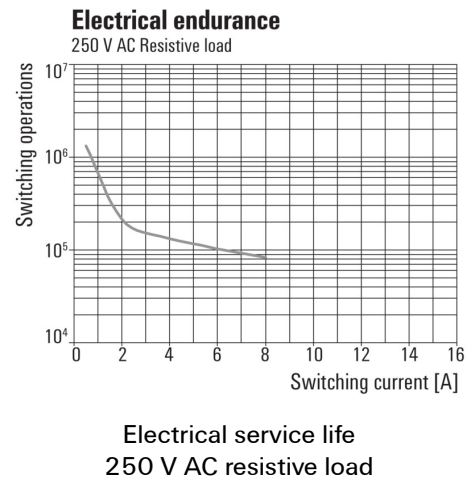
Graph



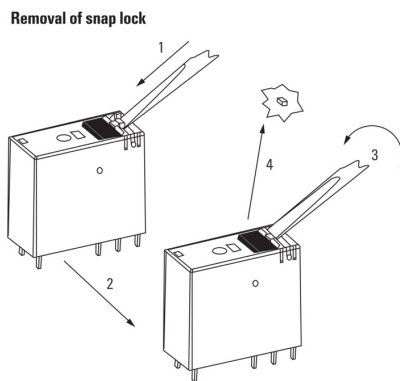
Graph



Graph

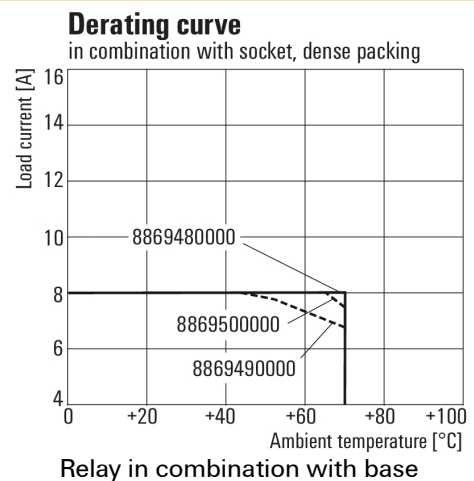


Dimensional drawing



Derating curve  
Relay in combination with base

Derating curve



**RCI484024**

**Weidmüller Interfaces GmbH & Co. KG**

Postfach 3030

32760 Detmold

Tel. +49 5231 14-0

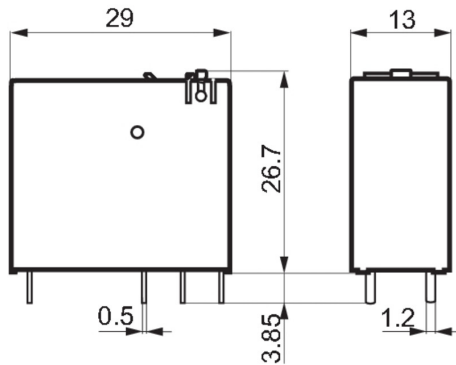
Fax. +49 5231 14-2083

info@weidmueller.com

www.weidmueller.com

## Zeichnungen

### Dimensional drawing



### Miscellaneous

		RCI				
<b>Type</b>	RIDER Control Industrial					
<b>Type of construction</b>	3 16 A pinning 5 mm					
	4 8 A, pinning 5mm					
<b>Type of contact</b>	1 1 CO without push button					
	2 2 CO without push button					
	7 1 CO with push button					
	8 2 CO with push button					
<b>Contact material</b>	4 AgNi 90/10					
						<b>Coil voltage</b>
						012 12 V DC
						024 24 V DC
						048 48 V DC
						110 110 V DC
						AB2 12 V DC + LED + diode
						AC4 24 V DC + LED + diode
						AE8 48 V DC + LED + diode
						BB0 110 V DC + LED + diode
						524 24 V AC
						615 115 V AC
						730 230 V AC
						R24 24 V AC + LED
						S15 115 V AC + LED
						T30 230 V AC + LED

Type codes

Erstellungs-Datum June 1, 2023 12:15:42 PM CEST

Katalogstand 26.05.2023 / Technische Änderungen vorbehalten