

## RCI424BB0

**Weidmüller Interfaces GmbH & Co. KG**

Postfach 3030

32760 Detmold

Tel. +49 5231 14-0

Fax. +49 5231 14-2083

info@weidmueller.com

www.weidmueller.com

### Product image



Similar to illustration

Individual relays within the RIDERSERIES RCI

- 2 CO contacts
- DC coils
- With integrated status LED and free-wheeling diode

### General ordering data

Version	RIDERSERIES RCI, Relay, Number of contacts: 2, CO contact AgNi, Rated control voltage: 110 V DC, Continuous current: 8 A, Plug-in connection, Test button available: No
Order No.	<a href="#">887020000</a>
Type	RCI424BB0
GTIN (EAN)	4032248613564
Qty.	10 Stück
Delivery status	<b>This article will no longer be available in the future.</b>
Available until	2024-10-31
Alternative product	<a href="#">7760056338</a>

## RCI424BB0

Weidmüller Interfaces GmbH & Co. KG

Postfach 3030

32760 Detmold

Tel. +49 5231 14-0

Fax. +49 5231 14-2083

info@weidmueller.com

www.weidmueller.com

## Technische Daten

### Dimensions and weights

Depth	25.6 mm	Depth (inches)	1.008 inch
Height	29 mm	Height (inches)	1.142 inch
Width	13 mm	Width (inches)	0.512 inch
Net weight	16.9 g		

### Temperatures

Storage temperature	-40 °C...85 °C	Operating temperature	-40 °C...70 °C
Operating temperature, min.	-40 °C	Operating temperature, max.	70 °C
Humidity	40 °C / 93 % rel. humidity, no condensation		

### Rated data UL

Certificate No. (cURus)	E522350
-------------------------	---------

### Control side

Rated control voltage	110 V DC	Rated current DC	4.6 mA
Power rating	507 mW	Pull-in/drop-out voltage, typ.	77 V / 11 V DC
Coil resistance	28800 Ω ± 12 %	Coil tolerance	12 %
Status indicator	Green LED	Protective circuit	Free-wheeling diode

### Load side

Rated switching voltage	240 V AC	Continuous current	8 A
Max. switching frequency at rated load	0.1 Hz	Inrush current	15 A / 4 s
AC switching capacity (resistive), max.	2000 VA	DC switching capacity (resistive), max.	192 W @ 24 V
Switch-on delay	≤ 10 ms	Switch-off delay	≤ 6 ms
Contact type	2 CO contact (AgNi)	Mechanical service life	AC coil 5 x 10 <sup>6</sup> switching cycles, DC coil 10 x 10 <sup>6</sup> switching cycles
Min. switching power	1 mA @ 24 V, 10 mA @ 12 V, 100 mA @ 5 V		

### General data

Test button available	No	Mechanical switch position indicator	No
Colour	Transparent	UL 94 flammability rating	V-2

### Insulation coordination

Rated voltage	250 V	Pollution severity	2
Surge voltage category	III	Insulating material group	IIIa
Clearance and creepage distances for control side - load side	≥ 8 mm	Dielectric strength for control side - load side	5 kV <sub>eff</sub> / 1 min
Dielectric strength of neighbouring contacts	2.5 kV <sub>eff</sub> / 1 Min.	Dielectric strength of open contact	1 kV <sub>eff</sub> / 1 min
Impulse withstand voltage	5 kV (1.2/50 μs)		

### Further details of approvals / standards

Certificate No. (CSA)	249409-2426937	Certificate No. (VDE)	40018043
Certificate No. (cURus)	E522350		

Erstellungs-Datum June 1, 2023 12:18:09 PM CEST

Katalogstand 26.05.2023 / Technische Änderungen vorbehalten

## RCI424BB0

**Weidmüller Interfaces GmbH & Co. KG**

Postfach 3030

32760 Detmold

Tel. +49 5231 14-0

Fax. +49 5231 14-2083

[info@weidmueller.com](mailto:info@weidmueller.com)

[www.weidmueller.com](http://www.weidmueller.com)

## Technische Daten

### Connection data

Wire connection method	Plug-in connection	Pitch in mm (P)	5.00mm
------------------------	--------------------	-----------------	--------

### Classifications

ETIM 6.0	EC001437	ETIM 7.0	EC001437
ETIM 8.0	EC001437	ECLASS 9.0	27-37-16-01
ECLASS 9.1	27-37-16-01	ECLASS 10.0	27-37-16-01
ECLASS 11.0	27-37-16-01	ECLASS 12.0	27-37-16-01

### Approvals

Approvals



ROHS	Conform
UL File Number Search	UL Website
Certificate No. (cURus)	E522350

### Downloads

Approval/Certificate/Document of Conformity	<a href="#">EU Konformitätserklärung / EU Declaration of Conformity</a>
Engineering Data	<a href="#">CAD data – STEP</a>
Engineering Data	<a href="#">WSCAD, EPLAN</a>
Product Change Notification	<a href="#">20220511 Product consolidation RIDERSERIES RCI relays</a> <a href="#">20220511 Produktkonsolidierung RIDERSERIES RCI Relais</a>
Catalogues	<a href="#">Catalogues in PDF-format</a>
Brochures	

**RCI424BB0**

**Weidmüller Interfaces GmbH & Co. KG**

Postfach 3030

32760 Detmold

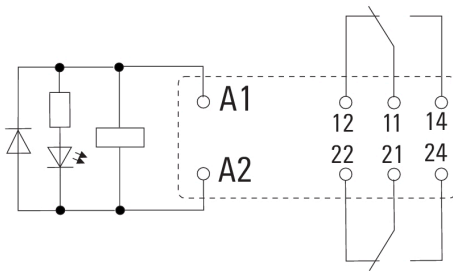
Tel. +49 5231 14-0

Fax. +49 5231 14-2083

info@weidmueller.com

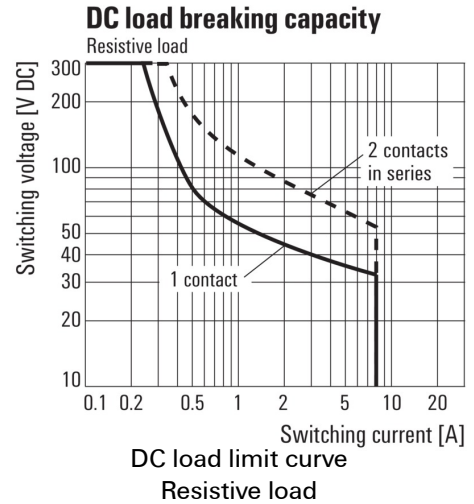
**Zeichnungen**

**Wiring diagram**

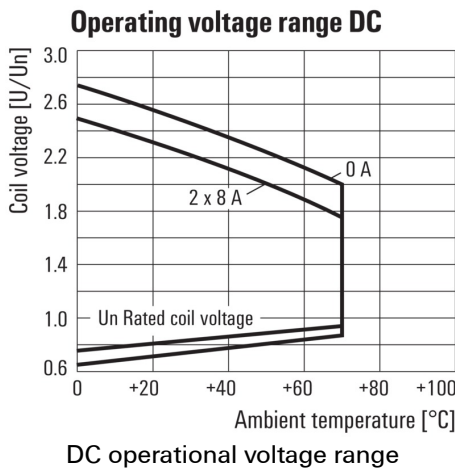


View of Pins from below

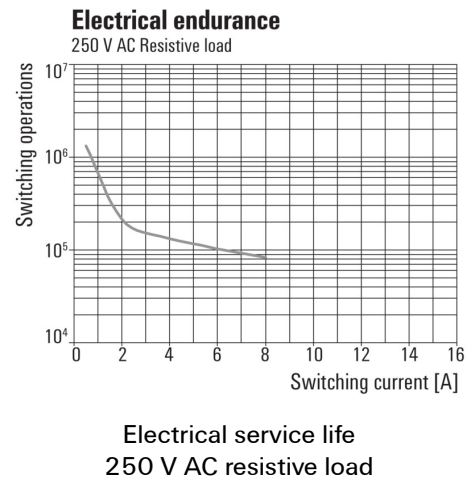
**Graph**



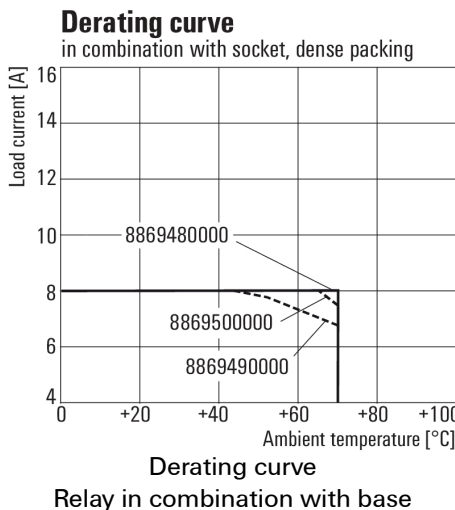
**Graph**



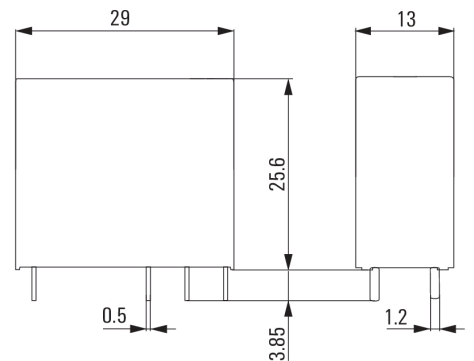
**Graph**



**Graph**



**Dimensional drawing**



## RCI424BB0

**Weidmüller Interfaces GmbH & Co. KG**

Postfach 3030

32760 Detmold

Tel. +49 5231 14-0

Fax. +49 5231 14-2083

info@weidmueller.com

www.weidmueller.com

## Zeichnungen

## Miscellaneous

	RCI				
<b>Type</b> RIDER Control Industrial					
<b>Type of construction</b> 3 16 A pinning 5 mm 4 8 A, pinning 5mm					
<b>Type of contact</b> 1 1 CO without push button 2 2 CO without push button 7 1 CO with push button 8 2 CO with push button					
<b>Contact material</b> 4 AgNi 90/10					
				<b>Coil voltage</b>	
				012	12 V DC
				024	24 V DC
				048	48 V DC
				110	110 V DC
				AB2	12 V DC + LED + diode
				AC4	24 V DC + LED + diode
				AE8	48 V DC + LED + diode
				BB0	110 V DC + LED + diode
				524	24 V AC
				615	115 V AC
				730	230 V AC
				R24	24 V AC + LED
				S15	115 V AC + LED
				T30	230 V AC + LED

Type codes