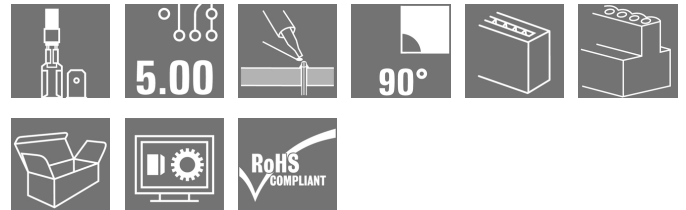



## PCF 5.00/18/90 3.5SN OR BX

**Weidmüller Interface GmbH & Co. KG**  
 Klingenbergstraße 26  
 D-32758 Detmold  
 Germany

www.weidmueller.com

### Product image



Flat-blade connection in 90°, 135° and 180° conductor outlet direction for 6.3 and 2.8 mm spade connector at 5.00 mm pitch

### General ordering data

|              |   |
|--------------|---|
| Version      | Printed circuit board terminals, 5.00 mm, Number of poles: 18, 90°, Solder pin length (l): 3.5 mm, tinned, orange, Flat-blade connection, Box |
| Order No.    | <a href="#">9511570000</a>  |
| Type         | PCF 5.00/18/90 3.5SN OR BX  |
| GTIN (EAN)   | 4008190557720   |
| Qty.         | 50 pc(s).   |
| Product data | IEC: 630 V / 24 A<br>UL: 150 V / 15 A   |
| Packaging    | Box   |

Creation date February 28, 2023 8:25:11 AM CET

## PCF 5.00/18/90 3.5SN OR BX

Weidmüller Interface GmbH &amp; Co. KG

Klingenbergstraße 26

D-32758 Detmold

Germany

www.weidmueller.com

## Technical data

## Dimensions and weights

|                          |            |                 |            |
|--------------------------|------------|-----------------|------------|
| Depth                    | 9.8 mm     | Depth (inches)  | 0.386 inch |
| Height                   | 18.4 mm    | Height (inches) | 0.724 inch |
| Height of lowest version | 14.9 mm    | Width           | 89.8 mm    |
| Width (inches)           | 3.535 inch | Net weight      | 23.22 g    |

## Temperatures

|                             |        |                             |        |
|-----------------------------|--------|-----------------------------|--------|
| Operating temperature, min. | -50 °C | Operating temperature, max. | 100 °C |
|-----------------------------|--------|-----------------------------|--------|

## System parameters

|                                 |                       |  |                             |
|---------------------------------|-----------------------|--|-----------------------------|
| Product family                  | PCF                   | Wire connection method                     | Flat-blade connection       |
| Mounting onto the PCB           | THT solder connection | Conductor outlet direction                 | 90°                         |
| Pitch in mm (P)                 | 5 mm                  | Pitch in inches (P)                        | 0.197 inch                  |
| Number of poles                 | 18                    | Pin series quantity                        | 1                           |
| Fitted by customer              | No                    | Number of rows                             | 1                           |
| Solder pin length (l)           | 3.5 mm                | Solder pin dimensions                      | 0.8 x 1.0 mm, 0.75 x 0.9 mm |
| Solder eyelet hole diameter (D) | 1.3 mm                | Solder eyelet hole diameter tolerance (D)  | + 0,1 mm                    |
| Number of solder pins per pole  | 2                     | L1 in mm                                   | 85 mm                       |
| L1 in inches                    | 3.346 inch            | Touch-safe protection acc. to DIN VDE 0470 | IP 00                       |
| Protection degree               | IP20                  | Volume resistance                          | 1.20 mΩ                     |

## Material data

|                                       |                             |                                       |        |
|---------------------------------------|-----------------------------|---------------------------------------|--------|
| Insulating material                   | PA                          | Colour                                | orange |
| Colour chart (similar)                | RAL 2000                    | Insulating material group             | I      |
| Comparative Tracking Index (CTI)      | ≥ 600                       | UL 94 flammability rating             | V-2    |
| Contact material                      | CuSn                        | Contact surface                       | tinned |
| Layer structure of solder connection  | 1.5...3 μm Ni / 5...7 μm Sn | Storage temperature, min.             | -40 °C |
| Storage temperature, max.             | 70 °C                       | Operating temperature, min.           | -50 °C |
| Operating temperature, max.           | 100 °C                      | Temperature range, installation, min. | -25 °C |
| Temperature range, installation, max. | 100 °C                      |                                       |        |

## Conductors suitable for connection

|                |   |
|----------------|---|
| Reference text | Length of ferrules is to be chosen depending on the product and the rated voltage. The outside diameter of the plastic collar should not be larger than the pitch (P) |
|----------------|---|

## PCF 5.00/18/90 3.5SN OR BX

**Weidmüller Interface GmbH & Co. KG**  
 Klingenbergstraße 26  
 D-32758 Detmold  
 Germany


www.weidmueller.com

## Technical data

### Rated data acc. to IEC

|   |                        |   |                  |
|---|------------------------|---|------------------|
| tested acc. to standard   | IEC 60664-1, IEC 61984 | Rated current, min. number of poles (Tu=20°C)                         | 24 A             |
| Rated current, max. number of poles (Tu=20°C)                             | 21 A                   | Rated current, min. number of poles (Tu=40°C)                         | 24 A             |
| Rated current, max. number of poles (Tu=40°C)                             | 18 A                   | Rated voltage for surge voltage class / pollution degree II/2         | 630 V            |
| Rated voltage for surge voltage class / pollution degree III/2            | 320 V                  | Rated voltage for surge voltage class / pollution degree III/3        | 250 V            |
| Rated impulse voltage for surge voltage class/ pollution degree II/2      | 4 kV                   | Rated impulse voltage for surge voltage class/ pollution degree III/2 | 4 kV             |
| Rated impulse voltage for surge voltage class/ contamination degree III/3 | 4 kV                   | Short-time withstand current resistance                               | 3 x 1s mit 192 A |

### Rated data acc. to CSA

|                                   |   |                                   |           |
|-----------------------------------|---|-----------------------------------|-----------|
| Institute (CSA)                   |  | Certificate No. (CSA)             | 12400-282 |
| Rated voltage (Use group B / CSA) | 150 V   | Rated voltage (Use group D / CSA) | 300 V     |
| Rated current (Use group B / CSA) | 15 A  | Rated current (Use group D / CSA) | 10 A      |
| Reference to approval values      | Specifications are maximum values, details - see approval certificate.            |                                   |           |

### Rated data acc. to UL 1059

|                                       |       |                                       |       |
|---------------------------------------|-------|---------------------------------------|-------|
| Rated voltage (Use group B / UL 1059) | 150 V | Rated voltage (Use group D / UL 1059) | 300 V |
| Rated current (Use group B / UL 1059) | 15 A  | Rated current (Use group D / UL 1059) | 10 A  |

### Packing

|           |      |            |      |
|-----------|------|------------|------|
| Packaging | Box  | VPE length | 1 mm |
| VPE width | 1 mm | VPE height | 1 mm |

### Type tests

|                              |            |  |
|------------------------------|------------|--|
| Test: Durability of markings | Test       | mark of origin, type identification, approval marking UL, approval marking CSA, durability |
|                              | Evaluation | available  |

### Classifications

|             |             |             |             |
|-------------|-------------|-------------|-------------|
| ETIM 6.0    | EC002643    | ETIM 7.0    | EC002643    |
| ETIM 8.0    | EC002643    | ECLASS 9.0  | 27-44-04-01 |
| ECLASS 9.1  | 27-44-04-01 | ECLASS 10.0 | 27-44-04-01 |
| ECLASS 11.0 | 27-46-01-01 | ECLASS 12.0 | 27-46-01-01 |

### Important note

|                |  |
|----------------|--|
| IPC conformity | Conformity: The products are developed, manufactured and delivered according international recognized standards and norms and comply with the assured properties in the data sheet resp. fulfill decorative properties in accordance with IPC-A-610 "Class 2". Further claims on the products can be evaluated on request. |
| Notes          | • Long term storage of the product with average temperature of 50 °C and average humidity 70%, 36 months   |

## PCF 5.00/18/90 3.5SN OR BX

**Weidmüller Interface GmbH & Co. KG**  
Klingenbergstraße 26  
D-32758 Detmold  
Germany

[www.weidmueller.com](http://www.weidmueller.com)

## Technical data

### Approvals

Approvals



ROHS

Conform

### Downloads

|   |   |
|---|---|
| Approval/Certificate/Document of Conformity | <a href="#">Declaration of the Manufacturer</a>   |
| Engineering Data                            | <a href="#">CAD data – STEP</a>   |
| Engineering Data                            | <a href="#">WSCAD</a>   |
| Catalogues                                  | <a href="#">Catalogues in PDF-format</a>  |
| Brochures                                   | <a href="#">FL DRIVES EN</a><br><a href="#">FL ANALO.SIGN.CONV. EN</a><br><a href="#">MB DEVICE MANUF. EN</a><br><a href="#">FL DRIVES DE</a><br><a href="#">FL BUILDING SAFETY EN</a><br><a href="#">FL APPL LED LIGHTING EN</a><br><a href="#">FLIndustr.CONTROLS EN</a><br><a href="#">FL MACHINE SAFETY EN</a><br><a href="#">FL HEATING ELECTR EN</a><br><a href="#">FL APPL INVERTER EN</a><br><a href="#">FL_BASE_STATION_EN</a><br><a href="#">FL ELEVATOR EN</a><br><a href="#">FL POWER SUPPLY EN</a><br><a href="#">FL 72H SAMPLE SER EN</a><br><a href="#">PO OMNIMATE EN</a> |

**Data sheet**


**PCF 5.00/18/90 3.5SN OR BX**

**Weidmüller Interface GmbH & Co. KG**  
 Klingenbergstraße 26  
 D-32758 Detmold  
 Germany

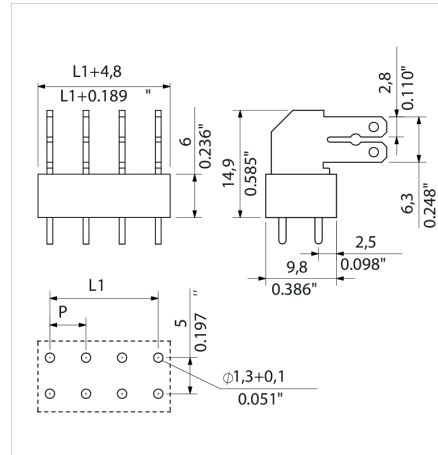
[www.weidmueller.com](http://www.weidmueller.com)

**Drawings**

**Product image**



**Dimensional drawing**



## Recommended wave soldering profiles

**Weidmüller Interface GmbH & Co. KG**  
 Klingenbergstraße 16  
 D-32758 Detmold  
 Germany  
 Fon: +49 5231 14-0  
 Fax: +49 5231 14-292083  
 www.weidmueller.com

### Single Wave:



### Double Wave:



### Wave soldering profiles

Wired connection elements should be processed in accordance with the DIN EN 61760-1 standard. We have included two recommendations for practical wave soldering profiles, with which Weidmüller PCB terminals and connectors are qualified.

When choosing a suitable profile for your application, the following factors also need to be considered:

- PCB thickness
- Proportion of Cu in the layers
- Single/double-sided assembly
- Product range
- Heating and cooling rates

The single and double wave profiles each indicate the recommended operating range, including the maximum soldering temperature of 260°C. In practice, the maximum soldering temperature is quite often well below the above maximum profile.