# Locating Pins Shoulder Type
## –Taper Angle, DP Tolerance Selectable–

| Materials No. | M | S | H | Type: Standard | Type: Female Thread | Type: Male Thread | Shape Code |
|---|---|---|---|---|---|---|---|
| (1) | 1.2510/100MnCrW4 (~) | – | Hardening Hardness 60~63HRC | KFH | KFHT | KFHN | A (Round) D (Diamond) |
| (2) | 1.2510/100MnCrW4 (~) | Hard Chrome Plating Plating Thickness 3μm or More | Hardening Hardness 60~63HRC Plating Hardness 750HV~ | GKFH | GKFHT | GKFHN | |
| (3) | 1.4301/X5CrNi18-10 | – | – | SKFH | SKFHT | SKFHN | |
| (4) | 1.4301/X5CrNi18-10 | Hard Chrome Plating Plating Thickness 3μm or More | Plating Hardness 750HV~ | HKFH | HKFHT | HKFHN | |
| (5) | 1.4125/X105CrMo17 Equivalent | – | Hardening Hardness 50~55HRC | CKFH | CKFHT | CKFHN | |
| (6) | 1.7242/16CrMo4 | – | Carburized 55HRC~ (Depth 0.7~0.8) | TKFH | TKFHT | TKFHN | |

### Standard

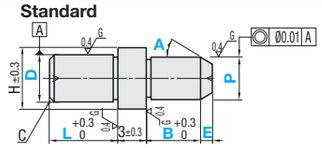

### Female Thread

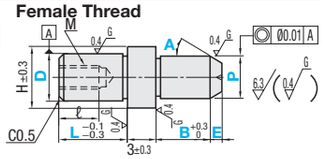

### Male Thread

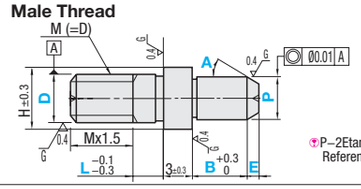

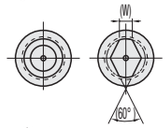

P~2EtanA≥0.73 (Tip dia. Ø0.73 or more)
Reference: tan15°≈0.267 tan30°≈0.577
tan45°=1 tan60°≈1.732

■Tolerance Selection

| D or P | Standard Class M | P | G | H | S | Precision Class A | B |
|---|---|---|---|---|---|---|---|
| | m6 | p6 | g6 | h7 | – | – | – |
| 1.00 ~ 3.00 | +0.008 / +0.002 | +0.012 / +0.006 | −0.002 / −0.008 | 0 / −0.010 | 0 / −0.01 | +0.005 / 0 | 0 / −0.005 |
| 3.01 ~ 6.00 | +0.012 / +0.004 | +0.020 / +0.012 | −0.004 / −0.012 | 0 / −0.012 | | | |
| 6.01 ~ 10.00 | +0.015 / +0.006 | +0.024 / +0.015 | −0.005 / −0.014 | 0 / −0.015 | | | |
| 10.01 ~ 18.00 | +0.018 / +0.007 | +0.029 / +0.018 | −0.006 / −0.017 | 0 / −0.018 | | | |
| 18.01 ~ 20.00 | +0.021 / +0.008 | +0.035 / +0.022 | −0.007 / −0.020 | 0 / −0.021 | | | |

The price of Precision Type is the price of Standard Type multiplying 1.1.
Hard chrome plated is not applicable to precision tolerance (* marked).
1.4125/X105CrMo17 equivalent type has an identification groove on D part.

■Standard

| Type | Shape Code | D Tolerance Selection | P Tolerance Selection | D | P 0.01mm Increment | L 1mm Increment | B 0.1mm Increment | E 0.1mm Increment | A Selection | C | H | (W) | Unit Price Qty. 1~4 Round Shape (1) KFHA | (2) GKFHA | (3) SKFHA | (4) HKFHA | (5) CKFHA | (6) TKFHA | Unit Price Qty. 1~4 Diamond Shape (1) KFHD | (2) GKFHD | (3) SKFHD | (4) HKFHD | (5) CKFHD | (6) TKFHD |
|---|---|---|---|---|---|---|---|---|---|---|---|---|---|---|---|---|---|---|---|---|---|---|---|---|
| KFH GKFH SKFH HKFH CKFH TKFH | A (Round) D (Diamond) | M P G H †A †B | S M P G H †A †B | 2 | 1.00~2.00 | 2~4 | 2.0~10.0 | 0.5~10.0 | 15 30 45 60 | 0.5 | 6 | – | 9,80 | 13,20 | 14,70 | 19,60 | 16,10 | – | – | – | – | – | – | – |
| | | | | 3 | 2.00~4.00 | 3~6 | 2.0~10.0 | | | | | 1.0 | 10,50 | 14,10 | 15,70 | 21,00 | 17,30 | – | 14,00 | 18,90 | 21,00 | 28,00 | 23,10 | – |
| | | | | 4 | 2.00~5.00 | 4~8 | 2.0~10.0 | | | 1 | 8 | 1.2 | 11,60 | 15,60 | 17,40 | 23,20 | 19,10 | 13,40 | 15,20 | 20,50 | 22,80 | 30,40 | 25,00 | 17,50 |
| | | | | 5 | 3.00~6.00 | 5~10 | 2.0~10.0 | | | | | 1.5 | 12,60 | 17,00 | 18,90 | 25,20 | 20,70 | 14,50 | 16,30 | 22,00 | 24,40 | 32,60 | 26,80 | 18,80 |
| | | | | 6 | 4.00~7.00 | 6~12 | 2.0~12.0 | | | | | 1.8 | 13,20 | 17,80 | 19,80 | 26,40 | 21,70 | 15,20 | 17,20 | 23,20 | 25,80 | 34,40 | 28,30 | 19,80 |
| | | | | 8 | 5.00~9.00 | 8~16 | 2.0~15.0 | | | 1.5 | 11 | 2.2 | 14,00 | 18,90 | 21,00 | 28,00 | 23,10 | 16,10 | 18,20 | 24,50 | 27,30 | 36,40 | 30,00 | 21,00 |
| | | | | 10 | 7.00~11.00 | 10~20 | 3.0~20.0 | | | 2 | 13 | 3 | 14,40 | 19,40 | 21,60 | 28,80 | 23,70 | 16,60 | 18,80 | 25,30 | 28,20 | 37,60 | 31,00 | 21,70 |
| | | | | 12 | 7.00~12.00 | 12~24 | 3.0~20.0 | | | | 15 | 3.2 | 15,20 | 20,50 | 22,80 | 30,40 | 25,00 | 17,50 | 20,00 | 27,00 | 30,00 | 40,00 | 33,00 | 23,00 |
| | | | | 13 | 8.00~13.00 | 13~26 | 5.0~20.0 | | | | 16 | 3.5 | 15,90 | 21,40 | 23,80 | 31,80 | 26,20 | 18,30 | 20,50 | 27,60 | 30,70 | 41,00 | 33,80 | 23,60 |
| | | | | 16 | 13.00~16.00 | 16~32 | 5.0~20.0 | | | 3 | 19 | 4 | 21,10 | 28,40 | 31,60 | 42,20 | 34,80 | 24,30 | 27,60 | 37,20 | 41,40 | 55,20 | 45,50 | 31,80 |
| | | | | 20 | 16.00~20.00 | 20~40 | 5.0~20.0 | | | | 23 | 5.5 | 26,90 | 36,30 | 40,30 | 53,80 | 44,30 | 31,00 | 34,80 | 46,90 | 52,20 | 69,60 | 57,40 | 40,10 |

■Female Thread

| Type | Shape Code | D Tolerance Selection | P Tolerance Selection | D | P 0.01mm Increment | L 1mm Increment | B 0.1mm Increment | E 0.1mm Increment | A Selection | H | (W) | M (Coarse) | ℓ | Unit Price Qty. 1~4 Round Shape (1) KFHTA | (2) GKFHTA | (3) SKFHTA | (4) HKFHTA | (5) CKFHTA | (6) TKFHTA | Unit Price Qty. 1~4 Diamond Shape (1) KFHTD | (2) GKFHTD | (3) SKFHTD | (4) HKFHTD | (5) CKFHTD | (6) TKFHTD |
|---|---|---|---|---|---|---|---|---|---|---|---|---|---|---|---|---|---|---|---|---|---|---|---|---|---|
| KFHT GKFHT SKFHT HKFHT CKFHT TKFHT | A (Round) D (Diamond) | M P G H | S M P G H | 6 | 4.00~7.00 | 6(9)~12 | 2.0~10.0 | 0.5~10.0 | 15 30 45 60 | 8 | 1.8 | M3 | 5 | 16,20 | 21,80 | 24,30 | 32,40 | 26,70 | 18,70 | 20,20 | 27,20 | 30,30 | 40,40 | 33,30 | 23,30 |
| | | | | 6T | | | | | | | | M2.6 | 4 | 16,20 | 21,80 | 24,30 | 32,40 | 26,70 | 18,70 | 20,20 | 27,20 | 30,30 | 40,40 | 33,30 | 23,30 |
| | | | | 8 | 5.00~9.00 | 8(12)~16 | 2.0~12.0 | | | 11 | 2.2 | M5 | 8 | 16,90 | 22,80 | 25,30 | 33,80 | 27,80 | 19,50 | 21,10 | 28,40 | 31,60 | 42,20 | 34,80 | 24,30 |
| | | | | 8T | | | | | | | | M4 | 6 | 16,90 | 22,80 | 25,30 | 33,80 | 27,80 | 19,50 | 21,10 | 28,40 | 31,60 | 42,20 | 34,80 | 24,30 |
| | | | | 10 | 7.00~11.00 | 10(12)~20 | 2.0~15.0 | | | 13 | 3 | M5 | 8 | 17,40 | 23,40 | 26,10 | 34,80 | 28,70 | 20,10 | 21,80 | 29,40 | 32,70 | 43,60 | 35,90 | 25,10 |
| | | | | 12 | 7.00~12.00 | 12~24 | 3.0~20.0 | | | 15 | 3.2 | | | 18,20 | 24,50 | 27,30 | 36,40 | 30,00 | 21,00 | 23,00 | 31,00 | 34,50 | 46,00 | 37,90 | 26,50 |
| | | | | 13 | 8.00~13.00 | 13(14)~26 | 3.0~20.0 | | | 16 | 3.5 | M8 | 10 | 18,80 | 25,30 | 28,20 | 37,60 | 31,00 | 21,70 | 23,40 | 31,50 | 35,10 | 46,80 | 38,60 | 27,00 |
| | | | | 16 | 13.00~16.00 | 16~32 | 5.0~20.0 | | | 19 | 4 | | 12 | 24,10 | 32,50 | 36,10 | 48,20 | 39,70 | 27,80 | 30,50 | 41,10 | 45,70 | 61,00 | 50,30 | 35,10 |
| | | | | 20 | 16.00~20.00 | 20~40 | 5.0~20.0 | | | 23 | 5.5 | | | 29,70 | 40,00 | 44,50 | 59,40 | 49,00 | 34,20 | 37,80 | 51,00 | 56,70 | 75,60 | 62,30 | 43,50 |

L dimension ( ) is applicable to diamond shape. Note the strength of under-head part. P.833

■Male Thread

| Type | Shape Code | D Tolerance Selection | P Tolerance Selection | D | P 0.01mm Increment | L 1mm Increment | B 0.1mm Increment | E 0.1mm Increment | A Selection | H | M (Coarse) | (W) | Unit Price Qty. 1~4 Round Shape (1) KFHNA | (2) GKFHNA | (3) SKFHNA | (4) HKFHNA | (5) CKFHNA | (6) TKFHNA | Unit Price Qty. 1~4 Diamond Shape (1) KFHND | (2) GKFHND | (3) SKFHND | (4) HKFHND | (5) CKFHND | (6) TKFHND |
|---|---|---|---|---|---|---|---|---|---|---|---|---|---|---|---|---|---|---|---|---|---|---|---|---|
| KFHN GKFHN SKFHN HKFHN CKFHN TKFHN | A (Round) D (Diamond) | M P G H †A †B | S M P G H †A †B | 3 | 2.00~4.00 | 2~6 | 2.0~10.0 | 0.5~10.0 | 15 30 45 60 | 6 | M3 | 1.0 | 14,70 | 19,80 | 22,00 | 29,40 | 24,20 | – | 19,60 | 26,40 | 29,40 | 39,20 | 32,30 | – |
| | | | | 4 | 2.00~5.00 | 2~8 | 2.0~10.0 | | | | M4 | 1.2 | 16,20 | 21,80 | 24,30 | 32,40 | 26,70 | 18,70 | 21,20 | 28,60 | 31,80 | 42,40 | 34,90 | 24,40 |
| | | | | 5 | 3.00~6.00 | 3~10 | 2.0~10.0 | | | 8 | M5 | 1.5 | 17,60 | 23,70 | 26,40 | 35,20 | 29,00 | 20,30 | 22,80 | 30,70 | 34,20 | 45,60 | 37,60 | 26,30 |
| | | | | 6 | 4.00~7.00 | 3~10 | 2.0~12.0 | | | | M6 | 1.8 | 18,40 | 24,80 | 27,60 | 36,80 | 30,30 | 21,20 | 24,00 | 32,40 | 36,00 | 48,00 | 39,60 | 27,60 |
| | | | | 8 | 5.00~9.00 | 5~10 | 2.0~15.0 | | | 11 | M8 | 2.2 | 19,60 | 26,40 | 29,40 | 39,20 | 32,30 | 22,60 | 25,40 | 34,20 | 38,10 | 50,80 | 41,90 | 29,30 |
| | | | | 10 | 7.00~11.00 | 5~15 | 3.0~20.0 | | | 13 | M10 | 3.0 | 20,10 | 27,10 | 30,10 | 40,20 | 33,10 | 23,20 | 26,30 | 35,50 | 39,40 | 52,60 | 43,30 | 30,30 |
| | | | | 12 | 7.00~12.00 | 8~15 | 3.0~20.0 | | | 15 | M12 | 3.2 | 21,20 | 28,60 | 31,80 | 42,40 | 34,90 | 24,40 | 28,00 | 37,80 | 42,00 | 56,00 | 46,20 | 32,20 |
| | | | | 16 | 13.00~16.00 | 8~20 | 5.0~20.0 | | | 19 | M16 | 4.0 | 22,20 | 29,90 | 33,30 | 44,40 | 36,60 | 25,60 | 28,70 | 38,70 | 43,00 | 57,40 | 47,30 | 33,10 |
| | | | | 20 | 16.00~20.00 | 10~20 | 5.0~20.0 | | | 23 | M20 | 5.5 | 29,50 | 39,80 | 44,20 | 59,00 | 48,60 | 34,00 | 38,60 | 52,10 | 57,90 | 77,20 | 63,60 | 44,40 |

**Order Example**

| Part Number | – | P | – | L | – | B | – | E | – | A |
|---|---|---|---|---|---|---|---|---|---|---|
| KFH A M S 6 | – | P6.00 | – | L6 | – | B3.0 | – | E5.0 | – | A30 |

**Days to Ship** 8 Days — Express A 5,00 EUR/piece P.92
An Express Charge of 13,50 EUR for 3 or more identical pieces.
Express service is not available for hard 1.4301/X5CrNi18-10.

•Hard 1.2510/100MnCrW4 (~) · 1.7242/16CrMo4 Carburization
10 Days — Express B 5,00 EUR/piece P.92
An Express Charge of 13,50 EUR for 3 or more identical pieces.
Express service is not available for hard 1.2510/100MnCrW4 (~).

**Price** ■Volume Discount P.92

| Quantity | 1~4 | 5~19 | 20~49 | 50~99 |
|---|---|---|---|---|
| Rate | Price List | 5% | 10% | 15% |

For orders larger than indicated values, please request for quotation.

Precision Price
When A and B tolerance is selected, multiply 1.1 to the above price .
Price Calculation Example KFHNAAB16–P13.97–L12–B5.5
2,220(KFHNAAB16)x1.1=24,40 EUR

**Alterations**

| Part Number | – | P | – | L | – | B | – | E | – | A | – | (HC, RC) |
|---|---|---|---|---|---|---|---|---|---|---|---|---|
| KFHAMS6 | – | P6.00 | – | L6 | – | B3.0 | – | E5.0 | – | A30 | – | RC |

10 Days

| Alterations Code | Width Across Flats HC | Radius RC |
|---|---|---|
| Spec. | 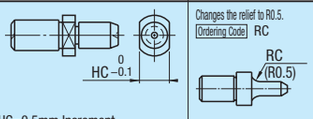 HC=0.5mm Increment; HC>D HC>P; Ordering Code HC10.0 | Changes the relief to R0.5. Ordering Code RC;  Applicable when H−P≥2. |
| Price Adder | 5,00 | 3,00 |



# Locating Pins Shoulder Type
## –Set Screws–

CAD Data

| Materials No. | M | S | H | Type: Circumference Groove | Type: Notch | Type: Set Screw Flat | Shape Code |
|---|---|---|---|---|---|---|---|
| (1) | 1.2510/100MnCrW4 (~) | – | Hardening Hardness 60~63HRC | JPGJ | JPCJ | JPDJ | S (Round) D (Diamond) |
| (2) | 1.2510/100MnCrW4 (~) | Hard Chrome Plating Plating Thickness 3μm or more | Hardening Hardness 60~63HRC Plating Hardness 750HV~ | GJPGJ | GJPCJ | GJPDJ | |
| (3) | 1.4301/X5CrNi18-10 | – | – | SJPGJ | SJPCJ | SJPDJ | |
| (4) | 1.4125/X105CrMo17 Equivalent | – | Hardening Hardness 50~55HRC | CJPGJ | CJPCJ | CJPDJ | |

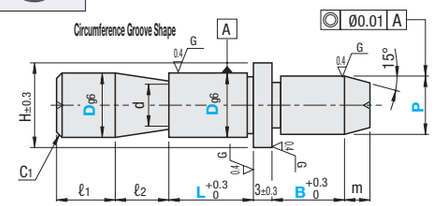

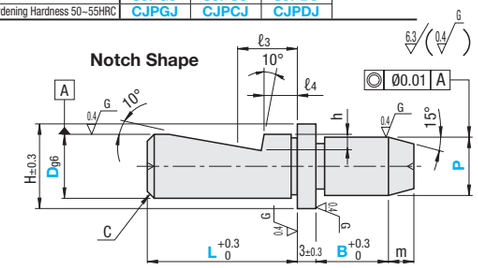

ℓ3 dimension is the recommended dimension of the position of set screw tip.

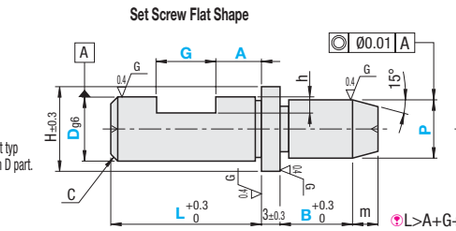

L>A+G+1

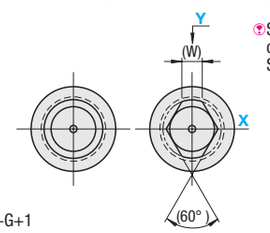

Select set screw position X or Y for Diamond or Notch Set Screw Type.

| D | g6 |
|---|---|
| 6 | −0.004 / −0.012 |
| 8 · 10 | −0.005 / −0.014 |
| 12 · 16 | −0.006 / −0.017 |
| 20 | −0.007 / −0.020 |

1.4125/X105CrMo17 equivalent typ has an identification groove on D part.

■Circumference Groove Shape

| Type | Shape Code | D | P 0.01mm Increment | L 1mm Increment | B 0.1mm Increment | d | ℓ1 | ℓ2 | C1 | m | H | (W) When D<P | (W) When D≥P |
|---|---|---|---|---|---|---|---|---|---|---|---|---|---|
| JPGJ GJPGJ SJPGJ CJPGJ | S (Round) D (Diamond) | 6 | 2.00~6.00 | 3~12 | 2.0~20.0 | 4.5 | 5 | 5 | 1 | 3 | 8 | 3 | 1.5 |
| | | 6S | | 2~12 | | | 2 | | 0.5 | | | | |
| | | 8 | 3.00~8.00 | 4~16 | | 6.5 | 6 | 6 | 1.5 | 4 | 11 | 3.5 | 1.8 |
| | | 8S | | 3~16 | | | 3 | | 0.5 | | | | |
| | | 10 | 3.00~10.00 | 5~20 | 3.0~20.0 | 8 | 8 | 8 | 2 | | 13 | 4 | 2.2 |
| | | 10S | | 4~20 | | | 3 | | 0.5 | | | | |
| | | 12 | 5.00~12.00 | 6~24 | | 10 | 8 | | 2 | | 15 | 5 | 2.5 |
| | | 12S | | 5~24 | | | 4 | | 0.5 | | | | |
| | | 16 | 10.00~16.00 | 8~32 | 5.0~20.0 | 14 | 8 | | 3 | 5 | 19 | 7 | 4 |
| | | 16S | | 7~32 | | | 4 | | 0.5 | | | | |
| | | 20 | 13.00~20.00 | 10~40 | | 18 | 8 | | 3 | | 23 | 9 | 5 |

■Notch Shape, Set Screw Flat Shape

| Part Number Type (Notch) | (Set Screw Flat) | Shape Code | D | P 0.01mm Increment | L 1mm Increment | B 0.1mm Increment | G 0.1mm Increment | A 0.1mm Increment | Flat Position | ℓ3 | ℓ4 | h | c | m | H | Applicable Set Screw | (W) When D<P | (W) When D≥P |
|---|---|---|---|---|---|---|---|---|---|---|---|---|---|---|---|---|---|---|
| JPCJ | JPDJ | S (Round) D (Diamond) | 6 | 5.00~7.00 | 12~20 | 5.0~20.0 | 3~9 | 2.0~8.0 | X Y Diamond shape only. | 5.5 | 2.5 | 1.0 | 1 | 3 | 8 | M4 | 3 | 1.5 |
| GJPCJ | GJPDJ | | 8 | 5.00~9.00 | 14~22 | 5.0~20.0 | | 2.0~12.0 | | 7.5 | 3.5 | 1.2 | 1.5 | 4 | 11 | M5 | 3.5 | 1.8 |
| SJPCJ | SJPDJ | | 10 | 5.00~11.00 | 15~25 | 5.0~20.0 | | 2.0~16.0 | | 7.5 | 3.5 | 1.2 | 2 | 4 | 13 | M6 | 4 | 2.2 |
| CJPCJ | CJPDJ | | 12 | 5.00~12.00 | 15~25 | 5.0~20.0 | | 2.0~20.0 | | 7.5 | 3.5 | 1.2 | 2 | 4 | 15 | M6 | 5 | 2.5 |
| | | | 16 | 10.00~16.00 | 24~35 | 5.0~20.0 | | 2.0~28.0 | | 10.5 | 5.5 | 2.0 | 3 | 5 | 19 | M8 | 7 | 4 |
| | | | 20 | 13.00~20.00 | 27~40 | 5.0~20.0 | | 2.0~36.0 | | 13.5 | 8.5 | 2.0 | 3 | 5 | 23 | M8 | 9 | 5 |

For set screws, those are the recommended sizes for notch shape.

**Order Example**

| Part Number | – | P | – | L | – | B | – | G | – | A | – | Flat Position |
|---|---|---|---|---|---|---|---|---|---|---|---|---|
| JPGJS10 | – | P9.05 | – | L6 | – | B3.5 | | | | | | |
| JPCJS8 | – | P5.05 | – | L20 | – | B10.1 | – | G5 | – | A8.2 | – | X |

**Days to Ship** 8 Days — Express A 5,00 EUR/piece P.92
An Express Charge of 13,50 EUR for 3 or more identical pieces.
Express service is not available for hard 1.2510/100MnCrW4 (~).

•Notch Shape 1.2510/100MnCrW4 (~) Hard
10 Days

**Price** ■Volume Discount P.92

| Quantity | 1~4 | 5~19 | 20~49 | 50~99 |
|---|---|---|---|---|
| Rate | Price List | 5% | 10% | 15% |

For orders larger than indicated values, please request for quotation.

■Circumference Groove Shape

| D | Unit Price Qty. 1~4 Round Shape (1) JPGJS | (2) GJPGJS | (3) SJPGJS | (4) CJPGJS | Unit Price Qty. 1~4 Diamond Shape (1) JPGJD | (2) GJPGJD | (3) SJPGJD | (4) CJPGJD |
|---|---|---|---|---|---|---|---|---|
| 6 | 12,40 | 16,70 | 18,60 | 20,40 | 15,50 | 20,90 | 23,20 | 25,50 |
| 6S | 12,40 | 16,70 | 18,60 | 20,40 | 15,50 | 20,90 | 23,20 | 25,50 |
| 8 | 12,90 | 17,40 | 19,30 | 21,20 | 16,30 | 22,00 | 24,40 | 26,80 |
| 8S | 12,90 | 17,40 | 19,30 | 21,20 | 16,30 | 22,00 | 24,40 | 26,80 |
| 10 | 13,40 | 18,00 | 20,10 | 22,10 | 16,70 | 22,50 | 25,00 | 27,50 |
| 10S | 13,40 | 18,00 | 20,10 | 22,10 | 16,70 | 22,50 | 25,00 | 27,50 |
| 12 | 14,00 | 18,90 | 21,00 | 23,10 | 17,50 | 23,60 | 26,20 | 28,80 |
| 12S | 14,00 | 18,90 | 21,00 | 23,10 | 17,50 | 23,60 | 26,20 | 28,80 |
| 16 | 18,60 | 25,10 | 27,90 | 30,60 | 23,40 | 31,50 | 35,10 | 38,60 |
| 16S | 18,60 | 25,10 | 27,90 | 30,60 | 23,40 | 31,50 | 35,10 | 38,60 |
| 20 | 22,80 | 30,70 | 34,20 | 37,60 | 29,00 | 39,10 | 43,50 | 47,80 |

■Notch Shape

| D | Unit Price Qty. 1~4 Round Shape (1) JPCJS | (2) GJPCJS | (3) SJPCJS | (4) CJPCJS | Unit Price Qty. 1~4 Diamond Shape (1) JPCJD | (2) GJPCJD | (3) SJPCJD | (4) CJPCJD |
|---|---|---|---|---|---|---|---|---|
| 6 | 24,80 | 33,40 | 37,20 | 40,90 | 31,00 | 41,80 | 46,50 | 51,10 |
| 8 | 25,80 | 34,80 | 38,70 | 42,50 | 32,60 | 44,00 | 48,90 | 53,70 |
| 10 | 26,80 | 36,10 | 40,20 | 44,20 | 33,40 | 45,00 | 50,10 | 55,10 |
| 12 | 28,00 | 37,80 | 42,00 | 46,20 | 35,00 | 47,20 | 52,50 | 57,70 |
| 16 | 37,20 | 50,20 | 55,80 | 61,30 | 46,80 | 63,10 | 70,20 | 77,20 |
| 20 | 45,60 | 61,50 | 68,40 | 75,20 | 58,00 | 78,30 | 87,00 | 95,70 |

■Set Screw Flat Shape

| D | Unit Price Qty. 1~4 Round Shape (1) JPDJS | (2) GJPDJS | (3) SJPDJS | (4) CJPDJS | Unit Price Qty. 1~4 Diamond Shape (1) JPDJD | (2) GJPDJD | (3) SJPDJD | (4) CJPDJD |
|---|---|---|---|---|---|---|---|---|
| 6 | 17,00 | 22,80 | 25,30 | 27,90 | 21,00 | 28,50 | 31,70 | 34,70 |
| 8 | 17,60 | 23,70 | 26,40 | 28,90 | 22,20 | 30,10 | 33,30 | 36,60 |
| 10 | 18,30 | 24,60 | 27,40 | 30,20 | 22,80 | 30,70 | 34,10 | 37,50 |
| 12 | 19,10 | 25,80 | 28,60 | 31,50 | 23,80 | 32,30 | 35,80 | 39,40 |
| 16 | 25,30 | 34,20 | 38,00 | 41,80 | 31,90 | 42,90 | 47,80 | 52,70 |
| 20 | 31,10 | 41,80 | 46,70 | 51,30 | 39,60 | 53,30 | 59,30 | 65,20 |