Hinge Bases
–Concave Shaped Type–

CAD Data

RoHS

W Dimension Fixed Type			W, H Dimension Specified Type			M	S	A
H7 Type	H7 Type with Tap	Oil Free Type	H7 Type	H7 Type with Tap	Oil Free Type			(H7 Type with Tap only)
HKPB	HKPBT	HKPBM	HGBPB	HGBPBT	HGBPBM	1.1191/ C45E (Ck45)	Black Oxide	Set Screws 2pcs. (1.4301/X5CrNi18-10)
HKPM	HKPMT	HKPMM	HGBPM	HGBPMT	HGBPMM		Electroless Nickel Plating	
HKPS	HKPST	HKPSM	HGBPS	HGBPST	HGBPSM	1.4301/X5CrNi18-10	–	

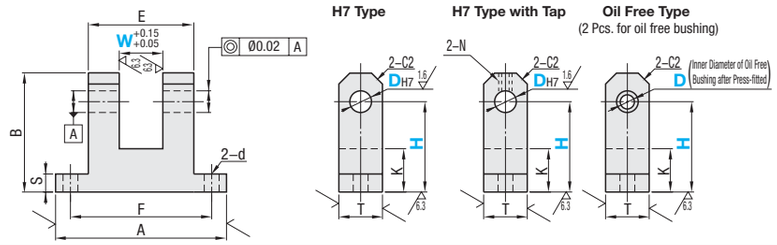

■W Dimension Fixed Type

Part Number Type	D	H7 Type D Tolerance	Oil Free Type D Tolerance (Reference)	H 1mm Increment	W	A	F	B	E	K	S	T	d	N	Oil Free Type Bushings
(H7 Type) HKPB HKPM HKPS	2	+0.01 0	–	15~20	4	25	18	H+3	10	10	5	6	3.5	–	–
	3			20~25	6	32	24	H+5	15			9	4.5	M3	LFZB 4–5
	4	+0.012 0	+0.062 0		8	38	29		20						
	5		+0.065 0	25~30		50	41	H+6	25	12		12		M4	LFZB 5–6
	6				10	65	52	H+8	32						LFZB 6–10
(H7 Type with Tap) HKPBT HKPMT HKPST	8	+0.015 0	+0.068 0	30~40		75	62	H+10	38	14	10	16	5.5		LFZB 8–12
	10				12				50			19			LFZB10–15
	12	+0.018 0	–											M5	LFZB12–15
	13														–
(Oil Free Type) HKPBM HKPMM HKPSM	14			35~45			63	H+12		15	15	22	6.5		–
	15				16										–
	16														–
	20	+0.021 0		40~50	20	100	82	H+14	65	18		25	9	M6	–
	25				30			H+17				30			–

For detailed hinge pin dimension, refer to P.672.

■HGBPBM, HGBPMM, HGBPSM
Oil Free Bushing (Refer to P.314)

D	W	Part Number	Qty.
4	6	LFZB 4–4	2
	8	LFZB 4–5	2
	9	LFZB 4–5	2
5	6	LFZB 5–8	2
	8	LFZB 5–6	2
	9	LFZB 5–6	2
	10	LFZB 5–6	2
6	6	LFZB 6–12	2
	8	LFZB 6–10	2
	9	LFZB 6–10	2
	10	LFZB 6–10	2
	12	LFZB 6–8	2
8	8	LFZB 8–12	2
	9	LFZB 8–12	2
	10	LFZB 8–12	2
	12	LFZB 8–12	2
	15	LFZB 8–10	2
	20	LFZB 8–8	2
10	15	LFZB10–15	2
	20	LFZB10–12	2
	24	LFZB10–12	2
	30	LFZB10–8	2
12	15	LFZB12–15	2
	20	LFZB12–12	2
	24	LFZB12–12	2
	30	LFZB12–8	2

■W,H Dimension Specified Type (for Oil Free Type, H dimension is fixed)

Part Number Type	D	H7 Type D Tolerance	Oil Free Type D Tolerance (Reference)	H7 Type / H7 Type with Tap W 1mm Increment	H7 Type / H7 Type with Tap H 5mm Increment	Oil Free Type W Selection	Oil Free Type H Fixed	A	F	B	E	K	S	T	d	N
(H7 Type) HGBPB HGBPM HGBPS	2	+0.01 0	–	3~5	15~20	–	–	25	18	H+3	10	10	5	6	3.5	–
	3			3~9	20~25			32	24	H+5	15			9	4.5	M3
	4	+0.012 0	+0.062 0	4~12		6 8 9	20	38	29		20					
	5		+0.065 0	5~15	25~30	6 8 9 10	25	50	41	H+6	25	12		12		M4
	6			6~18		6 8 9 10 12				H+8	32					
(H7 Type with Tap) HGBPBT HGBPMT HGBPST	8	+0.015 0	+0.068 0	8~24	30~40	8 9 10 12 15 20	30	65	52		38	14	10	16	5.5	
	10			10~30		15 20 24 30		75	62	H+10	50			19		
	12			12~30		15 20 24 30										M5
	13	+0.018 0	–	13~30		–	–									
	14			14~30	35~45				63	H+12		15	15	22	6.5	
(Oil Free Type) HGBPBM HGBPMM HGBPSM	15			15~30												
	16			16~30												
	20	+0.021 0		20~30	40~50			100	82	H+14	65	18		25	9	M6
	25			25~35						H+17				30		

For detailed hinge pin dimension, refer to P.672. For H7 type with tap, (E – W)/2≥N + 2 is required.

Order Example

Part Number	–	W	–	H
HKPM12			–	H35
HGBPB8	–	W12	–	H35
HGBPBM8	–	W10		

Days to Ship

• W Dimension Fixed Type (H7 Type, H7 Type with Tap): **8 Days**

• W Dimension Fixed Type (Oil Free Type)
• W, H Dimension Specified Type: **10 Days**

Express B 5,00 EUR/ piece P.92

An Express Charge of 13,50 EUR for 3 or more identical pieces.

Price

■Volume Discount P.92

Quantity	1~4	5~9	10~19	20~25
Rate	Price List	5%	10%	15%

For orders larger than indicated values, please request for quotation.

Unit Price Qty. 1~4

D	W Dimension Fixed Type: H7 Type HKPB	HKPM	HKPS	H7 Type with Tap HKPBT	HKPMT	HKPST	Oil Free Type HKPBM	HKPMM	HKPSM	W, H Dimension Specified Type: H7 Type HGBPB	HGBPM	HGBPS	H7 Type with Tap HGBPBT	HGBPMT	HGBPST	Oil Free Type HGBPBM	HGBPMM	HGBPSM
2	22,80	25,20	33,10	–	–	–	–	–	–	24,70	27,30	35,80	–	–	–	–	–	–
3	22,80	25,20	33,10	28,60	31,10	38,90	–	–	–	24,70	27,30	35,80	31,70	33,90	41,40	–	–	–
4	23,80	26,10	33,80	29,50	31,90	39,70	26,30	28,90	37,50	25,70	28,20	36,60	32,50	34,70	42,00	28,10	31,00	40,10
5	24,60	27,10	35,60	30,30	32,90	41,40	27,20	30,00	39,40	26,60	29,30	38,50	33,30	35,60	43,70	29,20	32,00	42,20
6	24,60	27,10	35,60	30,30	32,90	41,40	27,20	30,00	39,40	26,60	29,30	38,50	33,30	35,60	43,70	29,20	32,00	42,20
8	27,10	30,00	39,90	32,90	35,70	45,60	30,20	33,20	44,20	29,30	32,40	43,10	35,70	38,30	47,70	32,20	35,50	47,30
10	28,10	31,00	40,60	33,90	36,80	46,40	31,10	34,30	45,00	30,40	33,50	43,90	36,60	39,30	48,40	33,30	36,70	48,20
12	31,60	34,70	45,80	37,40	40,60	51,60	35,00	38,60	50,70	34,20	37,60	49,50	40,00	42,90	53,30	37,40	41,30	54,20
13	31,60	34,70	45,80	37,40	40,60	51,60	–	–	–	34,20	37,60	49,50	40,00	42,90	53,30	–	–	–
14	34,20	37,70	49,60	40,10	43,50	55,40	–	–	–	39,90	43,90	57,80	41,30	43,70	59,30	–	–	–
15	36,90	40,60	53,50	42,70	46,40	59,20	–	–	–	39,90	43,90	57,80	44,90	48,40	60,50	–	–	–
16	36,90	40,60	53,50	42,70	46,40	59,20	–	–	–	39,90	43,90	57,80	44,90	48,40	60,50	–	–	–
20	43,90	48,20	63,50	49,80	54,10	69,40	–	–	–	47,50	52,20	68,80	51,60	55,60	70,00	–	–	–
25	49,20	54,10	71,20	55,00	59,90	77,00	–	–	–	48,10	56,70	69,90	66,40	77,70	90,00	–	–	–

Hinge Bases
–Concave U-Shaped Type–

CAD Data

RoHS



W Dimension Fixed Type				W, H Dimension Specified Type				M	S	A
H7 Type	H7 Type with Tap	Oil Free Type	Key Grooves Type	H7 Type	H7 Type with Tap	Oil Free Type	Key Grooves Type			H7 Type with Tap / Key Grooves Type
HKUB	HKUBT	HKUBM	HKUBK	HGBUB	HGBUBT	HGBUBM	HGBUBK	1.1191/ C45E (Ck45)	Black Oxide	Set Screws 2 pcs. (1.4301/ X5CrNi18-10) / Hexagon Socket Head Cap Screw 2 Pcs. (1.4301/X5CrNi18-10)
HKUM	HKUMT	HKUMM	HKUMK	HGBUM	HGBUMT	HGBUMM	HGBUMK		Electroless Nickel Plating	Key Plates / Hexagon Socket Head Cap Screw 2 Pcs. (1.4301/X5CrNi18-10) / Key Plates (1.4301/X5CrNi18-10-CP)
HKUS	HKUST	HKUSM	HKUSK	HGBUS	HGBUST	HGBUSM	HGBUSK	1.4301/X5CrNi18-10	–	

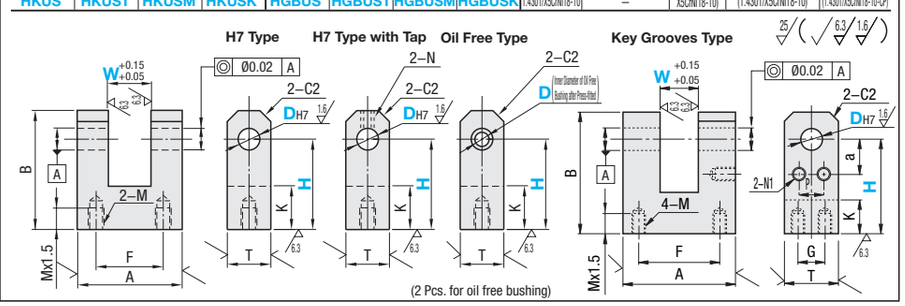

■W Dimension Fixed Type

Part Number Type	D	H7 Type D Tolerance	Oil Free Type D Tolerance (Reference)	H 1mm Increment	W	A	F	B	K	T: H7 Type / H7 Type with Tap / Oil Free Type	T: Key Grooves	G	M (Coarse)	N	N1	P	a	Oil Free Type Bushings
(H7 Type) (Oil Free Type) HKUB HKUBM HKUM HKUMM HKUS HKUSM	2	+0.01 0	–	15~20	4	13	7	H+3	10	6	–	–	M3	–	–	–	–	–
	3			20~25	6	16	8	H+5		9				M3				
	4	+0.012 0	+0.062 0		8	19	11											LFZB 4–4
	5		+0.065 0	25~30		25	16	H+6	12	12			M4					LFZB 5–6
	6				10	32	20	H+8										LFZB 6–10
(H7 Type with Tap) (Key Grooves Type) HKUBT HKUBK HKUMT HKUMK HKUST HKUSK	8	+0.015 0	+0.068 0	30~40		38	26		14	16								LFZB 8–12
	10					50	38	H+10			25	14	M5					LFZB10–15
	12	+0.018 0	–		12					19	30	16						LFZB12–15
	13										–	–						–
	14			35~45			36	H+12	15	22								–
	15				16								M6					–
	16										32	18						–
	20	+0.021 0		40~50	20	65	47	H+14	18	25	38	20	M8					–
	25				30			H+17		30	–	–						–

For detailed hinge pin dimension, refer to P.672.

■Key Grooves Type
Attached Key (Refer to P.680)

D	Type HKUBK	HKUMK, HKUSK
10	WHPK4	WSHPK4
12	WHPK4	WSHPK4
16	WHPK6	WSHPK6
20	WHPK6	WSHPK6

■HGBUBM, HGBUMM, HGBUSM
Oil Free Bushing (Refer to P.314)

D	W	Part Number	Qty.
4	8	LFZB 4–5	2
	9	LFZB 4–4	2
5	9	LFZB 5–6	2
	10	LFZB 5–6	2
	12	LFZB 5–5	2
6	10	LFZB 6–10	2
	12	LFZB 6–8	2
	15	LFZB 6–6	2
8	15	LFZB 8–10	2
	16	LFZB 8–10	2
10	15	LFZB10–15	2
	16	LFZB10–15	2
	18	LFZB10–15	2
12	15	LFZB12–15	2
	16	LFZB12–15	2
	20	LFZB12–12	2

■W, H Dimension Specified Type (for Oil Free Type, H dimension is fixed)

For Key Grooves Type, N1 pilot hole for tapping may go through depending on W Dimension.

Part Number Type	D	H7 Type D Tolerance	Oil Free Type D Tolerance (Reference)	H7 Type / H7 Type with Tap / Key Grooves Type W 1mm Increment	H7 Type / H7 Type with Tap / Key Grooves Type H 5mm Increment	Oil Free Type W Selection	Oil Free Type H Fixed	A	F	B	K	T: H7 Type / H7 Type with Tap / Oil Free Type	T: Key Grooves	G	M (Coarse)	N	N1	P	a
(H7 Type) (Oil Free Type) HGBUB HGBUBM HGBUM HGBUMM HGBUS HGBUSM	2	+0.01 0	–	3~ 5	15~20	–	–	13	7	H+3	10	6	–	–	M3	–	–	–	–
	3			3~ 9	20~25			16	8	H+5		9				M3			
	4	+0.012 0	+0.062 0	4~12		8 9	20	19	11						M4				
	5		+0.065 0	5~15	25~30	9 10 12	25	25	16	H+6	12	12							
	6			6~18		10 12 15		32	20	H+8									
(H7 Type with Tap) (Key Grooves Type) HGBUBT HGBUBK HGBUMT HGBUMK HGBUST HGBUSK (For Key Grooves Types, * marks only.)	8	+0.015 0	+0.068 0	8~24	30~40	15 16	30	38	26		14	16							
	*10			10~30		15 16 18		50	38	H+10			25	14	M5				
	*12			12~30		15 16 20						19	30	16					
	13	+0.018 0	–	13~30		–	–												
	14			14~30	35~45				36	H+12	15	22							
	*15			15~30											M6				
	*16			16~30									32	18					
	*20	+0.021 0		20~30	40~50			65	47	H+14	18	25	38	20	M8	M6	M6 Depth 9 / M6 Depth 9	18	15.5 / 17.5
	25			25~35						H+17		30	–	–					

For detailed hinge pin dimension, refer to P.672. For H7 type with tap, (A – W)/2≥N + 2 is required.

Order Example

Part Number	–	W	–	H
HKUB6			–	H28
HGBUB8	–	W8	–	H30
HGBUBM6	–	W10		

Days to Ship

• W Dimension Fixed Type (H7 Type, H7 Type with Tap, Key Grooves Type): **8 Days**

• W Dimension Fixed Type (Oil Free Type)
• W, H Dimension Specified Type: **10 Days**

Express B 5,00 EUR/ piece P.92

An Express Charge of 13,50 EUR for 3 or more identical pieces.

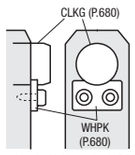

This can be combined with hinge pins in P.680.

Price

■Volume Discount P.92

Quantity	1~4	5~9	10~19	20~25
Rate	Price List	5%	10%	15%

For orders larger than indicated values, please request for quotation.

Unit Price Qty. 1~4

D	W Dimension Fixed Type: H7 Type HKUB	HKUM	HKUS	H7 Type with Tap HKUBT	HKUMT	HKUST	Oil Free Type HKUBM	HKUMM	HKUSM	Key Grooves Type HKUBK	HKUMK	HKUSK	W, H Dimension Specified Type: H7 Type HGBUB	HGBUM	HGBUS	H7 Type with Tap HGBUBT	HGBUMT	HGBUST	Oil Free Type HGBUBM	HGBUMM	HGBUSM	Key Grooves Type HGBUBK	HGBUMK	HGBUSK
2	19,30	20,90	28,00	–	–	–	–	–	–	–	–	–	18,90	20,80	27,50	–	–	–	–	–	–	–	–	–
3	19,30	20,90	28,00	25,00	26,70	33,80	–	–	–	–	–	–	18,90	20,80	27,50	26,60	28,30	34,80	–	–	–	–	–	–
4	19,30	20,90	28,00	25,00	26,70	33,80	21,40	23,20	31,00	–	–	–	20,80	22,60	30,20	28,30	29,80	37,30	22,90	24,80	33,10	–	–	–
5	21,10	22,70	30,40	26,90	28,40	36,30	23,30	25,70	33,80	–	–	–	22,80	25,10	32,90	30,00	32,00	39,60	25,00	27,50	36,10	–	–	–
6	21,10	22,70	30,40	26,90	28,40	36,30	23,30	25,70	33,80	–	–	–	22,80	25,10	32,90	30,00	32,00	39,60	25,00	27,50	36,10	–	–	–
8	22,80	25,20	33,10	28,60	31,10	38,90	25,30	27,90	36,60	–	–	–	24,70	27,30	35,80	32,40	34,70	42,10	27,00	29,90	39,20	–	–	–
10	24,60	27,10	35,60	30,30	32,90	41,40	27,20	30,00	39,40	35,20	39,80	48,30	26,60	29,30	38,50	34,00	36,40	44,50	29,20	32,00	42,20	42,20	46,70	60,50
12	26,30	29,00	38,10	32,10	34,70	43,90	29,20	32,00	42,20	36,90	41,70	50,90	28,40	31,30	41,20	35,60	38,20	46,80	31,10	34,40	45,20	44,30	49,10	64,40
13	26,30	29,00	38,10	32,10	34,70	43,90	–	–	–	–	–	–	28,40	31,30	41,20	35,60	38,20	46,80	–	–	–	–	–	–
14	27,20	30,00	39,30	33,00	35,70	45,20	–	–	–	–	–	–	30,40	33,50	43,90	37,00	39,50	48,40	–	–	–	–	–	–
15	28,10	31,00	40,60	33,90	36,80	46,40	–	–	–	–	–	–	30,40	33,50	43,90	37,70	40,30	49,40	–	–	–	–	–	–
16	28,10	31,00	40,60	33,90	36,80	46,40	–	–	–	39,40	44,90	54,50	30,40	33,50	43,90	37,70	40,30	49,40	–	–	–	47,30	52,30	94,70
20	33,30	36,70	48,20	39,10	42,50	54,00	–	–	–	44,60	50,70	62,20	36,00	39,70	52,20	42,60	45,70	56,60	–	–	–	54,90	60,80	107,10
25	37,30	41,10	54,10	43,10	46,90	59,90	–	–	–	–	–	–	54,60	59,70	77,00	56,90	61,30	83,00	–	–	–	–	–	–