Shaft Collar Split

2-Hole / 2-Tapped (Coarse)

Shaft Collar Wedge Type

Mechanism and Clamping Force Data / Wedge Type Lineup and Advantages

Features: Post assembly cpllar installation makes maintenance easier compared tp Set Screw Type (**P.279**) and Clamp Type (**P.281**).

2-Hole
2-Tapped (Coarse) Type

RoHS10

Type 2-Hole	Type 2-Tapped	M Material	S Surface Treatment	A Accessory (Hex Socket Head Cap Screw 2 pcs.)
SCSPK	SCSPT	EN 1.1191 Equiv.	Black Oxide Coating	M EN 1.7220 Equiv.
PSCSPK	PSCSPT		Electroless Nickel Plating	M EN 1.4301 Equiv.
SSCSPK	SSCSPT	EN 1.4301 Equiv.	-	

2-Hole **2-Tapped (Coarse)**

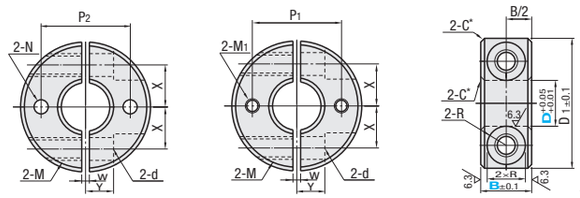

***D6 ~D25**: C0.5
D30~D50: C1

Part Number Type	D	B Selection	D_1	M (Coarse)	d	R	W	X	Y	N Through Hole	P_2	2-Hole Unit Price SCSPK	PSCSPK	SSCSPK	M_1 (Coarse)	P_1	2-Tapped Unit Price SCSPT	PSCSPT	SSCSPT
(2-Hole) SCSPK PSCSPK SSCSPK (2-Tapped) SCSPT PSCSPT SSCSPT	6	8	20	M3	3.4	3	1	6	4	3.5	13				-	-	-	-	-
		10		M4	4.5	3.75											-	-	-
	8	8	25	M3	3.4	3		8	5	4.5	16.5		-				-	-	-
		15	30	M6	6.6	6		9			19		-				-	-	-
	10	8		M3	3.4	3				5.5	20				M4	20			
		10		M4	4.5	3.75													
		12		M5	5.5	4.5		10											
		15	35	M6	6.6	6			6		22.5		-					-	
	12	8	30	M3	3.4	3			5		21					22			
		10		M4	4.5	3.75													
		12		M5	5.5	4.5													
		15	35	M6	6.6	6		11	6		23.5								
	13	10	30	M4	4.5	3.75		10	5		21.5			-		24			-
		12	34	M5	5.5	4.5		11			23.5								
		15	35	M6	6.6	6			6		24		-	-				-	-
	15	10	34	M4	4.5	3.75		11.5			24.5					25			
		12	35	M5	5.5	4.5		12			25								
		15	40	M6	6.6	6		13	8		27.5								
	16	10	35	M5	5.5	4.5		12	6		25.5					28			
		12																	
		15	40	M6	6.6	6		13	8		28								
	18	10		M5	5.5	4.5		14	7		29				M5	30			
		12										-					-		
		15	45	M6	6.6	6		15	8		31.5			-					-
	20	10	40	M5	5.5	4.5		14	7		30								
		12																	
		15	45	M6	6.6	6		15	8		32.5								
	25	12		M5	5.5	4.5		17	7	6.6	35					35			
		15	50	M6	6.6	6		18	10		37.5								
		20	55					20			40								
	30	15									42.5				M6	42			
		20	60	M8	9	7		23			45								
	35	15		M6	6.6	6	2		12		47.5					47			
	40	18	70	M8	9	7		26	13	9	55				M8	56			
	50	22	85	M10	11	9	3	32	16	11	67.5					66			

The halves must remain in the same orientation as shipped when in use.

Ordering Example

Part Number	-	B
SCSPK10	-	10

Example

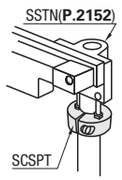

Wedge Mechanism Features

- The screws pull a wedge and the shaft is clamped; this structure requires less force for tightening.
- Good work efficiency; suitable for use in frequent positioning adjustments like width guide applications. The wedge for "Clamp Lever Type" (**P.286**) is made of brass and does not damage shafts.

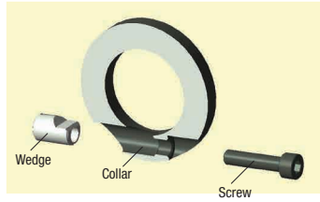

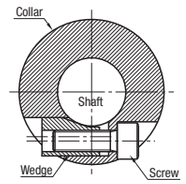

About Tightening Torque of Wedge Type Shaft Collars

Definition of Max. Thrust Load

The shaft collar is tightened to the torque value shown in the chart below, then compressive load is applied with the tester. The compressive load where the shaft begins to move is defined as the Max. Thrust Load.

Nominal	Tightening Torque (N · m) EN 1.1191 Equiv. / EN 1.4301 Equiv.	EN AW-2017 Equiv.
M2.6	0.94	-
M3	1.61	1.61
M4	3.71	3.71
M5	7.54	7.54
M6	12.87	7.54
M8	31.2	12.87
M10	61.75	12.87
M16	267	-

Testing Conditions

1. Shaft : MISUMI Hardened Shaft (SFJ) **P.117**
2. Testing Instrument : Universal Tester
3. Tightening Torque : Select Tightening Torque from the tables on the left depending on the conditions of use.
4. Condition of Antirust Oil : Wiped with a cloth as arrived.

Testing Method

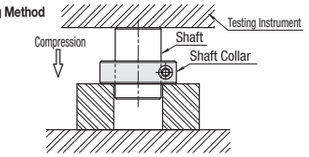

Wedge Type

Dimensions D (I.D.)	B (Width)	M	Max. Thrust Load (kN) SCWM (EN 1.1191 Equiv.) (Black Oxide Coating)	SSCWM (EN 1.4301 Equiv.)	Weight (g) SCWM (EN 1.1191 Equiv.)
10	10	4	1.6	1.2	29
12	10	4	2.2	1.4	35
15	10	4	1.8	1.5	37
16	12	5	3.0	2.3	57
20	12	5	3.5	3.0	69
25	12	5	3.5	3.2	88
30	12	5	3.2	3.2	94
35	15	6	-	3.1	154
40	15	8	-	3.1	243
50	15	8	-	3.1	299

Wedge Type Lineup

- 24 types are offered including 6 shapes, 2 kinds of levers and 3 materials in combination.

Wedge Type 2-Hole / 2-Tapped	Wedge Type 3-Hole / 3-Tapped	Wedge Type with Clamp Lever: Cut Surface Mounting Holes	Wedge Type with Clamp Lever: Side Mounting Holes

Advantages of 2-Hole / 2-Tapped / 3-Hole / 3-Tapped Type

- Unlike the Clamp Type, less limitations in assembly steps.

Wedge Type

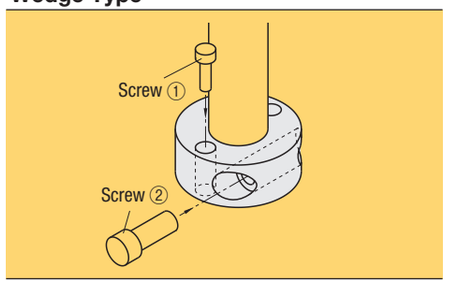

Tightening can be facilitated from both screw ① and screw ② sides!

Clamp Type

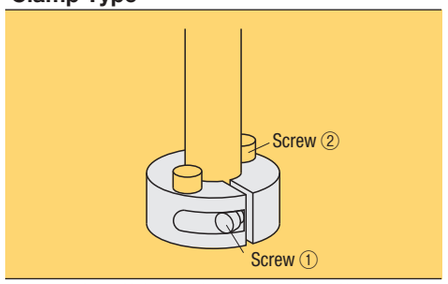

Tightening the Screw ① first , then finally tighten the Screw ②.
Secure clamping of the shaft will become difficult if the screw ② is tightend first.

Advantages of Compact Clamp Lever Type

- Smaller by up to 30% in O.D. and 22% in the width than the Clamp Type with Lever.

Ex. Comparison with Side Slit Type

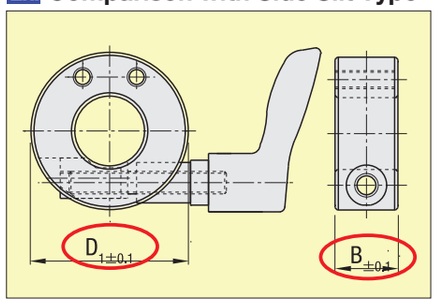

I.D.(D)	O.D.(D1 DIM.) Wedge	O.D.(D1 DIM.) Standard, Clamp	O.D. Comparison	Width (B Dim.) Wedge	Width (B Dim.) Standard, Clamp	Width Comparison
10	28	35	▲20%	14	18	▲22%
12	28	40	▲30%	14	18	
15	32	44	▲27%	14	18	
16	34	44	▲23%	14	18	
20	40	48	▲17%	14	18	
25	45	60	▲25%	14	18	
30	52	70	▲26%	14	18	