Shaft Collar 2-Flats

Standard Clamp / Cut Surface Mount Hole Clamp / Side Mount Hole Clamp / Cut Surface Mount Hole Split

Features: 2-Flats help to save the space. Mount Hole Types enable easy installation of sensor brackets.

Standard Clamp

RoHS10

Cut Surface Mount Hole Clamp

RoHS10

Side Mount Holes Clamp

RoHS10

Type			M Material	S Surface Treatment	A Accessory
Standard	Cut Surface Mounting Holes	Side Mounting Holes			Hex Socket Head Cap Screw 1 pc.
SCSNK	SCKNK	SCJNK	EN 1.1191 Equiv.	Black Oxide Coating	M EN 1.7220 Equiv.
PSCSNK	PSCKNK	PSCJNK		Electroless Nickel Plating	M EN 1.4301 Equiv.
SSCSNK	SSCKNK	SSCJNK	EN 1.4301 Equiv.	-	

25 (6.3)

• Standard

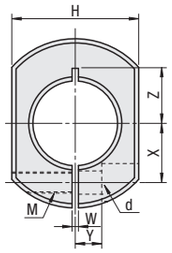

• Cut Surfacea Mount Hole

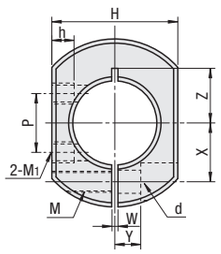

• Side Mount Hole Type

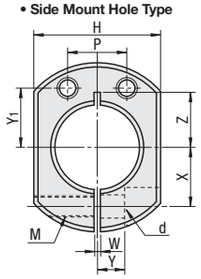

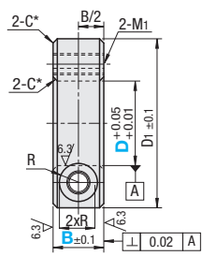

*D6 ~D25: C0.5
D30~D40: C1

Type	M Material	S Surface Treatment	A Accessory
			Hex Socket Head Cap Screw 2 pcs.
SCPKNK	EN 1.1191 Equiv.	Black Oxide Coating	M EN 1.7220 Equiv.
PSCPKNK		Electroless Nickel Plating	M EN 1.4301 Equiv.
SSCPKNK	EN 1.4301 Equiv.	-	

25 (6.3)

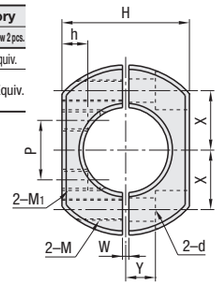

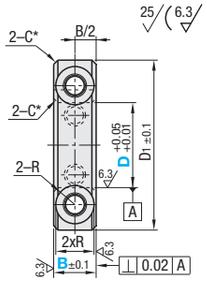

*D10~D25: C0.5
D30: C1

Part Number Type	D	B Selection	D1	H	M (Coarse)	d	R	W	X	Y	Z	h	M1 (Coarse)	Y1	P
Standard SCSNK PSCSNK SSCSNK (D Dimension 6~40)	6	8	20	17	M3	3.4	3	1	6	4	6~6.5	-	-	-	-
		10			M4	4.5	3.75								
	8	8	25	19	M3	3.4	3	1.5	8	5	7~9				
		10			M4	4.5	3.75								
Cut Surface Mount Hole SCKNK PSCKNK SSCKNK (D Dimension 10~40)	10	8	30	22	M3	3.4	3		9		8~10	6.4	M4	10	10
		*10			M4	4.5	3.75								
	12	*10							10		9~10	5.8			10
		12			M5	5.5	4.5					-	-	-	-
Side Mount Hole Type SCJNK PSCJNK SSCJNK (D Dimension 10~40)	15	*10	34	24	M4	4.5	3.75		11.5	6	10~11	5.6	M4	12	12
		12	35		M5	5.5	4.5		12		11~13	-	-	-	-
	16	*10									11~12	4.8	M5	12	12
		12										-	-	-	-
Cut Surface Mount Hole, Split SCPKNK PSCPKNK SSCPKNK (D Dimension 10~30)	20	*10	40	30					14	7	13	6	M5	14	14
		12										-	-	-	-
		15	45		M6	6.6	6		15	8	13~15				
Cut Surface Mount Hole Type, Side Mount Hole Type and Cut Surface Mount Hole Split Type are available for * marked B dimension only.	25	12		36	M5	5.5	4.5		17	7	16				
		*15	50		M6	6.6	6		18	10	16~18	6.7	M5	16	16
	30	*15	55	41					20		18~20	7.2	M6	20	20
	35	15	60	46				2	23	12	21	-	-	-	-
	40	*18	70	53	M8	9	7		26	13	23	9	M8	26	26

Part Number Type	D	Unit Price SCSNK	PSCSNK	SSCSNK	SCKNK SCJNK	PSCKNK PSCJNK	SSCKNK SSCJNK	SCPKNK	PSCPKNK	SSCPKNK
SCSNK PSCSNK SSCSNK	6				-	-	-	-	-	-
	10			-	-	-	-	-	-	-
	8				-	-	-	-	-	-
	10				-	-	-	-	-	-
SCKNK PSCKNK SSCKNK	10				-	-	-	-	-	-
	*10									
	*10									
	12				-	-	-	-	-	-
SCJNK PSCJNK SSCJNK	*10									
	12				-	-	-	-	-	-
	*10									-
	12				-	-	-	-	-	-
SCPKNK PSCPKNK SSCPKNK	*10									
	12				-	-	-	-	-	-
	15				-	-	-	-	-	-
	12				-	-	-	-	-	-
	*15									
	*15									
	15				-	-	-	-	-	-
	*18									-

P dimension of Cut Surface Mount Hole Type with D10 is 8. The halves must remain in the same orientation as shipped when in use.
M1 effective thread depth is 7mm (pilot hole through) for D10~16, 9mm (pilot hole through) for D20 of Cut Surface Mount Hole Type. Others are through screw holes.

Ordering Example

Part Number	-	B
SCKNK15	-	10
SCPKNK15	-	10

Example

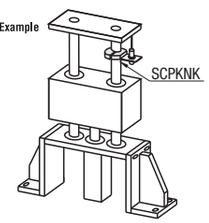

Shaft Collar Hinged / One-Touch

Hinged / One-Touch Standard / One-Touch Mount Hole

Features: Compared with conventional shaft collars, hinged structure enables easy fitting and removal in limited work space.
Washer fitted onto hex socket head cap screw reduces the chances of the screw falling out when the collar is removed from the shaft.

Hinged

RoHS10

Type	Main Body M Material	Main Body S Surface Treatment	Hinge M Material	Spring Pins M Material	Spring Pins H Hardness	Hex Socket Head Cap Screw 1 pc. M Material	Washer M Material
SCSH	EN 1.1191 Equiv.	Black Oxide Coating	EN 1.4301 Equiv.	EN 1.4031 Equiv.	HRC42~48	EN 1.7220 Equiv.	Nylon Washer (1 pc.)
PSCSH	EN 1.1191 Equiv.	Electroless Nickel Plating				EN 1.4301 Equiv.	
SSCSH	EN 1.4301 Equiv.	-					

Hinge
Spring Pins
Material
Spring Stainless Steel JIS-SSPSR(P.264)

25 (6.3)

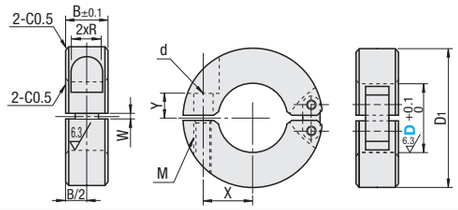



Part Number Type	D	B	D1	M (Coarse)	d	R	W	X	Y	Hex Socket Head Cap Screw M x Length	Unit Price SCSH	PSCSH	SSCSH
SCSH PSCSH SSCSH	10	10	30	M4	5	3.75	1.5	9	5	M4x8			
	12							10					
	15	12	35	M5	6	4.5		12	6	M5x10			
	16												
	20		40		7			14	7	M5x12			
	25	15	50	M6		6		18	10	M6x16			
	30		55					20					

Example

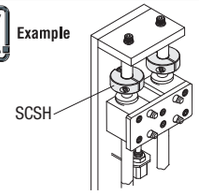

One-Touch Type

RoHS10

Type	M Material	S Surface Treatment	A Accessory
			Hex Socket Head Cap Screw 1 pc.
WSC	Aluminum Alloy 2000 series	Clear Anodize	EN 1.4301 Equiv.
WSCM			
WSCB	EN AW-2017 Equiv.	Black Anodize	

* Lever: Material EN 1.1191 Equiv. / Surface Treatment 45HRC~TufftrideR
Spring: Material JIS-SWP-A
Tapped holes are not anodized.

Standard

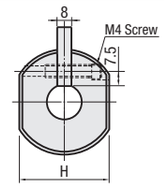

Mount Hole Type

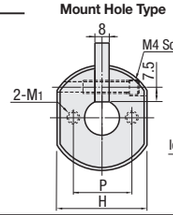

Lever Operating Direction

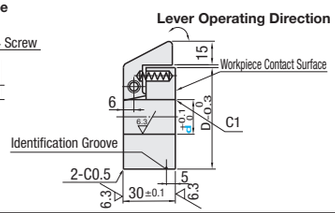

Part Number Type	d	D	H	P	M1x Depth	Unit Price WSC	WSCB	WSCM
(Standard) WSC WSCB	10	50	40	25	M4x8		-	
	12	52	42	27				
	15	55	45	30			-	
	16	56	46	31				
	20	60	50	35	M5x10			
(Mount Hole) WSCM	22	62	52	37				
	25	65	55	40				
	25.4	65.4	55.4	40.4				
	30	70	60	45	M6x12			

Features

- The lever pressed by the spring gives consistent pressure on the shaft.
- Shaft collar can be easily removed by moving the lever down with a finger.
- Shafts do not require any flat alterations to secure the collar as in the case with Set Screws and can be clamped without damage.
- Working time can be reduced for frequent collar mounting and/or removal.
- Suitable for use in holding spools of material such as paper, film, metal foil, etc., and for uses in applications where there is no load on the collars.

Example

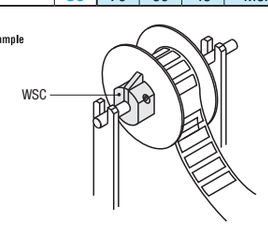

<WSC/WSCB/WSCM>

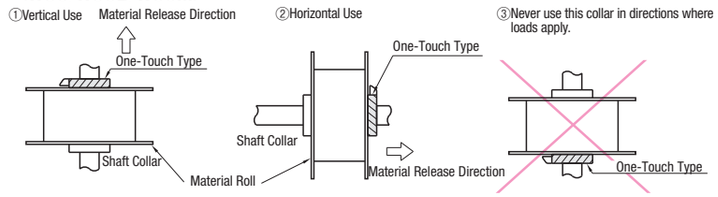

Ordering Example

Part Number
SCSH10
WSCB16