Oil Free Bushings

Polyacetal Resin / PTFE Resin

Features: Conforms to Food Sanitation Law. The bulk-purchase is a better deal.

Straight / Flanged (Polyacetal Resin)

RoHS10

JZB (Straight)

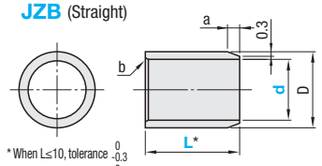

JZF (Flanged)

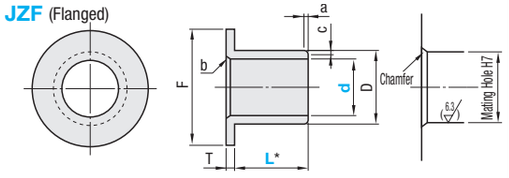

* When L≤10, tolerance $^{0}_{-0.3}$

When L≥12, tolerance $^{0}_{-0.5}$

Press fitting is recommended to affix bushings.

M Material: Polyacetal Resin
Lubricating Oil and Special Filler Added Allowable Temperature: -40 ~ 80°C

Part Number Type	d (Tolerance after press fitting)		L	D		F	T		Chamfer a	Chamfer b	Chamfer c	*1 Housing Dia. Ref. Dim.	*1 Housing Dia. Tolerance (H7)	*1 Shaft Diameter Ref. Dim.	*1 Shaft Diameter Tolerance (H7)
Straight JZB / Flanged JZF	3	+0.080 +0.030	3 4 5	5	+0.107	8	1	0 -0.10	1*	C0.3	0.3	5	+0.012 0	3	-0.010 -0.018
	4	+0.095 +0.045	3 4 5 6	6	+0.032	9						6		4	0 -0.012
	5		3 4 5 6 *8	7	+0.157 +0.045	10						7	+0.015 0	5	
	6		(3) *4 5 6 8 10	8		12						8		6	
	8		5 6 8 10 12 15	10		15			1	R0.4		10		8	0 -0.015
	10		6 8 10 12 15 20	12		18						12		10	
	12	+0.120 +0.060	8 10 12 15 20	14	+0.193	20						14	+0.018 0	12	0 -0.018
	15		10 12 15 20 25	17	+0.058	23						17		15	
	16		10 12 15 20 25	18		24						18		16	
	18		12 15 20 25 30	20	+0.221	26						20		18	
	20	+0.145	(12) 15 20 25 30	23	+0.071	31	1.5	0 -0.15				23	+0.021 0	20	0 -0.021
	22	+0.075	20 30	25	+0.231	33						25		22	
	25	+0.170	20 25 30	28	+0.081	36						28		25	
	30	+0.090	20 25 30 40	34	+0.290	42	2					34	+0.025 0	30	
	35	+0.215	25 30 40	39	+0.095	49						39		35	0 -0.025
	40	+0.115	30 40 50	44	+0.340 +0.115	54			2	R0.6	0.5	44		40	
	50	+0.235 +0.135	30 40 50	55	+0.430 +0.130	65	2.5			R0.8		55		50	

* When selecting 3-3, 3-4, 4-3, 4-4, 4-6, 5-3, 5-4, 6-4 and 6-5 of Straight Type, a=0.5. d tolerance is the value after press fitting into ring gauge of d±0.002. *1 Housing diameters and shaft diameters listed here are recommended dimensions.
* marked L dimension is applicable to JZB only. L dimension in ( ) is applicable to JZF only. I.D. Tolerance is guaranteed value after press fit.

Part Number Type	d	L3	L4	L5	L6	L8	L10	L12	L15	L20	L25	L30	L40	L50
JZB	3				-	-	-	-	-	-	-	-	-	-
	4					-	-	-	-	-	-	-	-	-
	5						-	-	-	-	-	-	-	-
	6	-						-	-	-	-	-	-	-
	8	-	-							-	-	-	-	-
	10	-	-	-							-	-	-	-
	12	-	-	-	-							-	-	-
	15	-	-	-	-	-							-	-
	16	-	-	-	-	-							-	-
	18	-	-	-	-	-	-							-
	20	-	-	-	-	-	-	-						-
	22	-	-	-	-	-	-	-	-		-			-
	25	-	-	-	-	-	-	-	-					-
	30	-	-	-	-	-	-	-	-	-				
	35	-	-	-	-	-	-	-	-	-	-			
	40	-	-	-	-	-	-	-	-	-	-	-		
	50	-	-	-	-	-	-	-	-	-	-	-	-	

Part Number Type	d	L3	L4	L5	L6	L8	L10	L12	L15	L20	L25	L30	L40	L50
JZF	3				-	-	-	-	-	-	-	-	-	-
	4					-	-	-	-	-	-	-	-	-
	5					-	-	-	-	-	-	-	-	-
	6		-					-	-	-	-	-	-	-
	8	-	-							-	-	-	-	-
	10	-	-	-							-	-	-	-
	12	-	-	-	-						-	-	-	-
	15	-	-	-	-	-						-	-	-
	16	-	-	-	-	-						-	-	-
	18	-	-	-	-	-	-						-	-
	20	-	-	-	-	-	-						-	-
	22	-	-	-	-	-	-	-	-		-		-	-
	25	-	-	-	-	-	-	-	-				-	-
	30	-	-	-	-	-	-	-	-	-				-
	35	-	-	-	-	-	-	-	-	-	-			-
	40	-	-	-	-	-	-	-	-	-	-	-		
	50	-	-	-	-	-	-	-	-	-	-	-	-	

Features: Conforms to Food Sanitation Law and excels in chemical resistance.

Straight / Flanged (PTFE)

RoHS10

TFZB (Straight)

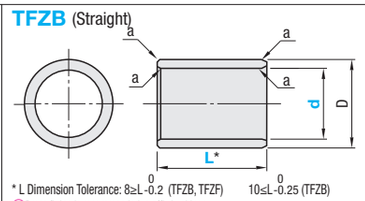

TFZF (Flanged)

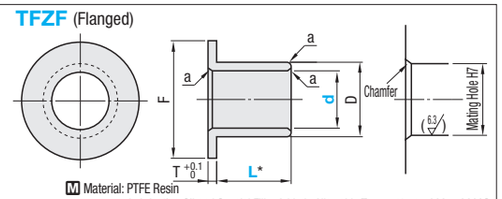

* L Dimension Tolerance: 8≥L-0.2 (TFZB, TFZF)

Press fitting is recommended to affix bushings.

M Material: PTFE Resin
Lubricating Oil and Special Filler Added Allowable Temperature: -200 ~ 200°C

Part Number Type	d (Tolerance before press fitting)		L	D		* Housing Dia. Ref. Dim.	* Housing Dia. Tolerance (H7)	I.D. after press fitting Tolerance (Ref. Value)	* Shaft Diameter Ref. Dim.	* Shaft Diameter Tolerance (g6)	F	T	Chamfer a
Straight TFZB / Flanged TFZF	3	+0.179 +0.129	3 5	6	+0.090 +0.040	6	+0.015 0	+0.122 +0.072	3	-0.004 -0.012	9	1.5	C0.3
	4		3 5 8	7		7			4				
	5		5 8 10	8		8			5		11		
	6	+0.188 +0.137	5 8 10	9		9		+0.126 +0.076	6		12		
	8	+0.197 +0.147	8 10 12 15	12	+0.100 +0.050	12	+0.018 0	+0.131 +0.081	8	-0.005 -0.014	16	2	C0.5
	10	+0.210 +0.160	8 10 12 15	14		14		+0.144 +0.094	10		18		
	12	+0.212 +0.162	10 12 15 20	16		16		+0.146 +0.096	12	-0.006 -0.017	20		
	16	+0.239 +0.189	12 15 20 25	22		22	+0.021 0	+0.176 +0.109	16		28	3	
	20	+0.303 +0.183	15 20 25 30	26	+0.110 +0.060	26		+0.259 +0.109	20	-0.007 -0.020	32		C0.8

Dimension tolerance is measured at +25°C. d tolerance is the value before press fitting into housing. * Housing diameters and shaft diameters listed here are recommended dimensions.

Part Number Type	d	L3	L5	L8	L10	L12	L15	L20	L25	L30
TFZB	3			-	-	-	-	-	-	-
	4				-	-	-	-	-	-
	5	-				-	-	-	-	-
	6	-				-	-	-	-	-
	8	-	-					-	-	-
	10	-	-					-	-	-
	12	-	-	-					-	-
	16	-	-	-	-					-
	20	-	-	-	-	-				

Part Number Type	d	L3	L5	L8	L10	L12	L15	L20	L25	L30
TFZF	3			-	-	-	-	-	-	-
	4				-	-	-	-	-	-
	5	-				-	-	-	-	-
	6	-				-	-	-	-	-
	8	-	-						-	-
	10	-	-						-	-
	12	-	-	-						-
	16	-	-	-	-					-
	20	-	-	-	-	-				

Ordering Example

Part Number	-	L
JZB10	-	12
TFZF12	-	15

Oil Free Resin Washers / Oil Free Bushing Housing Units -Flanged / Housing Units - Blocks

Built-In Polyacetal Bushings

Features: Supports a thrust load. The bulk-purchase is a better deal.

Oil Free Resin Washers

RoHS10

JZW

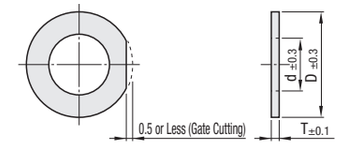

M Material: Polyacetal Resin Lubricant and Special Filler Added Allowable Temperature: -40 ~ 80°C

Part Number Type	No.	T	d	D	Unit Price
JZW	8	1.5	8.5	17	
	10	2	10.5	24	
	12		12.5	28	
	17		17	30	
	21		21	37	
	23		23	39	

Features: Suitable for vertical use. Reduces the time of manufacturing and assembling the housing.

Oil Free Bushing Housing Units - Flanged

RoHS10

Type: Round Flange	Type: Compact Flange	Housing: M Material	Housing: S Surface Treatment	Bushing: M Material	
JFMA	JFRA	Aluminum Alloy	Clear Anodize	Polyacetal Resin	JZB

6.3 (1.6)

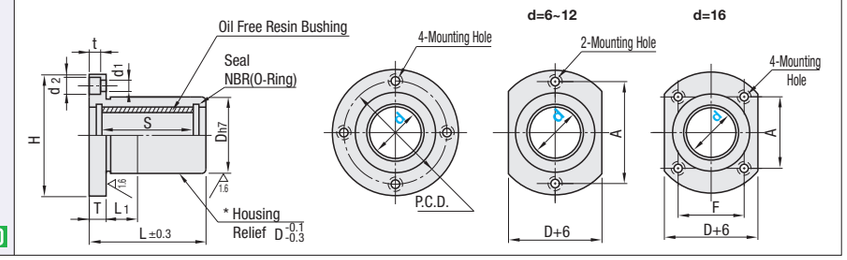

Part Number Type	d	Tolerance	Dh7	Tolerance	L	L1	S	H	T	d1	d2	t	P.C.D.	F	A	Unit Price JFMA	Unit Price JFRA
JFMA JFRA	6	+0.095 +0.045	12	0 -0.018	19	5	13	28	5	3.5	6	3.1	20	-	20		
	8	+0.120 +0.060	15		24		18	32					24		24		
	10		19	0 -0.021	29		21	40	6	4.5	7.5	4.1	29		29		
	12		21		30	10	21.6	42					32		32		
	16		28		37		26.6	48					38	22	31		

Flanged Height-Adjusting Spacers are selectable from P. 330.

Features: Best suitable for horizontal use. Reduces the time of manufacturing and assembling the housing.

Oil Free Bushing Housing Units - Blocks

RoHS10

Type	Housing: M Material	Housing: S Surface Treatment	Bushing: M Material	
JFBA	Aluminum Alloy	Clear Anodize	Polyacetal Resin	JZB

6.3 (25)

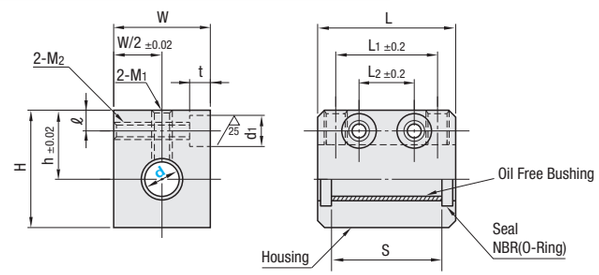

Part Number Type	d	Tolerance	h	W	H	L	L1	L2	S	ℓ	M1	M2	d1xt	Unit Price
JFBA	6	+0.095 +0.045	14	16	22	27	18	9	21	5	M4	M4	6x5 (for M3 Screws)	
	8	+0.120 +0.060	16	20	26	32	20	10	26		M5			
	10		19	26	32	39	27	15	31	6	M6	M5	8x6 (for M4 Screws)	
	12		20	28	34	40			31.6					
	16		27	36	49	47	32	18	36.6	7		M6	9x7 (for M5 Screws)	

Ordering Example

Part Number
JZW10
JFRA10
JFBA8