


Precision Ball Screws Standard Nut - Shaft Dia. 8; Lead 2

Accuracy Grade C5

Similar parts listed page P.729, 730

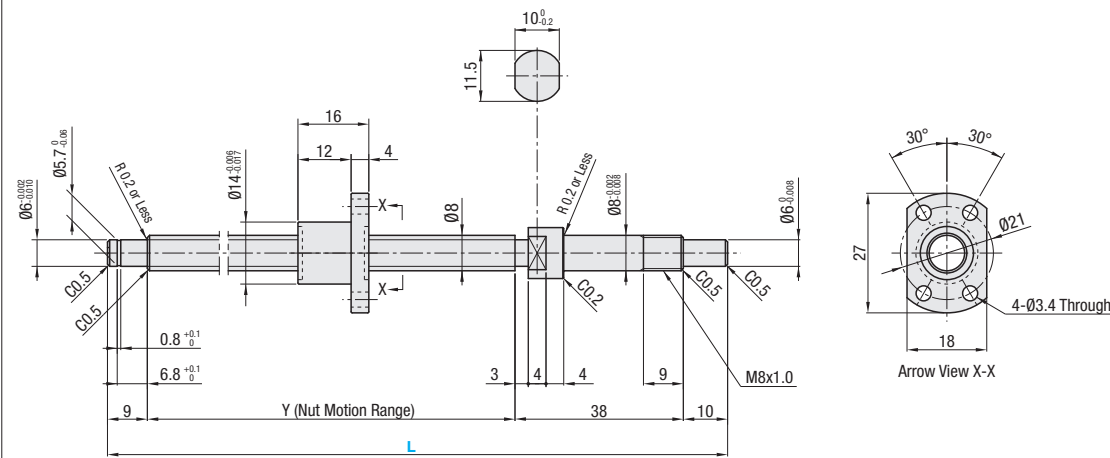
Points of comparison between similar products | C-VALUE parts' load rating, axial clearance and nut dimensions are different from similar parts. (For details, see P.677- P.679) When considering C-VALUE parts, choose by comparing the specifications against similar parts.



RoHS 10

Nut Type	Type	Accuracy Grade	Shaft Dia.	Lead	Screw Shaft		Nut	
					Material	Hardness	Material	Hardness
Standard Nut	C-BSS	C5	8	2	EN 1.1203 Equiv.	Induction Hardened 58-62HRC	EN 1.7242 Equiv.	Carburized 58-62HRC

C-BSS0802



Nut Type	Accuracy Grade	Part Number		1mm Increment L	Y	Ball Dia.	Ball Center Dia.	Screw Root Dia.	Number of Circuits	Basic Load Rating		Axial Clearance	Preload torque N·cm	Twist Direction	
		Type	Screw Shaft O.D.							Lead	C (Dynamic) kN				Co (Static) kN
Standard Nut	C5	C-BSS	08	02	100-210	L-57	1.2	8.41	(7.21)	1 turn 3 rows	1.4	1.8	0.008 or Less	0.5 or Less	Right

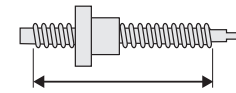
kgf=Nx0.101972

Nut Type	Accuracy Grade	Part Number	Unit Price 1 ~ 4 pc(s).
			L100-210
Standard Nut	C5	C-BSS0802	

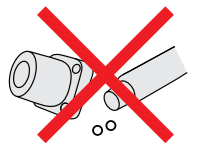
Notes

- Filled with lithium soap based grease (Alvania Grease S2 made by Showa Shell Sekiyu K.K).
- For accuracy of Ball Screws, see P.2223 and P.2224.
- For details of Support Units, see P.753 ~ P.778.
- Use one of the support unit accessory collars on the fastening nut side.
- Cautions: Do not let the nuts overrun or remove the nuts from the screw shafts. It may cause the balls to fall out or damage the ball recirculation parts.
- Do not tilt the ball screw assembly since the nut may spin off from the shaft due to its own weight.

<Do not let a nut overrun>



<Do not take a nut off>



Alterations Part Number - L - (FC, KC--etc.)
C-BSS0802 - 182 - KC3

Alterations	Code	Spec.
No Machining on Support Side Shaft End	NC	No machining added on the support side shaft end. Ordering Code NC
Ball Nut Orientation Reversed (Support Side) (Fixed Side) Std. Revised	RLC	Changes the nut direction. Ordering Code RLC
No Retaining Ring Groove on Support Side Shaft End	RNC	No Retaining Ring Groove on Support Side Shaft End Ordering Code RNC Combination with FC is not available.
Change Support Side Shaft End Length	FC	Changes the length of the support side shaft end. FC=1mm Increment Ordering Code EN-JL 1030 Equiv. 10≤FC≤20 Y dimension is shortened.

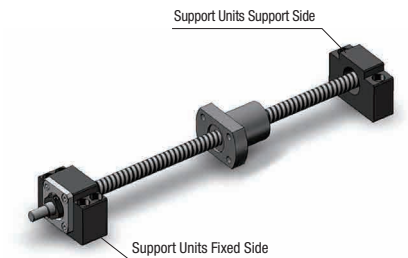
Alterations	Code	Spec.
Keyway on Fixed Side Shaft End Detailed Keyway Dimensions P.684	KC	Adds a keyway on the fixed side shaft end. KC=1mm Increment Ordering Code KC6 3≤KC≤9
Keyway on Fixed Side Shaft End	KLC	Adds a keyway at a customer specified area on the fixed side shaft end. (Keyway dim. is same as KC.) K, S=1mm Increment Ordering Code KLC-K5-S1 4≤K+S≤9
Flat Machined on Fixed Side Shaft End	SC	Adds a flat on the fixed side shaft end. SC=1mm Increment Ordering Code SC7 5≤SC≤9
2 Flats Machined on Fixed Side Shaft End	SWC SGC	Adds two flats on the fixed side shaft end. JIS-SWC: 90° Position SGC: 120° Position 1mm Increment Ordering Code SWC6 5≤SWC, SGC≤9

Peripherals: Combination of the following parts is available.



Support Units (Square, Low Profile)

Support Units (Round)



Combination with Support Units

Type	Screw Shaft O.D.	Lead	Recommended Support Unit					
			Part Number Type	No.	Shape	Fixed Side	Support Side	Page
C-BSS	08	02	C-BSW	8	Square	○		P.763
			C-BUN	8			○	P.762
			C-BRW	8	Round	○		P.767
			C-BUR	6			○	P.768

Other than the part numbers shown above, a wide variety of Support Units are also available. (P.761-P.778)

Ordering Example Part Number - L
C-BSS08002 - 150