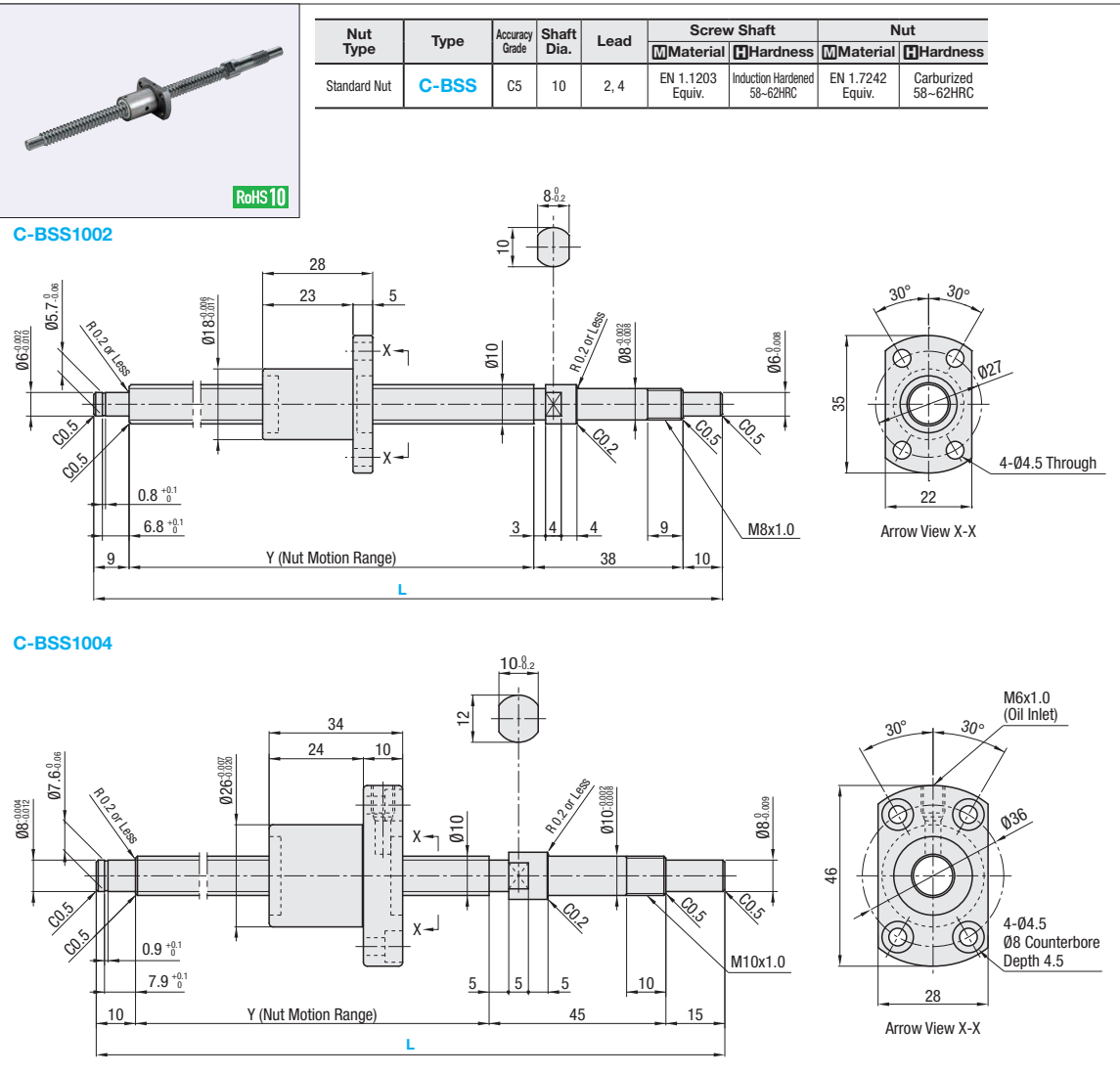


# Precision Ball Screws Standard Nut - Shaft Dia. 10; Lead 2, 4

Accuracy Grade C5

**Points of comparison between similar products** | C-VALUE parts' load rating and nut dimensions are different from similar parts. (For details, see P677~ P679) | When considering C-VALUE parts, choose by comparing the specifications against similar parts.

Similar parts listed page P.733, 734



Nut Type	Accuracy Grade	Part Number Type	Screw Shaft O.D.	Lead	1mm Increment L	Y	Ball Dia.	Ball Center Dia.	Screw Root Dia.	Number of Circuits	Basic Load Rating		Axial Clearance	Preload torque N·cm	Twist Direction
											C (Dynamic) kN	Co (Static) kN			
Standard Nut	C5	C-BSS	10	02	100~315	L-57	1.2	10.41	(9.21)	1 turn	1.6	2.3	0.008 or Less	0.5 or Less	Right
				04	150~380	L-70	2	10.68	(8.68)	3 rows	2.3	4.1			

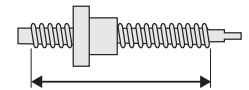
kgf=Nx0.101972

Nut Type	Accuracy Grade	Part Number	Unit Price 1 ~ 4 pc(s).		
			L100~248	L249~250	L251~380
Standard Nut	C5	C-BSS1002			
		C-BSS1004			

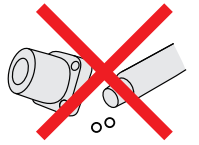
### Notes

- Filled with lithium soap based grease (Alvania Grease S2 made by Showa Shell Sekiyu K.K).
- For accuracy of Ball Screws, see P.2223 and P.2224.
- For details of Support Units, see P.753 ~ P.778.
- Caution: Do not let the nuts overrun or remove the nuts from the screw shafts. It may cause the balls to fall out or damage the ball recirculation parts.
- Do not tilt the ball screw assembly since the nut may spin off from the shaft due to its own weight.
- Use one of the support unit accessory collars on the fastening nut side.

<Do not let a nut overrun>



<Do not take a nut off>



Alterations Part Number - L - (FC, KC...etc.)  
C-BSS1004 - 182 - KC3

Alterations	Code	Spec.
No Machining on Support Side Shaft End	NC	No machining added on the support side shaft end. Ordering Code NC
Ball Nut Orientation Reversed	RLC	Changes the nut direction. Ordering Code RLC
No Retaining Ring Groove on Support Side Shaft End	RNC	No Retaining Ring Groove on Support Side Shaft End Ordering Code RNC Combination with FC is not available.
Change Support Side Shaft End Machining	GC	Changes the machining on the support side. Q is selectable from 6 or 8. Y dimension is shortened. G=1mm Increment Ordering Code GC-06-G20 5≤G≤Dx3 Not applicable to 1002.
Change Support Side Shaft End Length	FC	Changes the length of the support side shaft end. FC=1mm Increment Ordering Code EN-JL 1030 Equiv. Size l FC Range 1002 6.8 10<FC≤20 1004 7.9 11≤FC≤20 Y dimension is shortened.

Alterations	Code	Spec.
Keyway on Fixed Side Shaft End Detailed Keyway Dimensions P.684	KC	Adds a keyway on the fixed side shaft end. KC=1mm Increment Ordering Code KC10 3≤KC≤14(9)
Keyway on Fixed Side Shaft End	KLC	Adds a keyway at a customer specified area on the fixed side shaft end. (Keyway dim. is same as KC.) K, S=1mm Increment Ordering Code KLC-K5-S1 4≤K+S≤14(9)
Flat Machined on Fixed Side Shaft End	SC	Adds a flat on the fixed side shaft end. SC=1mm Increment Ordering Code SC7 5≤SC≤14(9)
2 Flats Machined on Fixed Side Shaft End	SWC, SGC, SGC	Adds two flats on the fixed side shaft end. JIS-SWC: 90° Position SGC: 120° Position 1mm Increment Ordering Code SWC10 5≤SWC, SGC≤14(9)

Dimensions in ( ) are for 1002.

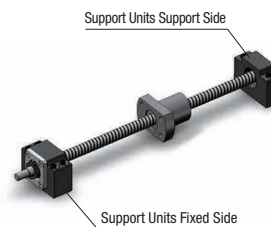
### Peripherals: Combination of the following parts is available.



### Combination with Support Units

Ball Screw Part Number Type	Screw Shaft O.D.	Lead	Recommended Support Unit			
			Part Number Type No.	Shape	Fixed Side	Support Side
C-BSS	10	02	C-BRW 8S	Round		P.767
			C-BUR 6	Round		P.768
			C-BSW 8S	Square		P.763
			C-BUN 8	Square		P.762
		04	C-BRW 10S	Round		P.767
			C-BUR 10	Round		P.768
			C-BSW 10S	Square		P.763
			C-BUN 10	Square		P.762

Other than the part numbers shown above, a wide variety of Support Units are also available. (P.761~P.778)



Ordering Example  
Part Number - L  
C-BSS1002 - 200