

Precision Ball Screws Standard Nut - Shaft Dia. 12; Lead 2, 5, 10

Accuracy Grade C5

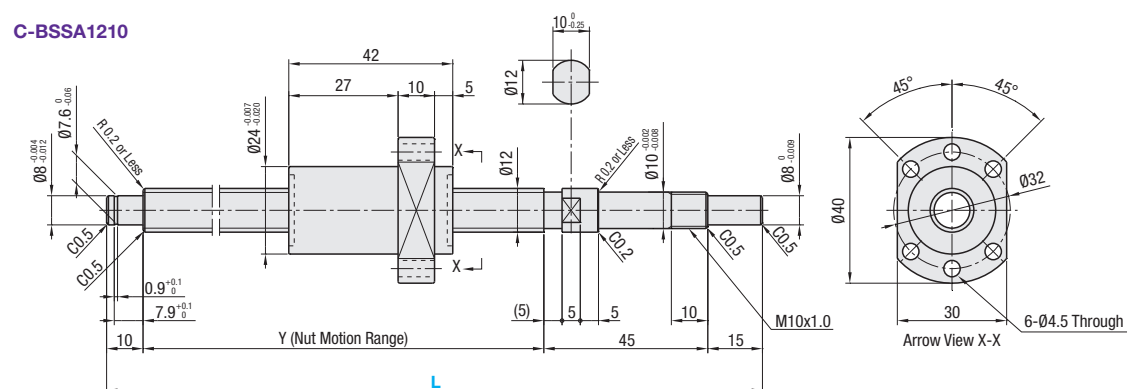
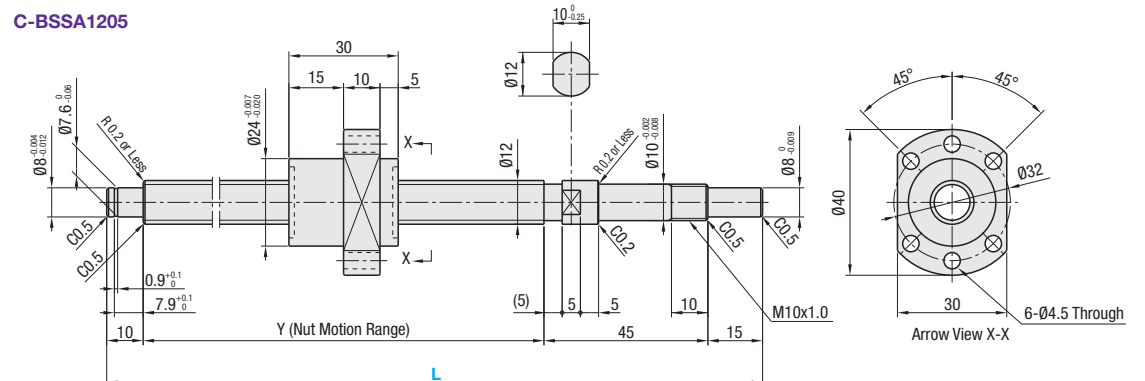
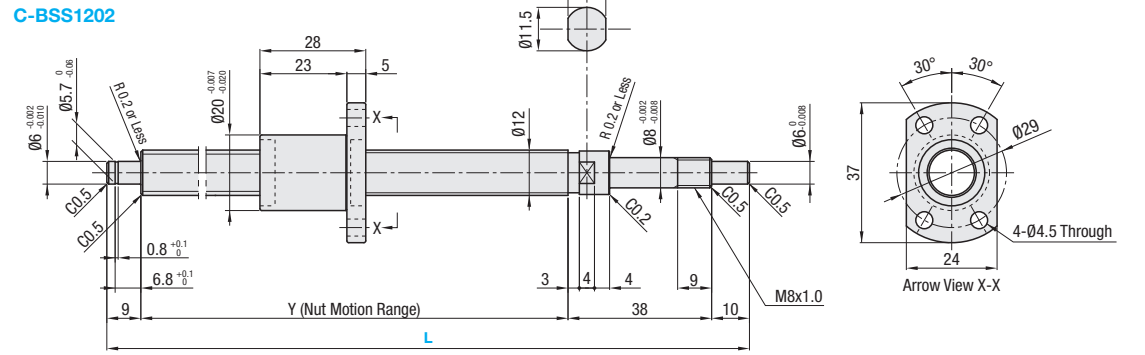
Part Number & Spec. Change
Printed in Purple

Points of comparison between similar products

- Due to the difference in load rating and positioning accuracy (lead accuracy + axial play), the price is lower than that of similar products.
- When considering adopting C-VALUE parts, select them by comparing against similar products in the specifications. P. 737 ~ P. 738.

Similar parts listed page P.737, 738

Nut Type	Type	Accuracy Grade	Shaft Dia.	Lead	Screw Shaft		Nut	
					Material	Hardness	Material	Hardness
Standard Nut	C-BSS	C5	12	2	EN 1.1203 Equiv.	Induction Hardened 58-62HRC	EN 1.7242 Equiv.	Carburized 58-62HRC
	C-BSSA			5, 10				



Nut Type	Accuracy Grade	Part Number		1mm Increment L	Y	Ball Dia.	Ball Center Dia.	Screw Root Dia.	Number of Circuits	Basic Load Rating		Axial Clearance	Preload torque N·cm	Twist Direction
		Type	Screw Shaft O.D.							Lead	C (Dynamic) kN			
Standard Nut	C5	C-BSS	12	02	150-445	L-57	1.2	12.41	(11.21)	1 turn 4 rows	1.7	2.9	0.008 or Less	Right
				05	150-450	L-70	2.5	12.3	(9.8)	2.8 turns 1 row	4.2	6.9		
				10	200-600						2.7	4.1		

kgf=Nx0.101972

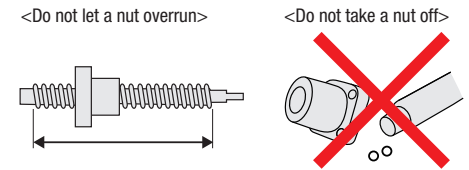
Nut Type	Accuracy Grade	Part Number	Unit Price 1 ~ 4 pc(s).				
			L150-200	L201-295	L296-400	L401-450	L451-600
Standard Nut	C5	C-BSS1202					
		C-BSSA1205					
		C-BSSA1210					

Ordering Example

Part Number	-	L
C-BSS1202	-	200
C-BSSA1205	-	200

Notes

- Filled with lithium soap based grease (Alvania Grease S2 made by Showa Shell Sekiyu K.K).
- For accuracy of Ball Screws, see P.2223 and P.2224.
- For details of Support Units, see P.753 ~ P.778.
- Cautions: Do not let the nuts overrun or remove the nuts from the screw shafts. It may cause the balls to fall out or damage the ball recirculation parts.
- Do not tilt the ball screw assembly since the nut may spin off from the shaft due to its own weight.
- Use one of the support unit accessory collars on the fastening nut side.



Alterations


Part Number	-	L	-	(FC, KC...etc.)
C-BSS1202	-	386	-	SWC13

Alterations	Code	Spec.
No Machining on Support Side Shaft End	NC	No machining added on the support side shaft end. Ordering Code NC
Ball Nut Orientation Reversed (Support Side) (Fixed Side) Std.	RLC	Changes the nut direction. Ordering Code RLC
No Retaining Ring Groove on Support Side Shaft End	RNC	No Retaining Ring Groove on Support Side Shaft End Ordering Code RNC • Combination with FC is not available.
Change Support Side Shaft End Machining	GC	Changes the machining on the support side. Q is selectable from 6 or 8. • Y dimension is shortened. G=1mm Increment Ordering Code GC-Q8-G20 • 5≤G≤Qx3 • Not applicable to 1202.
Change Support Side Shaft End Length	FC	Changes the length of the support side shaft end. FC=1mm Increment Ordering Code EN-JL 1030 Equiv. Size l FC Range 1202 6.8 10≤FC≤20 1205 7.9 11≤FC≤20 1210 • Y dimension is shortened.

Alterations	Code	Spec.
Keyway on Fixed Side Shaft End Detailed Keyway Dimensions P.684	KC	Adds a keyway on the fixed side shaft end. KC=1mm Increment Ordering Code KC10 • 3≤KC≤14(9)
Keyway on Fixed Side Shaft End	KLC	Adds a keyway at a customer specified area on the fixed side shaft end. (Keyway dim. is same as KC.) K, S=1mm Increment Ordering Code KLC-K5-S1 • 4≤K+S≤14(9)
Flat Machined on Fixed Side Shaft End	SC	Adds a flat on the fixed side shaft end. SC=1mm Increment Ordering Code SC7 • 5≤SC≤14(9)
2 Flats Machined on Fixed Side Shaft End	SWC SGC	Adds two flats on the fixed side shaft end. JIS-SWC: 90° Position SGC: 120° Position 1mm Increment Ordering Code SWC10 • 5≤SWC, SGC≤14(9)

• Dimensions in () are for 1202.

Peripherals: Combination of the following parts is available.



Combination with Support Units

Ball Screw Part Number	Type	Screw Shaft O.D.	Lead	Recommended Support Unit			Page
				Part Number Type	No.	Shape	
C-BSS	12	02	02	C-BRW	8	Round	P. 769
				C-BUR	6	Square	P. 770
				C-BSW	8		P. 763
				C-BUV	8	P. 764	
C-BSSA	12	05	10	C-BRW	10S	Round	P. 769
				C-BUR	10	Square	P. 770
				C-BSW	10S		P. 763
				C-BUN	10	P. 764	

• Other than the part numbers shown above, a wide variety of Support Units are also available. (P. 761-P. 780)

