Cantilever Shafts

Shouldered

■Retaining Ring

RoHS10

Type: Round	Type: Compact	M Material	S Surface Treatment
FXFA	FXEA	EN 1.1191 Equiv.	Black Oxide
PFXFA	PFXEA		Electroless Nickel Plating
SFXFA	SFXEA	EN 1.4301 Equiv.	-

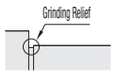

6.3 (1.6)

All types except FXFA and FXEA have an undercut groove at R0.2 step.

D Tolerance (g6)	
6	-0.004 -0.012
8·10	-0.005 -0.014
12~18	-0.006 -0.017
20~30	-0.007 -0.020
35~50	-0.009 -0.025

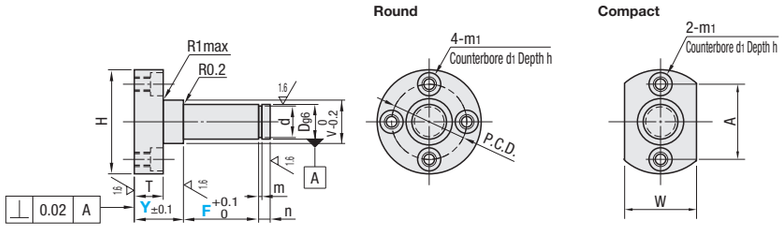

This type may have centering holes depending on dimensions.

Part Number Type	No.	D	1mm Increment Y	F	V	H	T	m1	d1	h	P.C.D.	d Tolerance	m	n	W	A	Unit Price Round FXFA	PFXFA	SFXFA	Compact FXEA	PFXEA	SFXEA
Round FXFA PFXFA SFXFA Compact FXEA PFXEA SFXEA	6	6	12~60	5~100	8	26	10	M 4	6.5	3.5	17	5 +0.075 0	0.7	2	14	17						
	6A					32					23				-	-				-	-	-
	8	8			10	28					19	7 +0.090 0	0.9	3	15	19						
	8A					36		M 5	8	4.4	26				-	-				-	-	-
	10	10			13	32		M 4	6.5	3.5	23	9.6 0 -0.090			16	23						
	10A					40					30				-	-				-	-	-
	12	12		10~150	15	36		M 5	8	4.4	26	11.5 0 -0.110	1.15	4	20	26						
	13	13			16	38					27	12.4			22	27						
	15	15			18	40					30	14.3			24	30						
	16	16			19	42					31	15.2			25	31						
	17	17			20	44					32	16.2			28	32						
	18	18			21	46					34	17	1.35		31	34						
	20	20	17~75		24	48	15	M 6	9.5	5.4	36	19 0 -0.210		5	32	36						
	22	22			26	50					39	21			34	39						
	25	25			29	54					42	23.9			38	42						
	30	30			34	62		M 8	11	6.5	49	28.6	1.65		42	49						
	35	35			39	70					55	33 0			50	55			-			
	40	40	20~75		44	80		M10	14	9	63	38 -0.250	1.9		56	63			-			
	50	50			54	90					73	47	2.2		70	73			-			

Mounting holes are tapped and counterbored to allow mounting from either the front or the back side.

■Screw Mount

RoHS10

Type: Round	Type: Compact	M Material	S Surface Treatment
FXFB	FXEB	EN 1.1191 Equiv.	Black Oxide
PFXFB	PFXEB		Electroless Nickel Plating
SFXFB	SFXEB	EN 1.4301 Equiv.	-

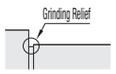

6.3 (1.6)

All types except FXFB and FXEB have an undercut groove at R0.2 step.

D Tolerance (g6)	
6	-0.004 -0.012
8, 10	-0.005 -0.014
12~18	-0.006 -0.017
20~30	-0.007 -0.020
35~50	-0.009 -0.025

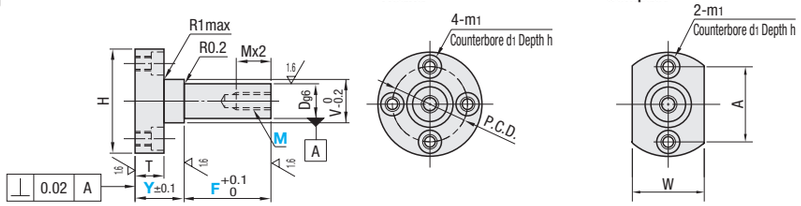

This type may have centering holes depending on dimensions.

Part Number Type	No.	D	1mm Increment Y	F	M (Coarse) Selection	V	H	T	m1	d1	h	P.C.D.	W	A	Unit Price Round FXFB	PFXFB	SFXFB	Compact FXEB	PFXEB	SFXEB
Round FXFB PFXFB SFXFB Compact FXEB PFXEB SFXEB	6	6	12~60	5~100	3	8	26	10				17	14	17						
	6A						32		M 4	6.5	3.5	23	-	-				-	-	-
	8	8			4	10	28					19	15	19						
	8A						36		M 5	8	4.4	26	-	-				-	-	-
	10	10			4 5 6	13	32		M 4	6.5	3.5	23	16	23						
	10A						40					30	-	-				-	-	-
	12	12		10~150	5 6 8	15	36					26	20	26						
	13	13				16	38					27	22	27						
	15	15			6 8 10	18	40		M 5	8	4.4	30	24	30						
	16	16				19	42					31	25	31						
	17	17				20	44					32	28	32						
	18	18				21	46					34	31	34						
	20	20	17~75		6 8 10 12	24	48	15				36	32	36						
	22	22				26	50		M 6	9.5	5.4	39	34	39						
	25	25			8 10 12 16	29	54					42	38	42						
	30	30			8 10 12 16 20	34	62					49	42	49						
	35	35				39	70		M 8	11	6.5	55	50	55			-			
	40	40	20~75		12 16 20	44	80					63	56	63			-			
	50	50			16 20	54	90		M10	14	9	73	70	73			-			

Mounting holes are tapped and counterbored to allow mounting from either the front or the back side.

■Lock Nut

RoHS10

Type: Round	M Material	S Surface Treatment
FXFC	EN 1.1191 Equiv.	Black Oxide
PFXFC		Electroless Nickel Plating
SFXFC	EN 1.4301 Equiv.	-

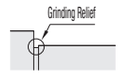

6.3 (1.6)

PFXFC has an undercut groove at R0.2 step.

Refer to the table below for thread undercut dimensions.

D Tolerance (g6)	
6	-0.004 -0.012
8, 10	-0.005 -0.014
12~18	-0.006 -0.017
20~30	-0.007 -0.020
35~50	-0.009 -0.025

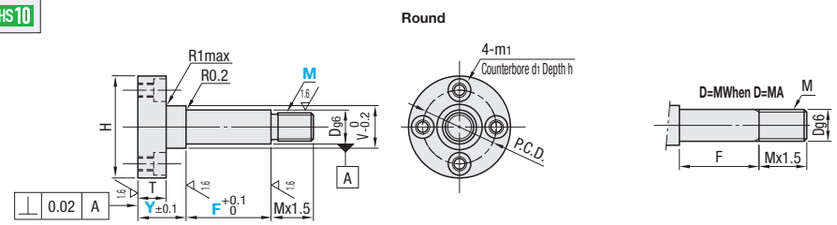

This type may have centering holes depending on dimensions.

Part Number Type	No.	D	1mm Increment Y	F	M (Coarse) Selection	V	H	T	m1	d1	h	P.C.D.	Unit Price Round FXFC	PFXFC	SFXFC
Round FXFC PFXFC SFXFC	6	6	12~60	5~100	4 5 6	8	26	10				17			
	6A						32					23			
	8	8			5 6 8	10	28					19			
	8A						36		M 5	8	4.4	26			
	10	10			6 8 10	13	32		M 4	6.5	3.5	23			
	10A						40					30			
	12	12		10~150	6 8 10 12	15	36					26			
	13	13				16	38					27			
	15	15			8 10 12 (15)	18	40		M 5	8	4.4	30			
	16	16				19	42					31			
	17	17			10 12 (15) 16	20	44					32			
	18	18				21	46					34			
	20	20	17~75		10 12 (15) 16 20	24	48	15				36			
	22	22				26	50		M 6	9.5	5.4	39			
	25	25			10 12 (15) 16 20 24 (25)	29	54					42			
	30	30			12 (15) 16 20 24 (25) 30	34	62					49			
	35	35				39	70		M 8	11	6.5	55			-
	40	40	20~75			44	80					63			-
	50	50				54	90		M10	14	9	73			-

M dimensions with ( ) (M15 and M25) are Fine Thread. Specify MSC instead of M. Mounting holes are tapped and counterbored to allow mounting from either the front or the back side.

Ordering Example

Part Number	-	Y	-	F	-	M
FXFA12	-	27	-	F35		
FXFB10	-	30	-	F40	-	M4

Alterations

Part Number	-	Y	-	F	-	M(MSC)	-	(YKC, APC···etc.)
PFXFC10	-	20	-	F40	-	MSC10	-	APC

Example

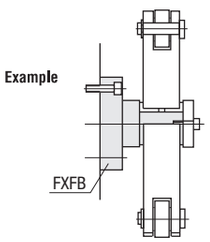

Thread Undercut Dimensions

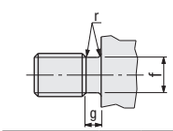

Coarse Thread: Thread Dia. (M)	g	r	f
4	1.2~1.5	0.2~0.3	2.9~ 3.2
5			3.9~ 4.1
6	1.5~2.5	0.2~0.6	4.3~ 4.9
8			6.3~ 6.6
10			8.1~ 8.3
12	1.5~3.0	0.2~1.0	9.8~10.1
16			13.6~13.8
20	1.5~4.0		17.0~17.2
24	2.5~5.0	0.2~1.5	20.2~20.7
30			26.0~26.2

Fine Thread: Thread Dia. (MSC)	g	r	f
4	1.2~1.5	0.2~0.3	2.9~ 3.2
5			3.9~ 4.1
6	1.5~2.5	0.2~0.6	4.3~ 4.9
8			6.3~ 6.6
10			8.3~ 8.6
12	1.5~3.0	0.2~1.0	9.8~10.7
15			13.6~13.8
20	1.5~4.0		17.2~18.8
25	2.5~5.0	0.2~1.5	20.2~23.2
30			26.2~28.2

Alterations	Retaining Ring Set	Y Dimension Tolerance	Adds a Pilot	Fine Thread
		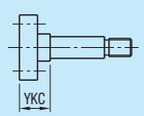	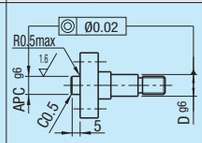	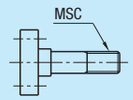
Code	**SET**	**YKC**	**APC**	**MSC**
Spec.	Retaining Ring applicable to each shaft diameter is included. Ordering Code SET Applicable for Retaining Ring Type (No.30 or less) Retaining Ring Shape No.=6 ~ 8A: E Type Retaining Ring No.10 ~ 30: C Type Retaining Ring Retaining Ring Material Cantilever Shafts: Material EN 1.1191 Equiv., EN 1.4301 Equiv.; Surface Treatment Black Oxide, Electroless Nickel Plating, - Retaining Ring: Material Spring Steel, EN 1.4301 (CSP) Equiv.	Changes Y dimension tolerance to ±0.05. Applicable to all types. Ordering Code YKC	Adds a pilot to the Shoulder seat. Applicable to all types. Ordering Code APC D / APC g6: 6 / 8; 8~30 / 10; 35~50 / 12	Changes the Lock Nut Type Thread M to Fine Thread in the table below. Applicable to Lock Nut Type only. Specify MSC instead of M. Ordering Code MSC8 MSC / Pitch: M6 / 0.75; M8~20 / 1.0; M25, 30 / 1.5