RoHS10

SBC6□□ZZ
SBC6□□□ZZ

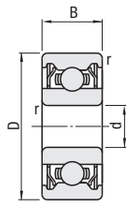

(Installation Diagram)

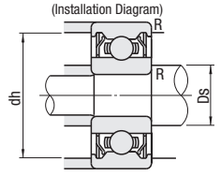

Bearing Accuracy: JIS B 1514 Class 0

Inner and Outer Ring		Shield	Rolling Element	Retainer
M Material	H Hardness	M Material	M Material	M Material
EN 1.4125 Equiv.	57~63HRC	EN 1.4301 Equiv.	EN 1.4125 Equiv.	*EN 1.4301 Equiv.

* For SBC673, 674, 675 and 676, Retainer material is EN 1.4301 Equiv. or EN 1.4031 Equiv.

For details on the tolerance and allowable values of inner and outer rings, P.2243

Part Number	d	D	B	r (min)	Basic Load Rating Cr (Dynamic) N	Basic Load Rating Cor (Static) N	Allowable Rotational Speed rpm (Reference)	Relative Dimensions Ds (min)	Relative Dimensions dh (max)	Relative Dimensions R (max)	Mass (g) (Reference)	Unit Price
SBC673ZZ	3	6	2.5	0.08	177	59	71000	3.6	5.4	0.08	0.27	
SBC683ZZ		7	3	0.1	331	104	63000	3.9	5.8	0.1	0.45	
SBC693ZZ		8	4	0.15	476	144	60000	4.2	6.8	0.15	0.83	
SBC623ZZ		10			536	175	50000		8.8		1.66	
SBC674ZZ	4	7	2.5	0.08	217	86	60000	4.6	6.4	0.08	0.29	
SBC684ZZ		9	4	0.15	544	179	53000	5	7.8	0.1	1.01	
SBC694ZZ		11			545	182	48000	5.2	9.8	0.15	1.75	
SBC624ZZ		13	5	0.2	1105	388	40000	5.6	11.4	0.2	3.04	
SBC675ZZ	5	8	2.5	0.08	185	72	53000	5.6	7	0.08	0.34	
SBC685ZZ		11	5	0.15	607	225	45000	6.2	9.8	0.15	1.96	
SBC695ZZ		13	4	0.2	915	344	43000	6.6	11.4	0.2	2.5	
SBC605ZZ		14	5		1105	404	40000		12.4		3.48	
SBC625ZZ		16		0.3	1470	536	36000	7	14	0.3	4.86	
SBC676ZZ	6	10	3	0.1	421	174	45000	6.6	8.9	0.1	0.68	
SBC686ZZ		13	5	0.15	918	352	40000	7	11.8	0.15	2.69	
SBC696ZZ		15		0.2	1139	418	40000	7.6	13.4	0.2	3.72	
SBC606ZZ		17	6	0.3	1921	668	38000	8	15	0.3	6.08	
SBC626ZZ		19			1986	708	32000		17		7.94	
SBC678ZZ	8	12	3.5	0.1	462	219	40000	8.8	10.9	0.1	0.97	
SBC688ZZ		16	5	0.2	1368	568	36000	9.6	14.4	0.2	4.02	
SBC698ZZ		19	6	0.3	1901	728	36000	10	17	0.3	7.18	
SBC608ZZ		22	7		2799	1103	34000		20		12	
SBC628ZZ		24	8		2833	1138	28000		22		17	

Part Number	d	D	B	r (min)	Basic Load Rating Cr (Dynamic) Kn	Basic Load Rating Cor (Static) Kn	Allowable Rotational Speed rpm (Reference)	Relative Dimensions Ds (min)	Relative Dimensions Ds (max)	Relative Dimensions dh (max)	Relative Dimensions R (max)	Mass (g) (Reference)	Unit Price
SBC6900ZZ	10	22	6	0.3	2.7	1.25	34000	12	12.5	20	0.3	10	
SBC6000ZZ		26	8		4.55	1.95	31000		13	24		19	
SBC6200ZZ		30	9	0.6	5.1	2.4	24000	14	15	26	0.6	32	
SBC6901ZZ	12	24	6	0.3	2.9	1.45	31000		14	22	0.3	11	
SBC6001ZZ		28	8		5.1	2.4	27000		15	26		22	
SBC6201ZZ		32	10	0.6	6.8	3.05	22000	16	16.5	28	0.6	37	
SBC6902ZZ	15	28	7	0.3	4.3	2.25	26000	17	18	26	0.3	17	
SBC6002ZZ		32	9		5.6	2.85	23000		18.5	30		30	
SBC6202ZZ		35	11	0.6	7.65	3.75	20000	19	19.5	31	0.6	45	
SBC6903ZZ	17	30	7	0.3	4.6	2.55	23000			28	0.3	18	
SBC6003ZZ		35	10		6	3.25	21000		21	33		39	
SBC6203ZZ		40	12	0.5	9.55	4.8	17000	21	22	36	0.6	65	
SBC6904ZZ	20	37	9	0.3	6.35	3.7	19000	22	23.5	35	0.3	36	
SBC6004ZZ		42	12	0.6	9.4	5.05	17000	24	25	38	0.6	69	
SBC6204ZZ		47	14	1	12.8	6.65	15000	25	26.5	42	1	106	

kgf=Nx0.101972

Ordering Example

Part Number
SBC684ZZ
SBC6202ZZ

RoHS10

SFLC6□□ZZ

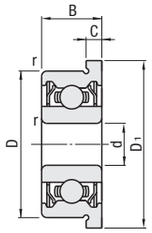

(Installation Diagram)

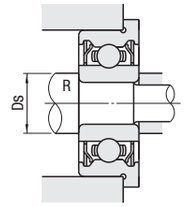

Bearing Accuracy: JIS B 1514 Class 0

Inner and Outer Ring		Shield	Rolling Element	Retainer
M Material	H Hardness	M Material	M Material	M Material
EN 1.4125 Equiv.	57~63HRC	EN 1.4301 Equiv.	EN 1.4125 Equiv.	*EN 1.4301 Equiv.

* For SFLC673, 674, 675 and 676, Retainer material is EN 1.4301 Equiv. or EN 1.4031 Equiv.

For details on the tolerance and allowable values of inner and outer rings, P.2243

Part Number	d	D	B	D_1	C	r (min)	Basic Load Rating Cr (Dynamic) N	Basic Load Rating Cor (Static) N	Allowable Rotational Speed rpm (Reference)	Relative Dimensions Ds (min)	Relative Dimensions R (max)	Mass (g) (Reference)	Unit Price
SFLC673ZZ	3	6	2.5	7.2	0.6	0.1	177	59	71000	3.6	0.08	0.33	
SFLC683ZZ		7	3	8.1	0.8		331	104	63000	3.9	0.1	0.53	
SFLC693ZZ		8	4	9.5	0.9	0.15	474	144	60000	4.2	0.15	0.97	
SFLC623ZZ		10		11.5	1		536	175	50000			1.86	
SFLC674ZZ	4	7	2.5	8.2	0.6	0.1	217	86	60000	4.6	0.08	0.35	
SFLC684ZZ		9	4	10.3	1		544	179	53000	5	0.1	1.14	
SFLC694ZZ		11		12.5		0.15	545	182	48000	5.2	0.15	1.96	
SFLC624ZZ		13	5	15		0.2	1105	388	40000	5.6	0.2	3.53	
SFLC675ZZ	5	8	2.5	9.2	0.6	0.1	185	72	53000	5.6	0.08	0.41	
SFLC685ZZ		11	5	12.5	1	0.15	607	225	45000	6.2	0.15	2.18	
SFLC695ZZ		13	4	15		0.2	915	344	43000	6.6	0.2	2.84	
SFLC605ZZ		14	5	16			1105	404	40000			3.85	
SFLC625ZZ		16		18		0.3	1470	536	36000	7	0.3	5.3	
SFLC676ZZ	6	10	3	11.2	0.6	0.1	421	174	45000	6.6	0.1	0.77	
SFLC686ZZ		13	5	15	1.1	0.15	918	352	40000	7	0.15	3.04	
SFLC696ZZ		15		17	1.2	0.2	1139	418	40000	7.6	0.2	4.26	
SFLC606ZZ		17	6	19		0.3	1921	668	38000	8	0.3	6.61	
SFLC626ZZ		19		22	1.5		1986	708	32000			9.09	
SFLC678ZZ	8	12	3.5	13.6	0.8	0.1	462	219	40000	8.8	0.1	1.15	
SFLC688ZZ		16	5	18	1.1	0.2	1368	568	36000	9.6	0.2	4.47	
SFLC698ZZ		19	6	22	1.5	0.3	1901	728	36000	10	0.3	8.3	
SFLC608ZZ		22	7	25			2799	1103	34000			13	

kgf=Nx0.101972

Ordering Example

Part Number
SFLC623ZZ

Comparison of Particle Generation Characteristics of Ball Bearings

① Grease Performance and Operating Environment

		All-Purpose Grease Filled	Low Dust Generation Grease Filled	
		B6□□□ZZ SB6□□□ZZ	SBC6□□ZZ SFLC6□□ZZ	SBC6□□□ZZ
Grease Performance	Thickener	Lithium Soap	Lithium Soap	Lithium Soap
	Base Oil	Mineral Oil	Synthetic Oil	Poly α-Olefin
	Base Oil Dynamic Viscosity (40°C,mm²/s)	26	100	25
	Worked Penetration	270	315	181
	Dropping Point (°C)	170~190	216	203
	Evaporation (wt%)	0.32 (99°Cx22h)	0.43 (99°Cx22h)	0.14 (99°Cx22h)
	Separation (100°Cx24h,wt%)	2.9	0.57	0.1
Operating Temperature (°C)	In Air	-25~+120	-10~+80	-10~+80
	In Vacuum	Unsuitable	Unsuitable	Unsuitable

② Comparison of Particle Generation Characteristics

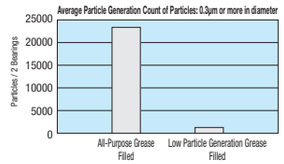

* Data below are for reference, not guaranteed.

Evaluation Conditions

Bearing	: 6205 Open
Load	: 5 to 10% of dynamic load rating
Rotational Speed	: 450rpm
Environment	: In air, inside a clean bench (Class 10)
Temp.	: Room temperature
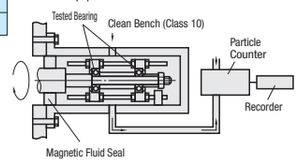
* Test Equipment Overview