Rollers

Urethane Thickness Selectable

Type: No Bearing Straight	Type: With Bearings Straight	Type: With Bearings Crowned	M Material: Core	M Material: Lining	H Hardness	Bearing
ROEUHS	ROERUHS	-	EN 1.4301 Equiv.	Urethane (Natural Color)	Shore A95	Steel
ROEUHA	ROERUHA	-	EN AW-5052 Equiv.			
ROEUS	ROERUS	ROECRUS	EN 1.4301 Equiv.		Shore A90	
ROEUA	ROERUA	ROECRUA	EN AW-5052 Equiv.			
ROEGS	ROERGS	-	EN 1.4301 Equiv.		Shore A70	
ROEGA	ROERGA	ROECRGA	Aluminum Alloy 5000 series			
-	ROERHS	-	EN 1.4301 Equiv.		Shore A50	
-	ROERHA	ROECRHA	EN AW-5052 Equiv.			

When L≤dx3, hole d is machined from the same direction.
When L>dx3, hole d is machined from both ends as shown below. There may be no relief in some cases.

Urethane is baked on the outer circumference of the core material.

No Bearing Straight

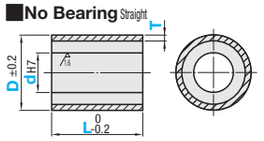

With Bearings Straight / Crowned

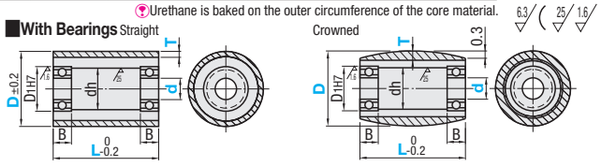

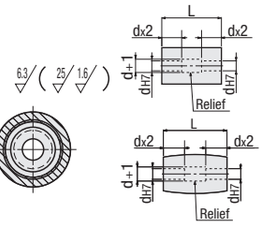

No Bearing Type

Part Number Type	D	dH7 Selection	L 10mm Increment	T Selection
Straight ROEUHS	20	8	20~100	5
ROEUHA	25	8 10 12		
ROEUS	30	8 10 12 15		
ROEUA	35	8 10 12 15		
ROEGS	40	8 10 12 15		
ROEGA	50	10 12 15 20	30~100	5, 10
	60	12 15 20 25		
	80	15 20 25 30		
	100	20 25 30 40		

With Bearings

Part Number Type	D	d Selection	L 10mm Increment	T Selection	D1	dh	B	Bearing Used
Straight ROERUHS, ROERUHA, ROERUS, ROERUA, ROERGS, ROERGA, ROERHS, ROERHA; Crowned ROECRUS, ROECRUA, ROECRGA, ROECRHA	40	8	20~100	5	19	15	6	698ZZx2
		10			22	18	6	6900ZZx2
	50	10	30~100		22	18	6	6900ZZx2
		12			28	24	8	6001ZZx2
		15			32	28	9	6002ZZx2
	60	12		5	28	24	8	6001ZZx2
		15		10	32	28	9	6002ZZx2
		20		5	42	36	12	6004ZZx2
	80	15		5, 10	32	28	9	6002ZZx2
		20			42	36	12	6004ZZx2
		25			47	41	12	6005ZZx2
	100	20			42	36	12	6004ZZx2
		25			47	41	12	6005ZZx2
		30			55	48	13	6006ZZx2

For bearing detailed dimensions, see P.989.

No Bearing

D	L	Unit Price Straight: ROEUHS	ROEUHA	ROEUS	ROEUA	ROEGS	ROEGA
20	20						
	30, 40, 50						
	60~100						
25	20						
	30, 40, 50						
	60~100						
30	20						
	30, 40, 50						
	60~100						
35	20						
	30, 40, 50						
	60~100						
40	20						
	30, 40, 50						
	60~100						
50	30, 40, 50						
	60~100						
60	30, 40, 50						
	60, 70						
	80, 90, 100						
80	30, 40, 50						
	60, 70						
	80, 90, 100						
100	30, 40, 50						
	60, 70						
	80, 90, 100						

With Bearings

D	L	Unit Price Straight: ROERUHS	ROERUHA	ROERUS	ROERUA	ROERGS	ROERGA	ROERHS	ROERHA	Crowned: ROECRUS	ROECRUA	ROECRGA	ROECRHA
40	20												
	30, 40, 50												
	60~100												
50	30, 40, 50												
	60~100												
60	30, 40, 50												
	60, 70												
	80, 90, 100												
80	30, 40, 50												
	60, 70												
	80, 90, 100												
100	30, 40, 50												
	60, 70												
	80, 90, 100												

Urethane may discolor over time, but there is no effect on physical properties.

Ordering Example

Part Number	-	d	-	L	-	T
ROEUS60	-	20	-	50	-	T5

Alterations

Part Number	-	d	-	L	-	T	-	(MC)
ROEUA50	-	12	-	50	-	T5	-	MC

Alteration	Tapping
Code	MC
Spec.	Adds 2 tapped holes at 90°.

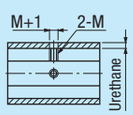

D	M
35, 40	4
50, 60, 80	5
100	6

Ordering Code: MC

Applicable to "No Bearing" Type only.

Plastic Rollers

Milled, Press Fit

Milled

Type: Straight	Type: Double Flanged	M Material Body	Bearing
RORPOS	RORPOWF	Polyacetal	Steel
RORPHS	RORPHWF		Stainless Steel
RORPES	RORPEWF	UHMWPE	Steel
RORPJS	RORPJWF		Stainless Steel
RORPSS	-	Polypropylene	Steel
RORPQS	-		Stainless Steel
RORMCS	RORMCWF	MC Nylon	Steel

Bearings are press-fit.

Press Fit

Type: Straight	Type: With Bearings	Bearing	M Material: Core	M Material: Plastic
ROASP	RORASP	Steel	EN 1.4301 Equiv.	Polyacetal
ROAAP	RORAAP		EN AW-5052 Equiv.	

When L≤dx3, hole d is machined from the same direction.
When L>dx3, hole d is machined from both ends as shown below. There may be no relief in some cases.

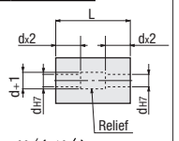

•Milled Type

Straight

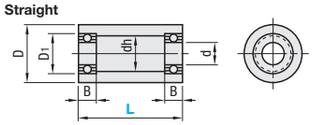

Double Flanged

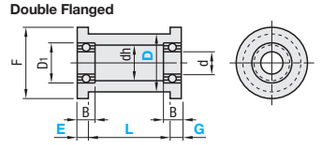

•Press Fit Core is press fit in plastic.

Straight

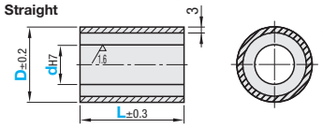

With Bearings

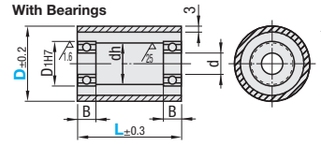

Milled, Straight

Part Number Type	No.	L 1mm Increment	Bearing Used	D	D1	d	B	(dh)
RORPOS, RORPES, RORPSS, RORMCS; RORPHS, RORPJS, RORPQS	20	15~ 100	696ZZx2	20	15	6	5	10
	30	20~ 100	698ZZx2	30	19	8	6	15
	30-10		6900ZZx2	30	22	10	6	15
	30-12		6901ZZx2	30	24	12	6	18
	40		6900ZZx2	40	22	10	6	18
	40-12		6901ZZx2	40	24	12	6	18
	40-15		6902ZZx2	40	28	15	7	24
	40-20		6804ZZx2	40	32	20	7	24
	50	30~100	6001ZZx2	50	28	12	8	24
	60		6002ZZx2	60	32	15	9	28
	80		6002ZZx2	80	32	15	9	28

Milled, Double Flanged

Part Number Type	No.	1mm Increment D	L	E	G	Bearing Used	F	D1	d	B	(dh)
RORPOWF, RORPHWF, RORPEWF, RORPJWF, RORMCWF	40	30~35	20~100	5~10	5~10	6900ZZx2	40	22	10	6	18
	50	35~45	40~100	5~10	5~10	6001ZZx2	50	28	12	8	24
	60	40~55	40~100	5~20	5~20	6002ZZx2	60	32	15	9	28
	80	40~75	40~100	5~20	5~20	6002ZZx2	80	32	15	9	28

For bearing detailed dimensions, see P.989, 993.

<Features>

· Polyacetal	: Material which excels in mechanical strength.
· UHMWPE	: Material excellent in abrasion resistance. Complies with Food Sanitation Act.
· Polypropylene	: Material which excels in chemical resistance.
· MC Nylon	: Material which excels in mechanical strength and wear resistance.

Press Fit

Part Number Type: Straight	Type: With Bearings	D	dH7 Selection (Specify Straight Type Only)	L Selection	With Bearings: d	D1(H7)	dh	B	Bearing Used
ROASP	RORASP	*20	8	15 20 25 30 40 50	-	-	-	-	-
ROAAP	RORAAP	25	8 10 12	*15 20 25 30 40 50	6	15	10	5	696ZZx2
		30	8 10 12 15	*15 20 25 30 40 50	8	19	15	6	698ZZx2
		35	10 12 15 20	*20 25 30 40 50	10	22	18	6	6900ZZx2
		40	10 12 15 20	*20 25 30 40 50	12	28	24	8	6001ZZx2
		50	12 15 20 25	25 30 40 50	15	32	28	9	6002ZZx2

* D20 is only applicable to Straight Type
* marked L dim. are for the Straight type only.

No.	Milled, Straight: Polyacetal RORPOS L15~25	L26~50	L51~75	L76~100	RORPHS L15~25	L26~50	L51~75	L76~100	UHMWPE RORPES L15~25	L26~50	L51~75	L76~100	RORPJS L15~25	L26~50	L51~75	L76~100	Polypropylene RORPSS L15~25	L26~50	L51~75	L76~100	RORPQS L15~25	L26~50	L51~75	L76~100	MC Nylon RORMCS L15~25	L26~50	L51~75	L76~100
20																												
30																												
30-10																												
30-12																												
40																												
40-12																												
40-15																												
40-20																												
50	-				-				-				-				-				-				-			
60	-				-				-				-				-				-				-			
80	-				-				-				-				-				-				-			

No.	Milled, Double Flanged: MC Nylon RORMCWF L20~25	L26~50	L51~75	L76~100	Polyacetal RORPOWF L20~25	L26~50	L51~75	L76~100	RORPHWF L20~25	L26~50	L51~75	L76~100	UHMWPE RORPEWF L20~25	L26~50	L51~75	L76~100	RORPJWF L20~25	L26~50	L51~75	L76~100
40																				
50	-				-				-				-				-			
60	-				-				-				-				-			
80	-				-				-				-				-			

D	Press Fit Straight: Polyacetal ROASP L15~25	L30~50	ROAAP L15~25	L30~50	Press Fit with Bearings: Polyacetal RORASP L20~25	L30~50	RORAAP L20~25	L30~50
20					-	-	-	-
25								
30								
35								
40								
50								

Ordering Example

	Part Number	-	D	-	d	-	L	-	E	-	G
(Milled)	RORPOS60					-	L75				
	RORPOWF80	-	D60			-	L90	-	E10	-	G10
(Press Fit)	ROASP40			-	12	-	50				
	RORAAP30					-	40				