Flat Belt Conveyor Full Belt Type

With Meandering Prevention Crosspiece, Head Drive, 2-Groove Frame (Pulley Dia. 30mm)

Dedicated web site http://fa.misumi.jp/cvs/
Conveyor selecting, component purchases, and easy search for maintenance parts are available.

Features: Conveyor with full width belt that the entire surface can be used for transporting. Meandering can be prevented by the use of crosspiece.



	Frame	Motor Cover	Pulley Holder ①	Pulley Holder ②
M Material	Aluminum	Aluminum	EN AW-5052 Equiv.	EN 1.0038 Equiv.
S Surface Treatment	Clear Anodize	Paint	Clear Anodize	Trivalent Chromate

Frame Cross Section and Enlarged View (Symmetrical)

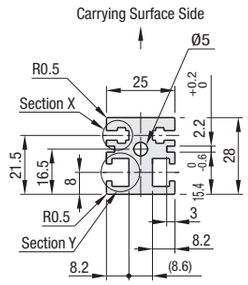

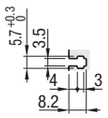

Part X (for M3)

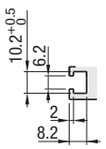

Part Y (for M6)

Compatible with JIS standard hex nuts.

CVSFC

6W Motor Type

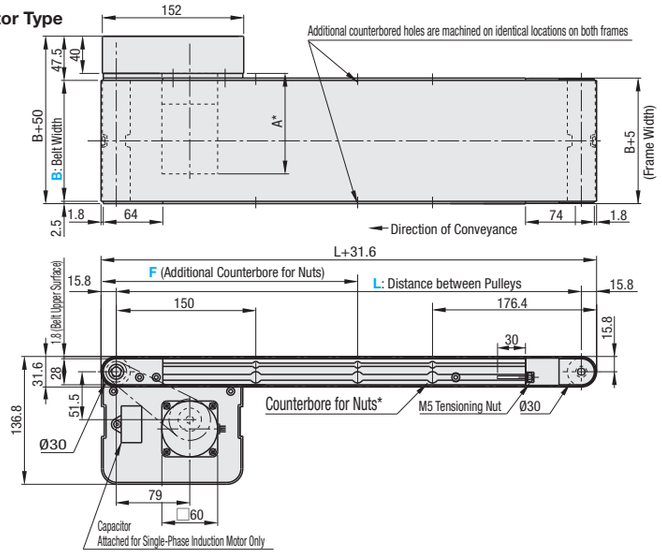

25W Motor Type

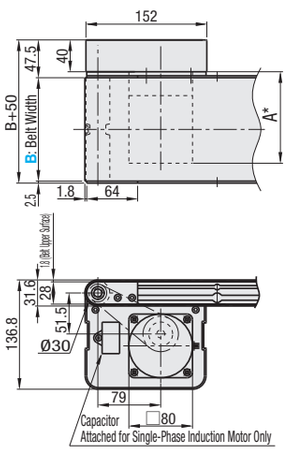

*When L≤360, counterbores for the nuts will not be provided. However, each slot has 4 pre-inserted nuts provided.
The dimensions in the diagram is for Belt Specifications H (0.8mm THK.). Take note that belt thickness varies by Belt Specifications. For Belt Specifications, see **P1279**~.

Part Number	B 10mm Increment	L 5mm Increment	Motor: Output (W)	Motor: Voltage (V)	Motor: Specification	Motor: Gearhead Reduction Ratio	Belt Specification	F (Additional Counterbores) 5mm Increment	Motor Manufacturer Selection (The prices vary by manufacturer.)
CVSFC	70~300	280~2000	6 25	TA230 (Single-phase)	IM (Induction Motor) SCM (Variable Speed Motor)	5 7.5 9 12.5 15 18 25 30 36 50 60 75 90 100 120 150 180 ⊗5~9 not applicable for 6W Motor	H (General Purpose, Green) W (General Purpose, White) G (For Sliding, Green) S (For Sliding, White) D (For Electronic Parts Transfer) O (Oil Resistant) N (Non-adhesive) J (No Belt) *For belts other than the above, select from Belt Specification below.	190<F<L-210 *When not specified, there will be no additional counterbores.	A (Panasonic Motor) B (Oriental Motor)
			25						
			6 25	NV (No Motor)	NM (No Motor)	NH (No Gearhead)			R (No Motor, Gearhead)

Connect the motor so that the belt rotates in the direction of conveyance. For connection diagram, and details of motor and inverter, see **P. 1267** onward.
When "No motor, gearhead" is selected, the motor mounting hole pitch will vary depending on the motor's power rating. Please see Technical Information in our Conveyor Selection web site for the dimension details.
When "No motor, gearhead" is selected, this unit will be delivered unassembled. The customer is to assemble the unit according to the included assembly instructions. See our Conveyor Selection site for assembly procedures and packaging details.
Note that warpage might occur in belts with meandering prevention crosspiece depending on the number of plies (thickness).

Belt Specification	Standard Belt (Body Price Only)	Optional Belt 1	Optional Belt 2	No Belt
General Purpose	H (Green), W (White)	-	-	J (No Belt)
For Sliding	G (Green), S (White)	-	-	
Grip Type	-	-	GG (Green), GW (White)	
Oil Resistant	O (Green)	OW (White)	-	
Non-adhesive	N (White)	NB (Sky Blue), NBG (Lime Green) HH (Green), HW (White)	-	
For Food Transfer	-	KW (White), KSB (Sky Blue), PHB (Sky Blue)	-	
For Electronic Parts Transfer	D (Black)	-	-	

For flat belt details, see **P.1279** onward.
In case of selectiong Optional Belts, please select motor manufacturer A or B (Motor C is applicable for Standard Belt only.)

Part Number	B	Body Price 1 ~ 2 pc(s).																	
		L280~300	L305~400	L405~500	L505~600	L605~700	L705~800	L805~900	L905~1000	L1005~1100	L1105~1200	L1205~1300	L1305~1400	L1405~1500	L1505~1600	L1605~1700	L1705~1800	L1805~1900	L1905~2000
CVSFC	70~100																		
	110~150	-																	
	160~200	-	-																
	210~250	-	-	-															
	260~300	-	-	-	-														

For orders larger than indicated quantity, please check with WOS.

Motor Spec. Price	Motor Output	Specification	A (Panasonic Motor)	B (Oriental Motor)	R (No Motor, Gearhead)
	6W 25W	IM			
		SCM			

Belt Spec. Price	Standard Belt	Optional Belt 1	Optional Belt 2	No Belt

Ordering Example

Part Number	-	B	-	L	-	Motor: Output	-	Motor: Voltage	-	Motor: Specification	-	Motor: Gearhead Reduction Ratio	-	Belt Specification	-	F	-	Motor Manufacturer Selection
CVSFC	-	100	-	1000	-	25	-	TA230	-	IM	-	25	-	H	-	F500	-	A

Ex.) For No Belt — CVSFC-100-1000-25-TA230-SCM-25-J-F300-A
Ex.) For Optional Belt 2 — CVSFC-100-1000-25-TA230-SCM-25-GG-F300-B
Ex.) For No Motor, Gearhead — CVSFC-100-1000-25-NV-NM-NH-H-F300-R

Body Price + Motor, Belt Spec. Price = Unit Price

Alterations

Motor Position Reversed
Motor Cover with Window
Brackets for Speed Controller Included
Post-Assembly Insertion Nuts Included
Motor with Terminal Box
Stands (Legs)

For details of alterations, see **P. 1264** onward.

*** A Dimension Details**

Output (W)	Motor: Specification	Motor: Manufacturer	Reduction Ratio	A
6W	Induction Motor	Panasonic	12.5~25	101.0
			30~180	108.0
		Oriental	12.5~25	105.0
			30~180	115.0
	Variable Speed Motor	Panasonic	12.5~25	111.0
			30~180	118.0
		Oriental	12.5~25	115.0
			30~180	125.0
25W	Induction Motor	Panasonic	5~180	115.0
		Oriental	5~18	117.0
			25~180	127.5
	Variable Speed Motor	Panasonic	5~180	125.0
		Oriental	5~18	127.0
			25~180	137.5

Conveying Capacity

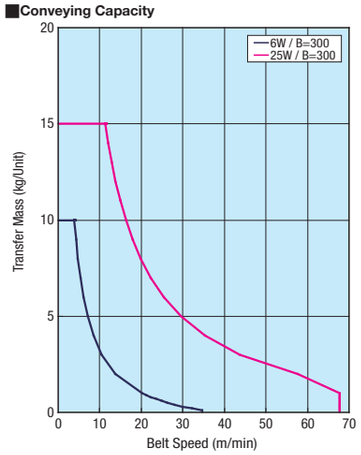

*Reference Value may different by selected Belt.

Gearhead Reduction Ratio

*May decrease depending on load condition.

Gearhead Reduction Ratio	Belt Speed (m/min) 50Hz	Belt Speed (m/min) 60Hz
5	56.4	67.7
7.5	37.6	45.1
9	31.3	37.6
12.5	22.6	27.1
15	18.8	22.6
18	15.7	18.8
25	11.3	13.5
30	9.4	11.3
36	7.8	9.4
50	5.6	6.8
60	4.7	5.6
75	3.8	4.5
90	3.1	3.8
100	2.8	3.4
120	2.4	2.8
150	1.9	2.3
180	1.6	1.9