

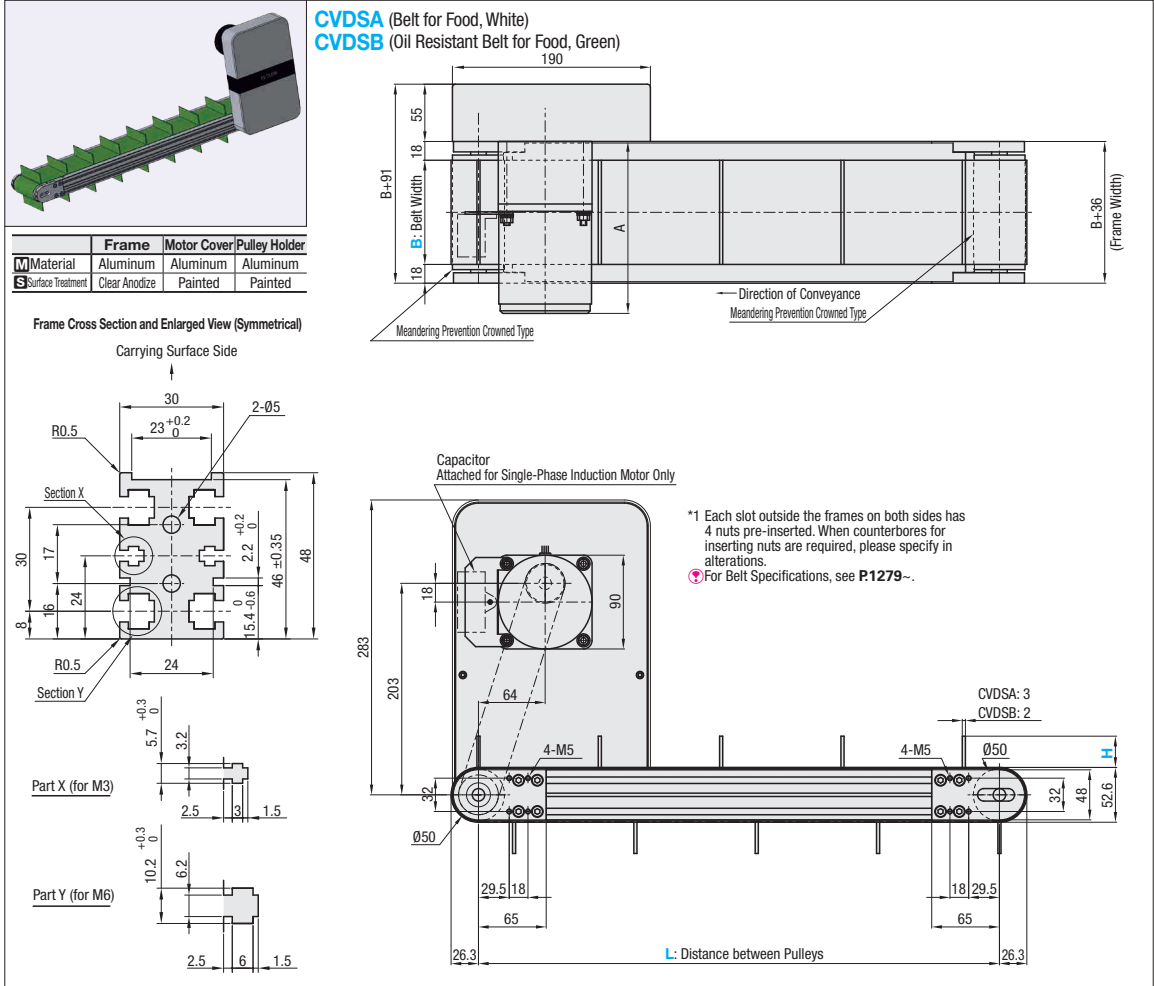
# Flat Belt Conveyors

## Guided, Head Drive, 3-Slot Frame (Pulley Dia. 50mm)

Dedicated web site <http://fa.misumi.jp/cvs/>

Conveyor selecting, component purchases, and easy search for maintenance parts are available.

■ **Features:** A conveyor suitable for pitch transfer or inclined transfer of small workpiece, etc.



Part Number	Crosspiece Height H Selection	B Selection	L 5mm Increment	Output (W)	Voltage (V)	Motor Specification	Gearhead Reduction Ratio	Belt Specification	Motor Manufacturer Selection	Number of Crosspieces Specified in increments of 1
CVDSA (Belt for Food, White)	30	50 100 150 200 250 300	500~3000	40	TA230 (Single-phase)	IM (Induction Motor) SCM (Variable Speed Motor)	7.5 9 12.5 15 18 25 30 36 50 60 75 90 100 120 150 180	WS (For Food, White)	A (Panasonic Motor) B (Oriental Motor)	* Number of crosspieces ≤ Perimeter (2L+160) / 50 Please note that the crosspiece pitch is automatically calculated by dividing the perimeter by the number of crosspieces.
					NV (No Motor)	NM (No Motor)	NH (No Gearhead)		R (No Motor, Gearhead)	
CVDSB (Oil Resistant Belt for Food, Green)	30	50 100 150 200 250 300	500~3000	40	TA230 (Single-phase)	IM (Induction Motor) SCM (Variable Speed Motor)	7.5 9 12.5 15 18 25 30 36 50 60 75 90 100 120 150 180	HS (For Food and Oil Resistance, Green)	A (Panasonic Motor) B (Oriental Motor)	* Number of crosspieces ≤ Perimeter (2L+160)/50 Please note that the crosspiece pitch is automatically calculated by dividing the perimeter by the number of crosspieces.
					NV (No Motor)	NM (No Motor)	NH (No Gearhead)		R (No Motor, Gearhead)	

- ① Connect the motor so that the belt rotates in the direction of conveyance. For connection diagram, and details of motor and inverter, see P.1267 onward.
- ② When "No motor, gearhead" is selected, the motor mounting hole pitch will vary depending on the motor's power rating. Please see Technical Information in our Conveyor Selection web site for the dimension details.
- ③ When "No motor, gearhead" is selected, this unit will be delivered unassembled. The customer is to assemble the unit according to the included assembly instructions. See our Conveyor Selection site for assembly procedures and packaging details.
- ④ Installation must be done by two or more persons. Make sure to perform meandering adjustments again when using it on a slope. Using it without readjustments may cause meandering, resulting in a breakage to the belt.
- ⑤ When the operation stops with a workpiece placed on the conveyor on a slope, the belt might rotate in reverse direction, which may cause the workpiece to fall. To avoid this, specify the motor with electromagnetic brake in alterations when using the conveyor on a slope. For details, see P.1265.
- ⑥ Make sure to secure the stand with anchors when using the conveyor on a slope.
- ⑦ When using the conveyor on a slope, the gradient must not exceed 30°.
- ⑧ Belt may deflect up to about 50mm by its own weight.
- \* The pitch for crosspieces is automatically determined by the specified number of pitches. Please note that pitches with decimal part will be considered as target dimensions.

Part Number	H	B	Body Price 1 ~ 2 pc(s).																				Unit Price for Welding Crosspieces (Body Price +)
			L500-600	L605-700	L705-800	L805-900	L905-1000	L1005-1100	L1105-1200	L1205-1300	L1305-1400	L1405-1500	L1505-1600	L1605-1700	L1705-1800	L1805-1900	L1905-2000	L2005-2200	L2205-2400	L2405-2600	L2605-2800	L2805-3000	
CVDSA (Belt for Food, White)	30	50																					
		100	-																				
		150	-	-																			
		200	-	-	-																		
		250	-	-	-	-																	
		300	-	-	-	-																	
CVDSB (Oil Resistant Belt for Food, Green)	30	50																					
		100	-																				
		150	-	-																			
		200	-	-	-																		
		250	-	-	-	-																	
		300	-	-	-	-																	

For orders larger than indicated quantity, please check with WOS.

Motor Spec. Price	Motor Output	Specification	A (Panasonic Motor)	B (Oriental Motor)	R (No Motor, Gearhead)
	40W	IM SCM			



Ordering Example


Part Number	H	B	L	Motor				Belt Specification	Motor Manufacturer Selection	Number of Crosspieces
CVDSA	30	100	1000	Output	Voltage	Specification	Gearhead Reduction Ratio	WS	A	10

Ex.) For Regular Specifications CVDSA30-100-1200-40-TA230-IM-25-WS-C-17  
Ex.) For No Motor, Gearhead CVDSA30-100-1000-40-NV-NM-NH-WS-R-10

$$\text{Body Price} + \text{Motor, Belt Spec. Price} + \text{Price for Welding Crosspieces} = \text{Unit Price}$$



Example



Alterations

Motor Position Reversed
Additional Counterbores
Post-Assembly Insertion Nuts Included
Motors with Electromagnetic Brake
Motor with Terminal Box
Stands (Legs)
Inclined Stand (Legs)

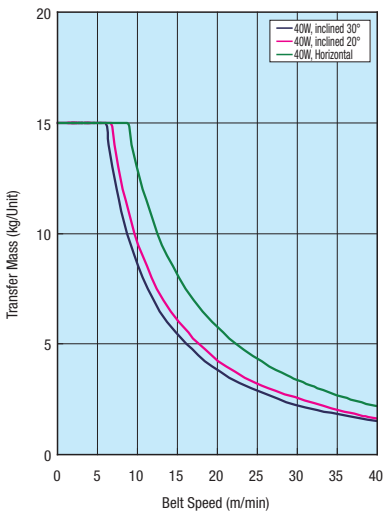
For details of alterations, see P.1264 onward.

### A Dimension Details

Output (W)	Motor		Reduction Ratio	A
	Specification	Manufacturer		
40W	Induction Motor	Panasonic Motor	7.5~180	142.0
		Oriental Motor	7.5~18	147.0
	Variable Speed Motor	Panasonic Motor	25~180	165.0
		Panasonic Motor	7.5~180	152.0
		Oriental Motor	7.5~18	157.0
		Oriental Motor	25~180	175.0

### Conveying Capacity

\* Reference Value



### Gearhead Reduction Ratio

\* May decrease depending on load condition.

Gearhead Reduction Ratio	Belt Speed (m/min)	
	50Hz	60Hz
7.5	31.4	37.7
9	26.2	31.4
12.5	18.8	22.6
15	15.7	18.8
18	13.1	15.7
25	9.4	11.3
30	7.9	9.4
36	6.5	7.9
50	4.7	5.7
60	3.9	4.7
75	3.1	3.8
90	2.6	3.1
100	2.4	2.8
120	2.0	2.4
150	1.6	1.9
180	1.3	1.6