Standard Roller Chains / Joint Links / Offset Links

■Standard Roller Chains

Type	Ⓜ Material
CHE□□	Steel
CHEM□□	Lubrication-Free (Steel, Oil Impregnated Bushings)
CHES□□	Stainless Steel

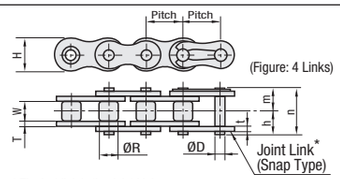

(Figure: 4 Links)

* The last link is the Joint Link.
* No.11~60 Joint Links are the Snap Type and No. 80 Joint Links are the Cotter Pin Type.

■Number of Links Configurable

Part Number TYPE	No	Number of Links (Specify Even Number)	Pitch	h	m	n	T	t	ØD	ØR	H	W	Max. Allowable Tension (kN)	Unit Price: Less than one unit link	Unit Price: One Unit Link or More	Cutting Charge (+ Unit Price)
CHE	15	4~	4.763	3.05	3.85	6.80	0.57	0.57	1.62	2.48	4.3	2.38	0.31			
	25		6.35	3.80	4.80	8.60	0.75	0.75	2.31	3.30	5.8	3.18	0.64			
	35		9.525	5.70	7.10	12.80	1.25	1.25	3.59	5.08	8.8	4.78	2.16			
	40		12.7	8.02	9.53	17.55	1.50	1.50	3.97	7.92	11.7	7.95	3.63			
	50		15.875	10.15	11.60	21.75	2.00	2.00	5.09	10.16	14.6	9.53	6.37			
	60		19.05	12.65	14.15	26.80	2.40	2.40	5.96	11.91	17.5	12.70	8.83			
	80		25.4	16.07	19.18	35.25	3.20	3.20	7.94	15.88	23.0	15.88	14.71			
CHEM	40		12.7	8.55	10.05	18.60	2.00	1.50	3.97	7.92	11.7	7.95	3.63			
	50		15.875	10.57	12.03	22.60	2.40	2.00	5.09	10.16	14.6	9.53	6.37			
	60		19.05	13.45	14.95	28.40	3.20	2.40	5.96	11.91	17.5	12.70	8.83			
CHES	11		3.747	2.28	3.17	5.44	0.38	0.38	1.57	2.29	3.5	1.83	0.05			
	25		6.35	3.80	4.80	8.60	0.75	0.75	2.31	3.30	5.8	3.18	0.64			
	35		9.525	5.70	7.10	12.80	1.25	1.25	3.59	5.08	8.8	4.78	2.16			
	40		12.7	8.02	9.53	17.55	1.50	1.50	3.97	7.92	11.7	7.95	3.63			
	50		15.875	10.15	11.60	21.75	2.00	2.00	5.09	10.16	14.6	9.53	6.37			
	60		19.05	12.65	14.15	26.80	2.40	2.40	5.96	11.91	17.5	12.70	8.83			

■Number of Links Fixed (per Unit)

Part Number TYPE	No	Number of Links	Number of Links per Unit	Unit Price: CHE□□-U	Unit Price: CHEM□□-U	Unit Price: CHES□□-U
CHE CHEM CHES	11	U	134 (Circumference Length 502mm)	-	-	
	15		210 (Circumference Length 1000mm)		-	-
	25		480 (Circumference Length 3048mm)		-	
	35		320 (Circumference Length 3048mm)		-	
	40		240 (Circumference Length 3048mm)			
	50		192 (Circumference Length 3048mm)			
	60		160 (Circumference Length 3048mm)			
	80		120 (Circumference Length 3048mm)		-	-

① Specify links by even numbers. The last link is the Joint Link.
② When the ordered number of links exceeds the given number of links per unit, the qty. of links per unit and the extra qty. of links are packaged separately.
Ex.) For CHE40-600, 3 separate packages: 240 links x 2 units +120 links
CHEM (Lubrication-free Chain) differs from CHE (Steel Chain) in dimensions and may require additional joint links. In such a case, specify JMTC or JMOC.

Features of Lubrication-Free Chains

Lubrication-free chains are provided with the self-lubrication property and thus, are maintenance-free. Use them where lubrication should be avoided or oiling maintenance is hard to do.

• Structure

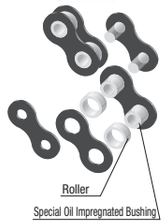

• Wear Stretch Data

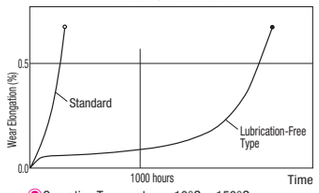

Operating Temperature: -10°C ~ 150°C
Use with chain velocity of 150m/min or less.

Can suppress wear stretch resulting from long time continuous operation more drastically than the Standard Type.

Ordering Example

	Part Number	-	Number of Links
(Number of Links Configurable)	CHE80	-	200
(Unit Type)	CHE80	-	U

■Joint Link ■Offset Link

■Joint Link

JNTC (Steel)
JMTC (Lubrication-Free)
JNTS (Stainless Steel)

Snap Type
Applicable to No.11 ~ 60

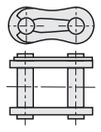

Cotter Pin Type
Applicable to No.80

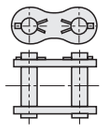

■Offset Link

JNOC (Steel)
JMOC (Lubrication-Free)
JNOS (Stainless Steel)

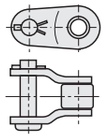

* Use offset links when an odd number of links are required.

Part Number Type	No.	Unit Price: Joint Link JNTC	Joint Link JMTC	Joint Link JNTS	Offset Link JNOC	Offset Link JMOC	Offset Link JNOS
		10 ~ 50 Links					
(Joint Link)	11	-	-		-	-	-
JNTC	15		-	-	-	-	-
JMTC	25		-		-	-	-
JNTS	35		-			-	
(Offset Link)	40						
JNOC	50						
JMOC	60						
JNOS	80		-			-	

When ordering 1~ 9 link(s), "Unit Price + Low Quantity Surcharge (Line Item)" is applied.

■Correspondence Table b/w chains and joint links

Chain Part Number	Joint Link Part Number
CHE□□	JNTC, JNOC
CHEM□□	JMTC, JMOC
CHES□□	JNTS, JNOS

Ordering Example

Part Number
JNTC25

Standard Sprockets

11B, 15B Series

■Features: The Pilot Hole Type allowing taps or keyways to be machined freely is added to the product lineup.

Type	Ⓜ Material
SSP11B	EN 1.4305 Equiv.
SP15B	EN 1.1181 Equiv.

Ⓐ Accessory: Set Screw
(Only for shaft bore specifications P and N)

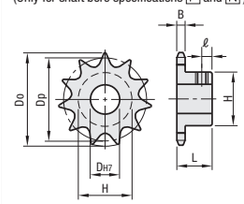

Shaft Bore Specs. S (Pilot Bore)

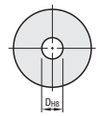

Shaft Bore Specs. P (Round Bore + Tap) 11B

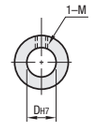

Shaft Bore Specs. P (Round Bore + Tap) 15B

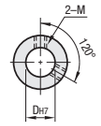

Shaft Bore Specs. N (New JIS Key + Tap)

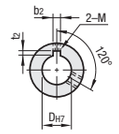

Set Screw (11B)
Number of Teeth 12 ~ 18: M3
20 ~ 48: M4

Offset between tooth tip and keyway is ±0.5mm.

Part Number Type	Number of Teeth	Shaft Bore Specs.	S Specification (DHB)	P Specification (DH7)	N Specification (DH7)	Dp	Do	H	L	B	ℓ	Mass (g)	Unit Price: S Specification	Unit Price: P, N Specification
SSP11B	12	S P	5	5	-	14.475	16.2	9.4	10.5	1.6	4	6		
	15		5	5 6		18.02	19.9	13				12		
	16		5	5 6 8		19.204	21.1	14				14		
	18		6	6 8		21.575	23.5	16				18		
	20		8	8 10		23.949	25.9	19				23		
	24		8	8 10		28.703	30.7					26		
	28		8	8 10		33.462	35.5					29		
	30		8	8 10		35.842	37.9					30		
	34		8	8 10		40.604	42.7					38		
	36		8	8 10		42.986	45.1					41		
	40		8	8 10		47.751	49.8					47		
	48		8	8 10		57.283	59.4					61		
SP15B	11	S P	5	5	-	16.9	19	11	10	2	4	9		
	12		5	5 6		18.4	20.5	12				10		
	13		5	5 6 8		19.9	22	14				14		
	14		8	8		21.4	23.5	15	12		5	17		
	15		8	8		22.91	25	17				22		
	16		10	10		24.41	26.5	18				23		
	17		10	10		25.92	28	20	14		6	32		
	18		10	10		27.43	29.5	22				40		
	20		10	10		30.44	32.5	24				49		
	24	S N	10	-	10 12 15	36.49	39	30	16		7	88		
	26		12		12 15 16	39.51	42	33				104		
	28		12		12 15 16	42.54	45	37				131		
	30		12		12 15 16	45.56	48	39				147		
	33		12		12 15 16	50.1	52.5	40	18		8	178		
	35		12		12 15 16	53.13	55.5	40				182		

Shaft bore tolerance of S/P5 to S/P6 is H8.

■Shaft Bore Machining Dimension Table (15B)

Shaft Bore Dia. D	Keyway b2xt2	Set Screw M
5, 6	-	3
8	-	4
10	3x1.4	4
12	4x1.8	5
15	5x2.3	6
16	5x2.3	6

Ordering Example

Part Number	-	Bore Specification	-	Shaft Bore Dia.
SSP11B15	-	P	-	6
SP15B20	-	S	-	10