Locating Pins - Large Head, Tapered

Plastic Tip

Features: Plastic material bonded to the tip of insertion guide prevents workpiece from being scratched.

Material No.	Pin: Material	Pin: Hardness	Head: Plastic Material	Type	D Tolerance and Shape Code
①	EN 1.2510 Equiv.	Treated Hardness: 60 ~ 63HRC	MC Nylon	JPPH	B (Press Fit, m6) PB (Press Fit, p6) TA (Tapped, g6) NA (Threaded, g6)
②	EN 1.4301 Equiv.	-		SJPPH	
③	EN 1.4037 Equiv.	Treated Hardness: 50 ~ 55HRC		CJPPH	

Features of MC Nylon P.2-953

EN 1.4037 Equiv. has an identification groove at any position on D part.

• Press Fit

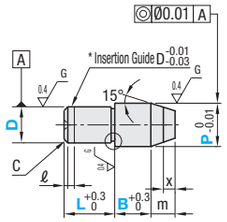

• Tapped

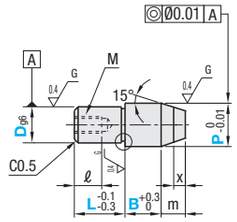

• Threaded

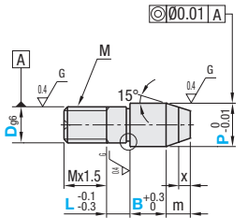

a=1.0
d=D-0.2

* The insertion guide is applicable to tolerance p6 only.

EN 1.4301 Equiv. may not be polished and may have no centering hole.

Relief dimension is a reference value.

RoHS10

Press Fit

Part Number: Type	Shape Code	D	D dim. Tolerance m6	D dim. Tolerance p6	P 0.01mm Increment	L 1mm Increment	B 0.1mm Increment	C	m	x	ℓ	Unit Price ① EN 1.2510 Equiv. Hardened JPPHB JPPHPB	② EN 1.4301 Equiv. SJPPHB SJPPHPB	③ EN 1.4037 Equiv. CJPPHB CJPPHPB
JPPH SJPPH CJPPH	B (m6) PB (p6)	5	+0.012 +0.004	+0.020 +0.012	5.50~8.00	5~10	2.0~10.0	1	5	4	1			
		6			6.50~10.00	6~12	2.0~12.0							
		8	+0.015 +0.006	+0.024 +0.015	9.00~13.00	8~16	2.0~15.0	1.5						
		10			11.00~15.00	10~20	3.0~20.0	2						
		12	+0.018 +0.007	+0.029 +0.018	13.00~16.00	12~24								
		13			14.00~18.00	13~26	5.0~20.0				2			
		16			17.00~25.00	16~32		3	6	5				
		20	+0.021 +0.008	+0.035 +0.022	22.00~30.00	20~40								

Tapped

Part Number: Type	Shape Code	D	D dim.	P 0.01mm Increment	L 1mm Increment	B 0.1mm Increment	m	x	M (Coarse)	* Tightening Torque N·cm	ℓ	Unit Price ① EN 1.2510 Equiv. Hardened JPPHTA	② EN 1.4301 Equiv. SJPPHTA	③ EN 1.4037 Equiv. CJPPHTA
JPPH SJPPH CJPPH	TA	5	-0.004 -0.012	5.50~8.00	5~10	2.0~10.0	5	4	M2	-	3			
		6		6.50~10.00	6~12	2.0~12.0			M3	98	5			
		8	-0.005 -0.014	9.00~13.00	8~16	2.0~15.0			M5	461	8			
		10		11.00~15.00	10~20	3.0~20.0								
		12	-0.006 -0.017	13.00~16.00	12~24									
		13		14.00~18.00	13~26	5.0~20.0								
		16		17.00~25.00	16~32		6	5	M6	784	9			
		20	-0.007 -0.020	22.00~30.00	20~40									

When D=5, L+B≥Mx4+1 When D≥6, L+B≥Mx3+1

* The tightening torque (ref. value) for hardened products is strength class 8.8. (See technical data on P. 2297.) Not applicable when using locking materials or lock washers.

Threaded

Part Number: Type	Shape Code	D	D dim. Tolerance g6	P 0.01mm Increment	L 1mm Increment	B 0.1mm Increment	m	x	M (Coarse)	* Tightening Torque N·cm	Unit Price ① EN 1.2510 Equiv. Hardened JPPHNA	② EN 1.4301 Equiv. SJPPHNA	③ EN 1.4037 Equiv. CJPPHNA
JPPH SJPPH CJPPH	NA	5	-0.004 -0.012	5.50~8.00	3~10	2.0~10.0	5	4	M5	461			
		6		6.50~10.00	3~10	2.0~12.0			M6	784			
		8	-0.005 -0.014	9.00~13.00	5~10	2.0~15.0			M8	1911			
		10		11.00~15.00	5~15	3.0~20.0			M10	3783			
		12	-0.006 -0.017	13.00~16.00	8~15				M12	6605			
		16		17.00~25.00	8~20	5.0~20.0	6	5	M16	16366			
		20	-0.007 -0.020	22.00~30.00	10~20				M20	32928			

* The tightening torque (ref. value) for hardened products is strength class 8.8. (See technical data on P. 2297.) Not applicable when using locking materials or lock washers.

Ordering Example

Part Number: Type	Shape	D	-	P	-	L	-	B
JPPH	B	8	-	P10.00	-	L10	-	B5.5
CJPPH	TA	16	-	P25.00	-	L22	-	B13.0

Alterations

Part Number	-	P	-	L	-	B	-	(RC)
SJPPHB10	-	P15.00	-	L12	-	B6.4	-	RC

Alteration	Sphere Tip
Code	RC
Spec.	Changes the relief to R0.5. Ordering Code RC 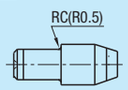 Applicable when P-D≥2

Locating Pins

Plastic, Large Head

Features: Plastic Locating Pins which prevent workpiece damages.

Type: P Configurable	Type: P, L, B Configurable	Fixed Part	Head Shape	Material	Operating Ambient Temperature
JP	FJP	Z (Press Fit) Y (Tapped)	A (Tapered) FA (Flat) Q (Sphere)	Polyacetal (Black)	-45~95°C
MJP	MFP			MC Nylon (Blue)	-40~120°C
DJP	DFP			Conductive MC Nylon CDR2 (Black)	-40~120°C
JKP	FKP			PEEK (Natural Ivory)	-50~250°C

Characteristics of Polyacetal, MC Nylon, Conductive MC Nylon, PEEK P.2-953, 954

(For Polyacetal and MC Nylon, refer to Standard Grade.)

Some combinations are not available. Refer to the price list to select the available combination.

• Press Fit

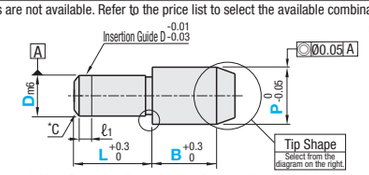

* When D=1, chamfering C at the D dimension part is 0.1.

• Tapped

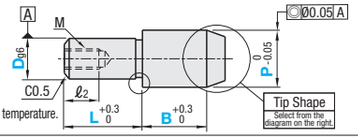

The outer diameter tolerance is the result of measurement at room temperature.

Tip Shape Selectable

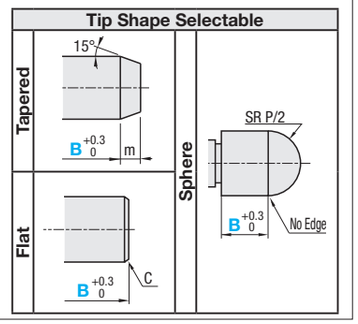

P Configurable

Part Number: Type	Fixed Part	Head Shape	D	D dim. Tolerance m6	D dim. Tolerance g6	P 0.01mm Increment	L Press Fit	L Tapped	B	C	m	ℓ1	M (Coarse)	ℓ2
JP	Z (Press Fit) Y (Tapped) Applicable when D≥6	A (Tapered) FA (Flat) Q (Sphere)	1	+0.008 +0.002	-	1.50~2.50	3	-	3	0.3	0.5	0	-	-
			2			2.50~4.00	4			0.5	1			
MJP			3			3.50~6.00	5		5		2	1		
			4	+0.012 +0.004		4.50~7.00			6	1	3			
DJP			5			5.50~8.00	10							
			6		-0.004 -0.012	6.50~10.00		10	8				M3	5
JKP			8	+0.015 +0.006	-0.005 -0.014	9.00~13.00	15	15		1.5	4		M5	8
			10			11.00~15.00			10	2			M5	8

P, L, B Configurable

Part Number: Type	Fixed Part	Head Shape	D	D dim. Tolerance m6	D dim. Tolerance g6	P 0.01mm Increment	L 1mm Increment Press Fit	L 1mm Increment Tapped	B 0.1mm Increment	C	m	ℓ1	M (Coarse)	ℓ2
FJP	Z (Press Fit) Y (Tapped) Applicable when D≥6	A (Tapered) FA (Flat) Q (Sphere)	1	+0.008 +0.002	-	1.50~2.50	2,3	-	2.0~5.0	0.3	0.5	0	-	-
			2			2.50~4.00	2~6		2.0~10.0	0.5	1			
MFP			3			3.50~6.00	3~6		2.0~10.0		2	1		
			4	+0.012 +0.004		4.50~7.00	4~8		2.0~10.0	1	3			
DFP			5			5.50~8.00	5~10		2.0~10.0					
			6		-0.004 -0.012	6.50~10.00	6~12	6~12	2.0~12.0				M3	5
FKP			8	+0.015 +0.006	-0.005 -0.014	9.00~13.00	8~16	8~16	2.0 (3.0)~15.0	1.5	4		M5	8
			10			11.00~15.00	10~20	10~20	3.0 (4.0)~20.0	2			M5	8

B dimension of Flat is in ( ).

Ordering Example

Part Number: Type	Fixed Part	Head Shape	D	-	P	-	L	-	B
JP	Z	A	8	-	10.00				
FJP	Y	Q	10	-	P12.00	-	L12	-	B7.0

Alterations

Part Number	-	P	-	L	-	B	-	(HSC)
JKPYA6	-	8.00					-	HSC
FKPYFA10	-	P13.00	-	L18	-	B5.0	-	HSC

Alteration	Threaded Insert
Code	HSC
Spec.	Adds a threaded insert on Tapped. D6:M3 D8, 10:M5 Ordering Code HSC

Press Fit

D	Tapered Unit Price JPZA	MJPZA	DJPZA	JKPZA	FJPZA	MFPZA	DFPZA	FKPZA	Flat Unit Price JPZFA	MJPZFA	DJPZFA	JKPZFA	FJPZFA	MFPZFA	DFPZFA	FKPZFA	Sphere Unit Price JPZQ	MJPZQ	DJPZQ	JKPZQ	FJPZQ	MFPZQ	DFPZQ	FKPZQ
1				-																				
2				-																				
3				-																				
4				-																				
5				-																				
6				-																				
8				-																				
10				-																				

Tapped

D	Tapered Unit Price JPYA	MJPYA	DJPYA	JKPYA	FJPYA	MFPYA	DFPYA	FKPYA	Flat Unit Price JPYFA	MJPYFA	DJPYFA	JKPYFA	FJPYFA	MFPYFA	DFPYFA	FKPYFA	Sphere Unit Price JPYQ	MJPYQ	DJPYQ	JKPYQ	FJPYQ	MFPYQ	DFPYQ	FKPYQ
6	-			-				-	-			-		-		-	-							
8	-			-				-	-			-		-		-	-							
10	-			-				-	-			-		-		-	-							