Locating Pins - Small Head, Tapered

Tapped

Spec.Change
Printed in Purple

Features: Small Head, Tapered with the shape designed to be mounted from back using bolts. Improved maintainability compared to the press fit type.

Material No.	M Material	S Surface Treatment	H Hardness	P Selectable Type	P Selectable Shape Code	P Configurable Type	P Configurable Shape Code	P, L, B Configurable Type	P, L, B Configurable Shape Code
①	EN 1.2510 Equiv.	-	Treated Hardness: 60 ~ 63HRC	JPS	TB (Round)	JPS	TA (Round) TD (Diamond)	FPS	TA (Round) TD (Diamond)
②	EN 1.2510 Equiv.	Hard Chrome Plating Plating Thickness: 3μm or more	Treated Hardness: 50 ~ 55HRC Plating Hardness: 750HV ~	-		GJPS		GFPS	
④	EN 1.4301 Equiv.*	-	-	SJPS		SJPS		SFPS	
⑤	EN 1.4301 Equiv.	Hard Chrome Plating Plating Thickness: 3μm or more	Plating Hardness: 750HV ~	-		-		HFPS	
⑥	EN 1.4125 Equiv.	-	Treated Hardness: 50 ~ 55HRC	CJPS		-		CFPS	

* For P Selectable Type, it is EN 1.4301 Equiv. equivalent.

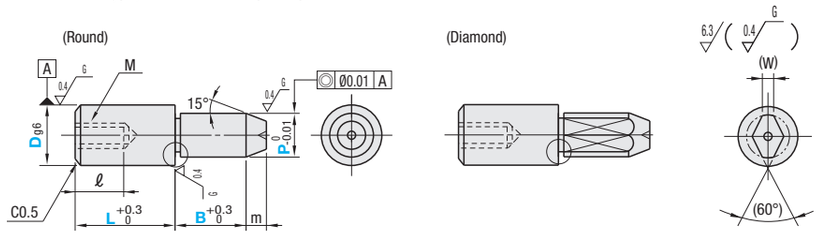

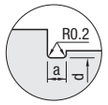

a=1.0
d=P-0.2
Relief dimension is a reference value.

EN 1.4125 Equiv. has an identification groove at any position on D part.

RoHS10

P Selectable

Type	Shape	D	D dim. Tolerance g6	P Selection	L	B	m	M (Coarse)	* Tightening Torque N·cm	ℓ
JPS SJPS CJPS	TB (Round)	6	-0.004 -0.012	4 5	10	5	2	M3	147	5
		8	-0.005 -0.014	6 7	15	6	3	M5	676	8
		10		7 8 9 10		8				
		12	-0.006 -0.017	8 9 10 11 12						

P Configurable

Type	Shape	D	D dim. Tolerance g6	P 0.01mm Increment	L	B	m	(W)	M (Coarse)	* Tightening Torque N·cm	ℓ
JPS GJPS SJPS	TA (Round) TD (Diamond)	5	-0.004 -0.012	3.00~5.00	10	5	2	1.2	M2	-	3
		6		4.00~6.00				1.5	M3	147	5
		6T							M2.6	-	4
		8	-0.005 -0.014	6.00~8.00	15	6	3	1.8	M5	676	8
		8T							M4	333	6
		10		7.00~10.00		8		2.2	M5	676	8
		12	-0.006 -0.017	7.00~12.00				2.5			
		13		8.00~13.00	22		4	3	M8	2803	12
		16		10.00~16.00		10		4			
		20	-0.007 -0.020	13.00~20.00	30			5			

P, L, B Configurable

Type	Shape	D	D dim. Tolerance g6	P 0.01mm Increment	L 1mm Increment	B 0.1mm Increment	m	(W)	M (Coarse)	* Tightening Torque N·cm	ℓ
FPS GFPS SFPS HFPS CFPS	TA (Round) TD (Diamond)	5	-0.004 -0.012	3.00~5.00	8~10	2.0~10.0	2	1.2	M2	-	3
		6		4.00~6.00	8(9)~12	2.0~12.0		1.5	M3	147	5
		6T							M2.6	-	4
		8	-0.005 -0.014	6.00~8.00	11(12)~16	2.0~15.0	3	1.8	M5	676	8
		8T							M4	333	6
		10		7.00~10.00	11(12)~20	3.0~20.0		2.2	M5	676	8
		10T			8(12)~16				M4	333	6
		12	-0.006 -0.017	7.00~12.00	12~24	3.0~20.0		2.5	M5	676	8
		12T			8(12)~18				M4	333	6
		13		8.00~13.00	13(14)~26	5.0~20.0	4	3	M8	2803	10
		13T			10(14)~20				M6	1156	9
		16		10.00~16.00	16~32	5.0~20.0		4	M8	2803	12
		16T			10(14)~24				M6	1156	9
		20	-0.007 -0.020	13.00~20.00	20~40	5.0~20.0		5	M8	2803	12
		20T			12(18)~30				M6	1156	9

L dimension in ( ) is applicable to Diamond Shape. Note the strength of under-head part. P.1566 Please confirm pilot hole depth on P.1566. Holes may go through.
Pins of D dimension with T have one size smaller thread diameter and larger wall thickness. (Actual D dimension is the number without "T".)
* Tightening torque (reference) will be within Strength Class of Tightening Torque on Technical Data P. 2297 (10.9). Not applicable when using locking materials or lock washers.

Ordering Example

Part Number										
Type	Shape	D	-	P	-	L	-	B		
JPS	TA	6	-	P4.50						
FPS	TA	10	-	P8.52	-	L12	-	B6.4		

P Selectable

D	Unit Price Round Shape ①EN 1.2510 Equiv. Hardened JPSTB	④EN 1.4301 Equiv. SJPSTB	⑥EN 1.4125 Equiv. CJPSTB
6			
8			
10			
12			

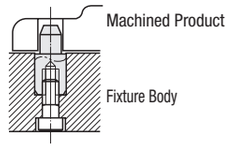

P Configurable

D	Unit Price Round Shape ①EN 1.2510 Equiv. Hardened JPSTA	②Hard EN 1.2510 Equiv. GJPSTA	④EN 1.4301 Equiv. SJPSTA	Unit Price Diamond Shape ①EN 1.2510 Equiv. Hardened JPSTD	②Hard EN 1.2510 Equiv. GJPSTD	④EN 1.4301 Equiv. SJPSTD
5						
6						
6T						
8						
8T						
10						
12						
13						
16						
20						

P, L, B Configurable

D	Unit Price Round Shape ①EN 1.2510 Equiv. Hardened FPSTA	②Hard EN 1.2510 Equiv. GFPSTA	④EN 1.4301 Equiv. SFPSTA	⑤Hard EN 1.4301 Equiv. HFPSTA	⑥EN 1.4125 Equiv. CFPSTA	Unit Price Diamond Shape ①EN 1.2510 Equiv. Hardened FPSTD	②Hard EN 1.2510 Equiv. GFPSTD	④EN 1.4301 Equiv. SFPSTD	⑤Hard EN 1.4301 Equiv. HFPSTD	⑥EN 1.4125 Equiv. CFPSTD
5							-			
6										
6T										
8										
8T										
10										
10T										
12										
12T										
13										
13T										
16										
16T										
20										
20T										

Alterations

Part Number	-	P	-	L	-	B	-	(TC, RC, RAC, LAC)
FPSTA10	-	P8.52	-	L12	-	B6.4	-	TC7

Alterations are not available for P Selectable Type.

Alterations	Length of Tapered Point	Sphere Tip	Hex Socket Machining	Wrench Hole Machining
	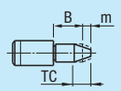	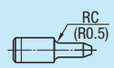	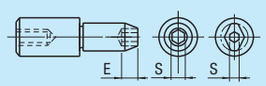	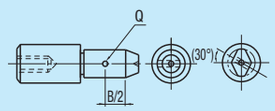
Code	TC	RC	RAC	LAC
Spec.	Changes the m dimension. Ordering Code TC8 (1mm increment) D / TC: 5 3~7; 6 3~9; 8 4~13; 10 4~16; 12 4~20; 13 4~21; 16 5~22; 20 5~22 B+m≥TC+2 (Straight Section min. 2mm) P/2-TC x tan15°(≈0.27) > 0.5 (Tip Ø1.0min.) B dimension changes when TC is specified. (Changed B dimension = B+m-TC) Combination with RAC and LAC is not available.	Changes the relief to R0.5 Ordering Code RC Applicable when D-P≥2. Combination with LAC is not available.	Machines hex sockets. Ordering Code RAC D / Applicable Dimensions P / L / B / Hex Hole Dimensions E / S: 8 8T 6.50~ / 13~ / 6.0~ / 2 / 3; 10 10T 7.00~ / 12 12T / 13 13T 9.00~ / 15~ / 2.5 / 4; 16 16T 10.00~ / 17~ / 3 / 5; 20 20T 13.00~ / 22~ / 4 / 6 Applicable to P, L, B Dimension Configurable Type only. Round Shape is applicable to D≥8, and Diamond Shape to D≥10. Combination with TC, LAC is not available.	Machines wrench holes. Ordering Code LAC D / Applicable Dimensions P / B: 8 8T 6.00~ / 10 10T 7.00(8.00)~ / 12 12T 7.00(8.00)~ / 13 13T 8.00~ / 16 16T 10.00~ / 20 20T 13.00~ 10.0~; 5.0~ Wrench Hole Dimensions P / Q: 6.00~9.99 2; 10.00~15.99 3.5; 16.00~ 5 P dimension in ( ) is applicable to Diamond Shape. Round Shape is applicable to D≥8, and Diamond Shape to D≥10. Orientation between Diamond Shape Head and Wrench Hole is arbitrary. Combination with TC, RC, RAC is not available.