Height Adjusting Pins

Press Fit, Counterbored

Spec.Change
Printed in Purple

Height Adjusting Pins

Flat, Tip Set Screw

Features: Locating Pins for the height direction. Press Fit and Counterbored. O.D. and Height Configurable.

Press Fit

RoHS10

M Material	S Surface Treatment	H Hardness	Type: L Configurable, d dim. Tolerance p6	Type: L Configurable, d dim. Tolerance m6	Type: D and L Configurable, d dim. Tolerance p6	Type: D and L Configurable, d dim. Tolerance m6
EN 1.2510 Equiv.	-	Treated Hardness: 60 ~ 63HRC	JPAT	JPAM	JPATF	JPAMF
EN 1.2510 Equiv.	Black Oxide	Treated Hardness: 60 ~ 63HRC	BJPAT	BJPAM	BJPATF	BJPAMF
EN 1.2510 Equiv.	Hard Chrome Plating	Treated Hardness: 50 ~ 55HRC Plating Hardness: 750HV ~	HJPAT	HJPAM	HJPATF	HJPAMF
EN 1.4301 Equiv.	-	-	SJPAT	SJPAM	SJPATF	SJPAMF
EN 1.4037 Equiv.	-	Treated Hardness: 50 ~ 55HRC	CJPAT	CJPAM	CJPATF	CJPAMF

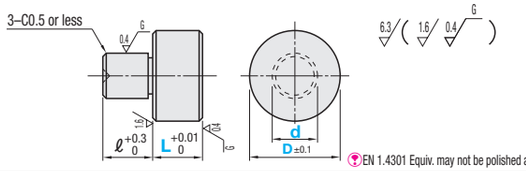

EN 1.4301 Equiv. may not be polished and may have no centering hole.

L Configurable

Part Number: Type (d dim. Tolerance p6)	Type (d dim. Tolerance m6)	d	d dim. Tolerance m6	d dim. Tolerance p6	L 0.01mm Increment	D	ℓ	Unit Price: JPAT JPAM	BJPAT BJPAM	HJPAT HJPAM	SJPAT SJPAM	CJPAT CJPAM
JPAT	JPAM	3	+0.008 +0.002	+0.012 +0.006	2.00~10.00	6	5					
BJPAT	BJPAM	4	+0.012 +0.004	+0.020 +0.012		8	6					
HJPAT	HJPAM	5				10	8					
SJPAT	SJPAM	6			5.00~30.00	12						
CJPAT	CJPAM	8	+0.015 +0.006	+0.024 +0.015		16	10					
		10			10.00~50.00	18	12					
		12	+0.018 +0.007	+0.029 +0.018		20	15					

Example

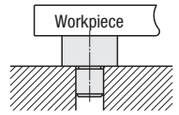

D and L Configurable

Part Number: Type (d dim. Tolerance p6)	Type (d dim. Tolerance m6)	d	d dim. Tolerance m6	d dim. Tolerance p6	L 0.01mm Increment	D 1mm Increment	ℓ	Unit Price: JPATF JPAMF	BJPATF BJPAMF	HJPATF HJPAMF	SJPATF SJPAMF	CJPATF CJPAMF
JPATF	JPAMF	3	+0.008 +0.002	+0.012 +0.006	2.00~10.00	5~30 (d<D<5d)	5					
BJPATF	BJPAMF	4	+0.012 +0.004	+0.020 +0.012			6					
HJPATF	HJPAMF	5					8					
SJPATF	SJPAMF	6			5.00~30.00							
CJPATF	CJPAMF	8	+0.015 +0.006	+0.024 +0.015			10					
		10			10.00~50.00		12					
		12	+0.018 +0.007	+0.029 +0.018			15					

Counterbored



RoHS10

M Material	S Surface Treatment	H Hardness	Type: L Configurable	Type: D and L Configurable
EN 1.2510 Equiv.	-	Treated Hardness: 60 ~ 63HRC	JPHU	JPHUZ
EN 1.2510 Equiv.	Black Oxide	Treated Hardness: 60 ~ 63HRC	BJPHU	BJPHUZ
EN 1.2510 Equiv.	Hard Chrome Plating	Treated Hardness: 50 ~ 55HRC Plating Hardness: 750HV ~	HJPHU	HJPHUZ
EN 1.4301 Equiv.	-	-	SJPHU	SJPHUZ
EN 1.4037 Equiv.	-	Treated Hardness: 50 ~ 55HRC	CJPHU	CJPHUZ

EN 1.4301 Equiv. may not be polished.

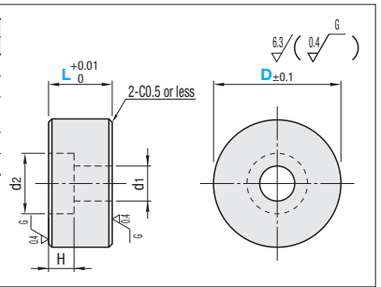

L Configurable

Part Number: Type	No.	L 0.01mm Increment	D	d1	d2	H	Applicable Screw	Unit Price: JPHU	BJPHU	HJPHU	SJPHU	CJPHU
JPHU	3	6.00~15.00	12	3.5	6.5	4	M3					
BJPHU	4	7.00~20.00	13	4.5	8	5	M4					
HJPHU	5	8.00~20.00	15	5.5	9.5	6	M5					
SJPHU	6	9.00~25.00	20	6.5	11	7	M6					
CJPHU	8	11.00~30.00	30	9	14	9	M8					

D and L Configurable

Part Number: Type	No.	L 0.01mm Increment	D 1mm Increment	d1	d2	H	Applicable Screw	Unit Price: JPHUZ	BJPHUZ	HJPHUZ	SJPHUZ	CJPHUZ
JPHUZ	3	6.00~15.00	10~15	3.5	6.5	4	M3					
BJPHUZ	4	7.00~20.00	12~20	4.5	8	5	M4					
HJPHUZ	5	8.00~20.00	15~20	5.5	9.5	6	M5					
SJPHUZ	6	9.00~25.00	15~25	6.5	11	7	M6					
CJPHUZ	8	11.00~30.00	18~30	9	14	9	M8					

Ordering Example

Part Number - L
JPAT8 - 15.00 (Press Fit, L Configurable)
JPHU3 - 10.00 (Counterbored, L Configurable)

Part Number - L - D
JPATF8 - 15.00 - 12 (Press Fit, D and L Configurable)
JPHUZ5 - 10.00 - 20 (Counterbore, D and L Configurable)

Features: With Wrench Flats. Locating is possible by attaching a pin on the tip or by Flat Tip adjustment.

RoHS10

M Material	S Surface Treatment	H Hardness	Flat: Threaded	Flat: Tapped	Flat: Threaded with Pilot	Tip Set Screw Type: Threaded	Tip Set Screw Type: Tapped
①EN 1.1191 Equiv.	Black Oxide	-	STPAB	STPBB	STPDB	SPFAB	-
②EN 1.1191 Equiv.	Hard Chrome Plating	Plating Hardness: 750HV ~	STPAR	STPBR	STPDR	-	-
③EN 1.1191 Equiv.	Black Oxide	Treated Hardness: 45 ~ 50HRC	STPAHB	STPBHB	STPDHB	-	-
④EN 1.1191 Equiv.	Hard Chrome Plating	Treated Hardness: 45 ~ 50HRC Plating Hardness: 750HV ~	STPAHR	STPBHR	STPDHR	-	-
⑤EN 1.4301 Equiv.	-	-	STPASU	STPBSU	STPDSU	-	SPFBSU
⑥EN 1.4037 Equiv.	-	Treated Hardness: 50 ~ 55HRC	STPAC	STPBC	STPDC	-	-

◆ Tapped, Threaded Recommended Tightening Torque (Reference)

M (Coarse)	Tightening Torque N·cm
M3	98
M4	225
M5	461
M6	784
M8	1911
M10	3783
M12	6605
M16	16366
M20	32928

The tightening torque (ref. value) for hardened products is strength class 8.8. (See technical data on P.2297.) Not applicable when using locking materials or lock washers.

Flat

• Threaded

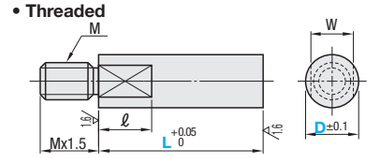

• Tapped

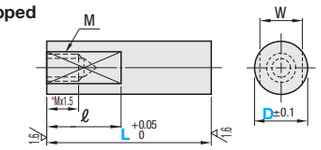

* When D8, L dimension 15 or less is M x 1.2.

• Threaded with Pilot

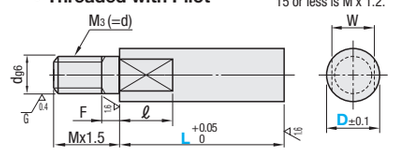

Tip Set Screw

• Threaded

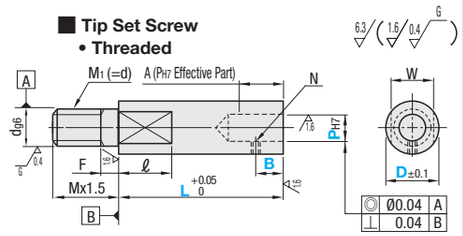

• Tapped

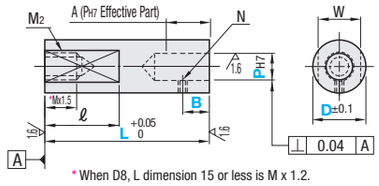

* When D8, L dimension 15 or less is M x 1.2.

The dispersion of L dimension should be within 0.02 for same orders.
EN 1.4301 Equiv. may not be polished.

Flat

Part Number: Threaded	Tapped	Pilot	D	L 0.01mm Increment	M (Coarse)	d	M3 (Coarse)	F	W	ℓ
STPAB	STPBB	STPDB	6	10.00~50.00	M3	3	M3	1.5	5	8
STPAR	STPBR	STPDR	8		M5	5	M5	2	7	
STPAHB	STPBHB	STPDHB	10	20.00~80.00		6	M6	3	8	
STPAHR	STPBHR	STPDHR	12			8	M8	4	10	10
STPASU	STPBSU	STPDSU	15		M8	10	M10	5	13	
STPAC	STPBC	STPDC	20			12	M12		17	

Tip Set Screw

Part Number: Threaded	Tapped	D	L 0.01mm Increment	P Selection	B 0.5mm Increment	d	F	M1 (Coarse)	W	ℓ	A	M2 (Coarse)	N (Coarse)	Unit Price Tip Set Screw: Threaded ① SPFAB	Threaded ⑤ SPFASU	Tapped ① SPFBB	Tapped ⑤ SPFBSU
SPFAB	SPFBSU	12	20.00 (30.00)~80.00	6	4.0~6.0	8	4	M8	10	10	10	M5	M3		-	-	
		15	20.00 (40.00)~80.00	8	5.0~10.0	10	5	M10	13	10	15	M8	M4		-	-	
		20	25.00 (45.00)~80.00	10 12	5.0~15.0	12	5	M12	17	10	20	M8	M4		-	-	
		25	30.00 (50.00)~80.00	12 16	5.0~19.0	16	5	M16	20	12	24	M10	M4		-	-	
		30	35.00 (65.00)~80.00	16 20	5.0~23.0	20	6	M20	24	18	28	M16	M4		-	-	

L dimension in ( ) is applicable to Tapped.

Ordering Example

Part Number - L - P - B
STPAB10 - L20.03 (Flat)
SPFAB12 - L20.01 - P6 - B5 (Tip Set Screw)

Example

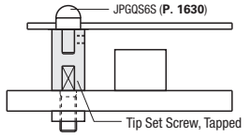

D	Unit Price Threaded: ① STPAB	② STPAR	③ STPAHB	④ STPAHR	⑤ STPASU	⑥ STPAC	Unit Price Tapped: ① STPBB	② STPBR	③ STPBHB	④ STPBHR	⑤ STPBSU	⑥ STPBC	Unit Price Threaded with Pilot: ① STPDB	② STPDR	③ STPDHB	④ STPDHR	⑤ STPDSU	⑥ STPDC
6																		
8																		
10																		
12																		
15																		
20																		