

Spring Clamps


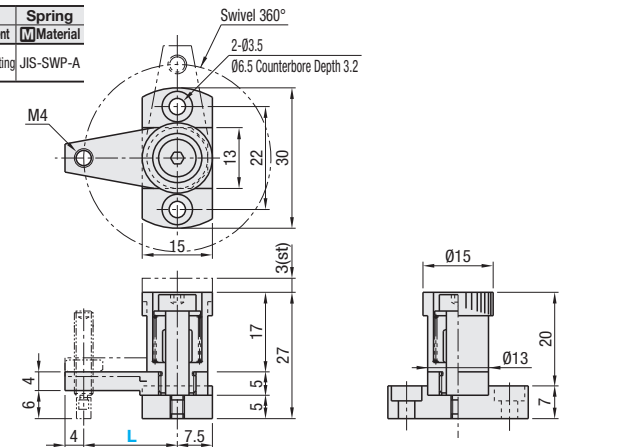
Small, Large

Spring Side Clamps / Tip Attachments

■ Features: Spring force clamps workpiece with a constant force.

■ Small

Type	Main Body	Spring
	M Material S Surface Treatment	M Material
SPCPS	EN 1.1191 Equiv. Electroless Nickel Plating	JIS-SWP-A


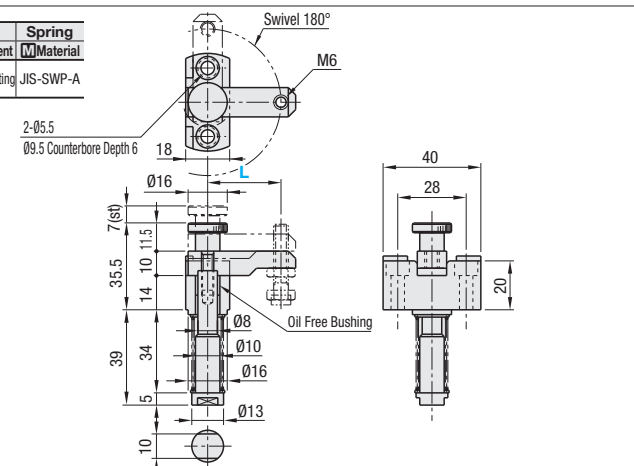



RoHS 10

Part Number	Type	L	Spring	Clamp Force (N)				Unit Price
				S (Light Load)		H (Heavy Load)		
				Min.	Max.	Min.	Max.	
SPCPS		20 30	S (Light Load) H (Heavy Load)	2.0	2.6	3.0	3.6	

■ Large

Type	Main Body	Spring
	M Material S Surface Treatment	M Material
SPCPL	EN 1.1191 Equiv. Electroless Nickel Plating	JIS-SWP-A

RoHS 10

Part Number	Type	L	Spring	Clamp Force (N)				Unit Price
				S (Light Load)		H (Heavy Load)		
				Min.	Max.	Min.	Max.	
SPCPL		30 40 50 60	S (Light Load) H (Heavy Load)	3.0	5.1	5.0	8.5	

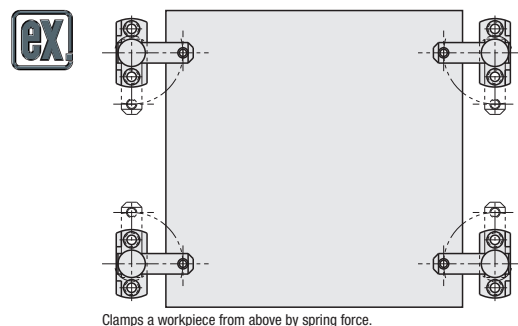
Ordering Example

Part Number	Spring
Type	L
SPCPS 20	S
SPCPL 50	H

Alterations


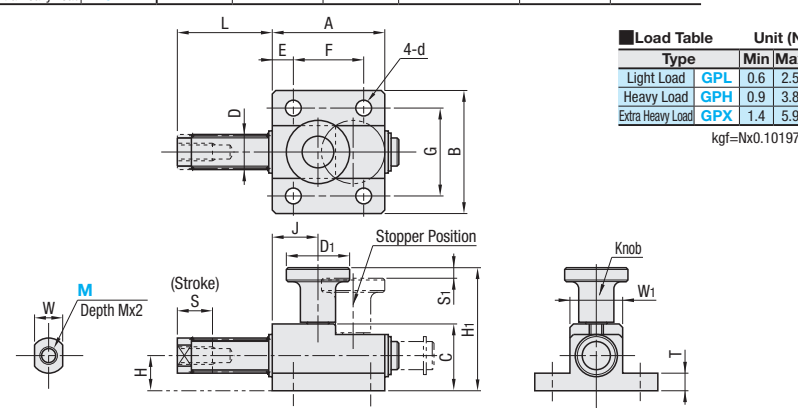
Part Number	Spring	(SB)
Type	L	
SPCPS 30	H	SB

Alteration	Code	Spec.
Tip Screw Included	SB	Tip Screw with an Urethane Bumper will be included. SPCPS--US4-15 (P:1721) SPCPL--SUST6-20 (P:1721)



Spring Side Clamps

Type	Main Body	Pin	Spring	Knob
	M Material S Surface Treatment	M Material S Surface Treatment	M Material	M Material
Light Load	Aluminum	Clear Anodize	EN 1.1191 Equiv.	Electroless Nickel Plating
Heavy Load	Aluminum Alloy			EN 1.4301 (WPB) Equiv.
Extra Heavy Load				Polycetal

Load Table Unit (N)

Type	Min	Max
Light Load GPL	0.6	2.5
Heavy Load GPH	0.9	3.8
Extra Heavy Load GPX	1.4	5.9

kgf=Nx0.101972


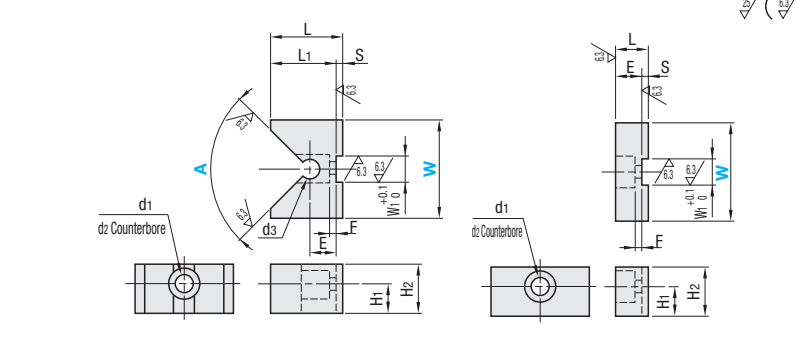
⚠ In addition to the tip attachments shown below (GP and GPF), Urethane Pushers (USLH10 on P:1553, etc) and Stopper Pins (BSTE8 on P:1719, etc) are also attachable to the tip of Spring Side Clamps.

⚠ Shift the knob to the stopper position (lower step) to prevent the pin from moving.

Part Number	Type	M (Coarse)	S	Pin				Main Body						Knob				Unit Price			
				D	L	W	H	A	B	C	T	G	E	F	d	S ₁	H ₁		J	D ₁	W ₁
GPL		4	6	8	22	6	5	18	26	11.5	4	18	4	10	4.5	1.5	24.5	5.5	15	10	
GPH		5	10	10	27	8	10	32	35	19	5	25	6	20	5.5	3	35	13	18	15	
GPX																					

Tip Attachments

GP (V Shape) GPF (Flat Shape)

⚠ Applicable to M5 size Spring Side Clamp (GPL5, GPH5 and GPX5) only.

Material: MC Nylon

V Shape

Part Number	A°	W	d1	d2	L	L1	H1	H2	d3	E	F	S	W1	Unit Price
GP	90	20	5.5	9.5	18	16	9	15	6	8	2	2	8	
	30	22			20									
	20	15			13									
	30	18			16									

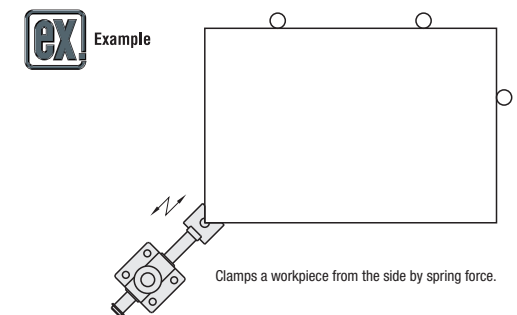
Flat Shape

Part Number	W	d1	d2	L	H1	H2	E	F	S	W1	Unit Price
GPF	20	5.5	9.5	10	9	15	8	2	2	8	
	30										

Ordering Example

Part Number	A	W
GPH5	90	30
GP		20
GPF		20

Example



Clamps a workpiece from the side by spring force.