■Switch Probes

SNP30

* For Tip Shape GP8, tip length is 14.0.

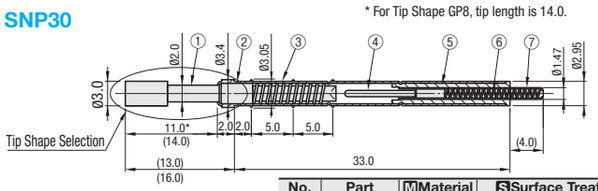

A Accessory: Set Ring

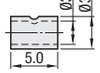

A stopper prevents the probe from falling out.

M Material: Brass
S Surface Treatment: Gold Plating on Nickel Underplating

No.	Part	M Material	S Surface Treatment
①	Plunger	Brass	Gold Plating on Nickel Undercoat
②	Barrel	Brass	Electroless Nickel Plating
③	Spring	Stainless Steel	-
④	Plunger	EN CW101C Equiv.	Gold Plating on Nickel Undercoat
⑤	Sleeve	Polyacetal	-
⑥	Spring	Spring Steel (JIS-SWP)	Gold Plating
⑦	Pipe	EN CW508L Equiv.	Gold Plating on Nickel Undercoat

ex Example

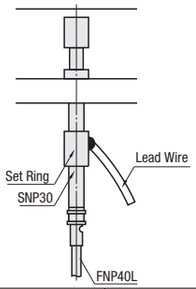

• SNP30 Tip Shapes If the Tip Shape S probe is fully stroked and lateral load applied, the steps on the plunger shaft may hinder the returning action.

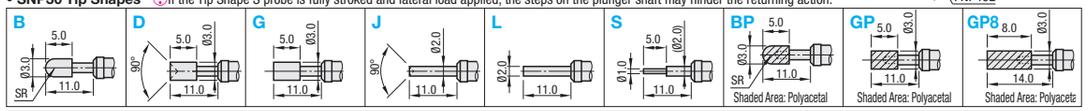

Part Number	Full Stroke	Operating Point	Spring Pressure		Maximum Operating Voltage	Replacement Cycle (Reference)	Mounting Hole for Press-Fitting Dimension (Reference)	Tip Shape B, G, L, S, BP, GP, GP8			Tip Shape D, J		
			Initial	2/3 Stroke				Unit Price 1 ~ 69 pc(s).	Volume Discount Rate 70~99	100~150	Unit Price 1 ~ 69 pc(s).	Volume Discount Rate 70~99	100~150
SNP30	6.0mm	1.0mm from Tip	10gf	80gf	15V	100,000 times	3.00~3.03mm						

* For connected equipment, input impedance must not be less than 10kΩ as a standard, and voltage must not be more than 1.5mA.

For orders larger than indicated quantity, please request a quotation.

■Terminals for Probes



TNR8
TNR13

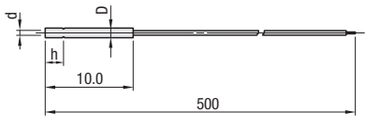

M Material: Brass S Surface Treatment: Gold Plating on Nickel Underplating

ex Example

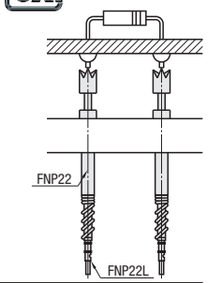

Part Number	Lead Wire Color Selection	Applicable Probes, Receptacles	D	d	h	Lead Wire Standards O.D.	Lead Wire Standards Lead	Maximum Operating Voltage	Allowable Current	With Lead Wire Unit Price 1 ~ 69 pc (s).	With Lead Wire Volume Discount Rate 70~99	With Lead Wire Volume Discount Rate 100~500	Terminal only Unit Price 1 - 9 package (s)	Terminal only Volume Discount Rate 10~29	Terminal only Volume Discount Rate 30~50
TNR8	W (White) R (Red) BL (Blue) N (Terminal only)*	NR45ST NR45T GNP12	1.05	0.84	2.0	(Ø0.6)	Ø0.12x7 pcs.	250V	3A						
TNR13		FNP13 FNP13HD	1.7	1.35	3.0	(Ø1.0)	Ø0.08x40 pcs.		4A						

* For ordering terminals only, the minimum order is a package of 10 pcs.

For orders larger than indicated quantity, please request a quotation.

■Terminals for Probes

FNP22L
FNP40L

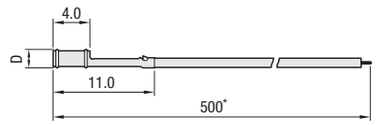

Lead Wire Standards
O.D. Ø1.0
Lead Ø0.12x10 pcs.
* FNP22L is 600.

Rated Voltage: 30 V
Operating Temperature: 60°C

M Material: Phosphor Bronze (Terminal)
S Surface Treatment: Tinned Plating (Terminal)

Part Number	Lead Wire Color Selection	D	Applicable Probes, Receptacles			Maximum Operating Voltage	Allowable Current	With Lead Wire Unit Price 1 ~ 69 pc (s).	With Lead Wire Volume Discount Rate 70~99	With Lead Wire Volume Discount Rate 100~500	Terminal only Unit Price 1 - 9 package (s)	Terminal only Volume Discount Rate 10~29	Terminal only Volume Discount Rate 30~50
FNP22L	B (Black) W (White) Y (Yellow) G (Green) R (Red) OR (Orange) P (Purple) BL (Blue) GR (Gray) BR (Brown) N (Terminal only)*	2	NR120T FNP10HD FNPS22	NP16 FNP22SF FNPS22HD	FNP10 FNP22	250V	3A						
FNP40L		2.6	NR604-B FNP40SF FNPS35	NR60-B FNP40 FNPS35HD	NR84-B SNP30								

* For ordering terminals only, the minimum order is a package of 10 pcs.

For orders larger than indicated quantity, please request a quotation.

Ordering Example

Part Number	-	Tip Shape	-	Lead Wire Color
SNP30	-	B		
TNR8			-	BL
FNP40L			-	B

■Features: A hair-drier or other heating devices can be used to heat shrink the tubes to protect, insulate and to prevent the solder-jointed Receptacles and lead wires from falling off.

■Heat-Shrink Tubes

THUS (Black)

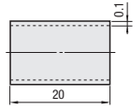

M Material: Electron Beam Cross-Bridge Soft Polyolefin Resin

Part Number Type	Nominal No.	Standard Dimension I.D.	Thickness	Length	Dim. after Complete Shrinking I.D. (Max)	Thickness (Min)	Unit Price 1 - 9 package (s)	Volume Discount Rate 10~19	20~50
THUS (Black)	0.8	0.8±0.25	0.1	20	0.4	0.25			
	1.0	1.4±0.25			0.5				
	1.5	1.9±0.25			0.75				
	2.0	2.3±0.25			1.0				

* The products are sold by the package (100 pcs.).

For orders larger than indicated quantity, please request a quotation.

Ordering Example

Part Number
THUS1.0

■Circuit Board Guide Pins

PGPCS
PGPC
PGPCX

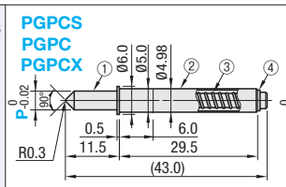

PGPR
PGPRX

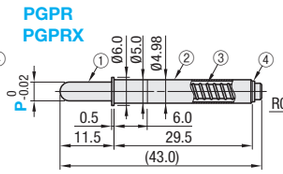

PGPUS
PGPU

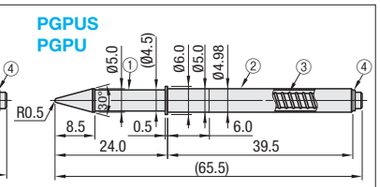

PGPJS
PGPJ

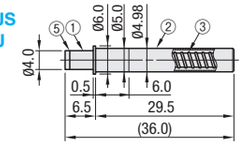

PGPT

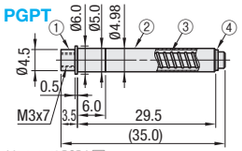

There is a taper of 0 to -0.02mm from the bottom of the flange to the end.

No.	Part	M Material	S Surface Treatment
①	Shaft	* Brass	Electroless Nickel Plating
②	Sleeve	Brass	Electroless Nickel Plating
③	Spring	EN 1.4301 Equiv.	-
④	Retaining Ring-E Type	EN 1.4301 Equiv.	-
⑤	Head	Polyacetal	-

* When P dimension is 1.0 ~ 1.9, the material of shaft is Free Cutting Steel.

Guide pins extrude as much as the stroke to the other side except PGPJ ☐.

Part Number	P 0.1mm Increment	Full Stroke	Load min	Load max	Mounting Hole Dimension (Reference) Resin Plate Type (Press-Fit)	Mounting Hole Dimension (Reference) Metal Plate Type (Adhesion)	Unit Price 1 ~ 69 pc (s).	Volume Discount Rate 70~99	100~150
PGPCS	1.0~4.5	11mm	70gf	200gf	4.98~5.00mm	5.00~5.02mm			
PGPC			100gf	450gf					
PGPCX			200gf	600gf					
PGPR			70gf	200gf					
PGPRX			200gf	600gf					
PGPUS	-	15mm	75gf	200gf					
PGPU			91gf	450gf					
PGPJS		6mm	150gf	230gf					
PGPJ			200gf	400gf					
PGPT		3mm	215gf	340gf					

For orders larger than indicated quantity, please request a quotation.

Ordering Example

Part Number	-	P
PGPR	-	4.0

■Circuit Board Pusher Pins

RoHS10

CPTJ

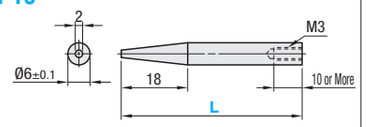

CPGJ

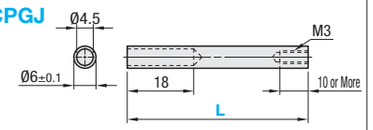

M Material: Polyacetal (White)

Part Number	L 1mm Increment	Unit Price
CPTJ	49~54	
CPGJ		

Similar Products P.1655 Work Pusher Pins

Ordering Example

Part Number	-	L
CPTJ	-	51

■Circuit Board Rough Guides

RoHS10

CPRG

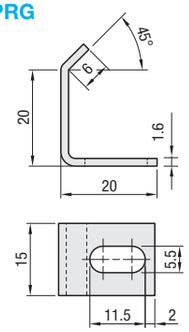

M Material: EN 1.0330 Equiv.
S Surface Treatment: Electroless Nickel Plating

Part Number	Unit Price
CPRG	

Ordering Example

Part Number
CPRG
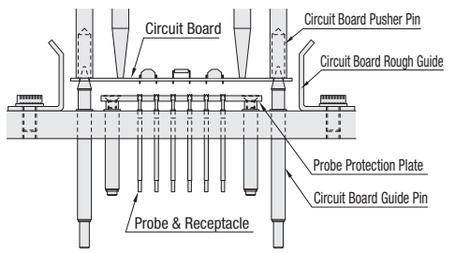
ex Example