Circular Posts

One End Threaded One End Tapped / Both Ends Threaded, Thread Length & Dia. Configurable, Wrench Flats

Circular Posts

Type: One End Threaded One End Tapped, Thread Length & Dia. Configurable		Both Ends Threaded		Both Ends Threaded, Thread Length & Dia. Configurable		M Material	S Surface Treatment
Standard	Wrench Flats	Standard	Wrench Flats	Standard	Wrench Flats		
NETH	NETHS	NETL	NETLS	-	NETPS	EN 1.0038 Equiv.	-
ETKH	ETKHS	ETKL	ETKLS	-	ETKPS		Black Oxide
PETH	PETHS	PETL	PETLS	PETP	PETPS		Electroless Nickel Plating
SETH	SETHS	SETL	SETLS	SETP	SETPS	EN 1.4301 Equiv.	-

*C0.2~0.5 at the corner

25 (6.3 1.6)

·One End Threaded One End Tapped, Thread Length & Dia. Configurable (Standard)

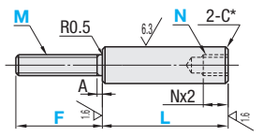

·Both Ends Threaded (Standard)

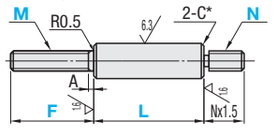

·Both Ends Threaded, Thread Length & Dia. Configurable (Standard)

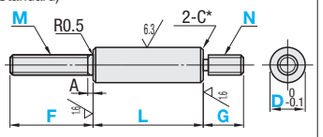

(Wrench Flats)

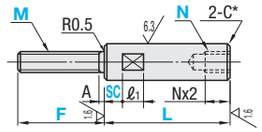

(Wrench Flats)

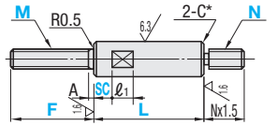

(Wrench Flats)

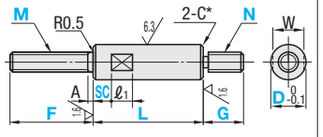

RoHS10

Tapping may cause slight swelling of D dimension. Anti-rust Oil is applied on EN 1.0038 Equiv. products. SC≤L-ℓ1

The area around the wrench flats may become glossy due to polishing.

One End Threaded One End Tapped / Both Ends Threaded, Thread Length & Dia. Configurable

Part Number Type	D	0.5mm Increment L	F	SC (With Wrench Flats Only)	M Selection	N Selection	W	ℓ1	A
One End Threaded One End Tapped Thread Length and Dia. Configurable (Standard) (Wrench Flats) EN 1.0038 Equiv. EN 1.0038 Equiv. NETH NETHS ETKH ETKHS PETH PETHS	5	15~50	5~25	0~42	2.6 3	2.6 3	4	8	1.0
	6	15~50	5~30	0~42	3 4	3 4	5		1.0
	8	20~150	8~40	0~142	4 5	4 5	7		1.6
	10	20~350	8~45	0~342	4 5 6	4 5 6	8		2.0
EN 1.4301 Equiv. EN 1.4301 Equiv. SETH SETHS	12	25~400	10~55	0~390	5 6 8	5 6 8	10	10	2.5
	15	30~500	12~60	0~490	6 8 10	6 8 10	13		3.0
Both Ends Threaded (Standard) (Wrench Flats) EN 1.0038 Equiv. EN 1.0038 Equiv. NETL NETLS ETKL ETKLS PETL PETLS	20	40~500	15~75	0~490	6 8 10 12	6 8 10 12	17		3.5
	25	55~600	20~80	0~590	6 8 10 12 16	6 8 10 12 16	22		4.0
	30	65~700	25~90	0~685	6 8 10 12 16 20	6 8 10 12 16 20	27	15	5.0
EN 1.4301 Equiv. EN 1.4301 Equiv. SETL SETLS	*35	80~800	30~100	0~785	8 10 12 16 20 24	8 10 12 16 20 24	30	15	6.0
	*40	80~900	35~110	0~880	10 12 16 20 24	10 12 16 20 24	36	20	6.0
	*50	80~1000	40~120	0~980	12 16 20 24	12 16 20 24	41	20	6.0

* D≥35 is applicable only to N□□□□□, E□□□□□ and P□□□□□. When L-SC≤Nx3, W-N≥2 is required. L≥Nx3+2

Both Ends Threaded, Thread Length & Dia. Configurable

Part Number Type	D	0.5mm Increment L	F	G	SC (With Wrench Flats Only)	M Selection	N Selection	W	ℓ1	A
(Standard) EN 1.0038 Equiv. PETP	5	15~50	5~25	5~25	0~42	2.6 3	2.6 3	4	8	1.0
	6	15~50	5~30	5~30	0~42	3 4	3 4	5		1.0
	8	20~150	8~40	8~40	0~142	4 5	4 5	7		1.6
	10	20~350	8~45	8~45	0~342	4 5 6	4 5 6	8		2.0
EN 1.4301 Equiv. SETP	12	25~400	10~55	10~55	0~390	5 6 8	5 6 8	10	10	2.5
(Wrench Flats) EN 1.0038 Equiv. NETPS ETKPS PETPS	15	30~500	12~60	12~60	0~490	6 8 10	6 8 10	13		3.0
	20	40~500	15~75	15~75	0~490	6 8 10 12	6 8 10 12	17		3.5
	25	55~600	20~80	20~80	0~590	6 8 10 12 16	6 8 10 12 16	22		4.0
	30	65~700	25~90	25~90	0~685	6 8 10 12 16 20	6 8 10 12 16 20	27	15	5.0
EN 1.4301 Equiv. SETPS	*35	80~800	30~100	30~100	0~785	8 10 12 16 20 24	8 10 12 16 20 24	30	15	6.0
	*40	80~900	35~110	35~110	0~880	10 12 16 20 24	10 12 16 20 24	36	20	6.0
	*50	80~1000	40~120	40~120	0~980	12 16 20 24	12 16 20 24	41	20	6.0

* D≥35 is applicable only to N□□□□□, E□□□□□ and P□□□□□.

Ordering Example

Part Number - L - F - G - SC - M - N

ETKH15 - 210.5 - F40 - M6 - N8
ETKLS12 - 300 - F40 - SC150 - M5 - N8
NETPS12 - 300 - F40 - G20 - SC150 - M8 - N8

L Dimension Tolerance

L 15 ~ 300	±0.1
L300.5~ 600	±0.3
L600.5~1000	±0.4

Example

One End Threaded One End Tapped

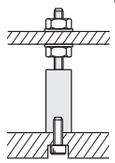

Both Ends Threaded

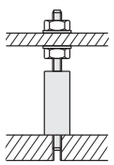

One End Threaded One End Tapped, Thread Length & Dia. Configurable

Part Number Type	D	Min. L ~ 200	L200.5~400	L400.5~600	L600.5~800	L800.5~1000
EN 1.0038 Equiv. NETH NETHS	5		-	-	-	-
	6		-	-	-	-
	8		-	-	-	-
	10			-	-	-
	12			-	-	-
	15				-	-
	20				-	-
	25				-	-
	30					-
	35					-
	40					
	50					
EN 1.0038 Equiv. Black Oxide ETKH ETKHS	5		-	-	-	-
	6		-	-	-	-
	8		-	-	-	-
	10			-	-	-
	12			-	-	-
	15				-	-
	20				-	-
	25				-	-
	30					-
	35					-
	40					
	50					
EN 1.0038 Equiv. Electroless Nickel Plating PETH PETHS	5		-	-	-	-
	6		-	-	-	-
	8		-	-	-	-
	10			-	-	-
	12			-	-	-
	15				-	-
	20				-	-
	25				-	-
	30					-
	35					-
	40					
	50					
EN 1.4301 Equiv. SETH SETHS	5		-	-	-	-
	6		-	-	-	-
	8		-	-	-	-
	10			-	-	-
	12			-	-	-
	15				-	-
	20				-	-
	25				-	-
	30					-

Both Ends Threaded

Part Number Type	D	Min. L ~ 200	L200.5~400	L400.5~600	L600.5~800	L800.5~1000
EN 1.0038 Equiv. NETL NETLS	5		-	-	-	-
	6		-	-	-	-
	8		-	-	-	-
	10			-	-	-
	12			-	-	-
	15				-	-
	20				-	-
	25				-	-
	30					-
	35					-
	40					
	50					
EN 1.0038 Equiv. Black Oxide ETKL ETKLS	5		-	-	-	-
	6		-	-	-	-
	8		-	-	-	-
	10			-	-	-
	12			-	-	-
	15				-	-
	20				-	-
	25				-	-
	30					-
	35					-
	40					
	50					
EN 1.0038 Equiv. Electroless Nickel Plating PETL PETLS	5		-	-	-	-
	6		-	-	-	-
	8		-	-	-	-
	10			-	-	-
	12			-	-	-
	15				-	-
	20				-	-
	25				-	-
	30					-
	35					-
	40					
	50					
EN 1.4301 Equiv. SETL SETLS	5		-	-	-	-
	6		-	-	-	-
	8		-	-	-	-
	10			-	-	-
	12			-	-	-
	15				-	-
	20				-	-
	25				-	-
	30					-

Both Ends Threaded, Thread Length & Dia. Configurable

Part Number Type	D	Min. L ~ 200	L200.5~400	L400.5~600	L600.5~800	L800.5~1000
EN 1.0038 Equiv. NETPS	5		-	-	-	-
	6		-	-	-	-
	8		-	-	-	-
	10			-	-	-
	12			-	-	-
	15				-	-
	20				-	-
	25				-	-
	30					-
	35					-
	40					
	50					
EN 1.0038 Equiv. Black Oxide ETKPS	5		-	-	-	-
	6		-	-	-	-
	8		-	-	-	-
	10			-	-	-
	12			-	-	-
	15				-	-
	20				-	-
	25				-	-
	30					-
	35					-
	40					
	50					
EN 1.0038 Equiv. Electroless Nickel Plating PETP PETPS	5		-	-	-	-
	6		-	-	-	-
	8		-	-	-	-
	10			-	-	-
	12			-	-	-
	15				-	-
	20				-	-
	25				-	-
	30					-
	35					-
	40					
	50					
EN 1.4301 Equiv. SETP SETPS	5		-	-	-	-
	6		-	-	-	-
	8		-	-	-	-
	10			-	-	-
	12			-	-	-
	15				-	-
	20				-	-
	25				-	-
	30					-

Alterations

Part Number - L - F - G - SC - M - N - (FC, HL)

ETKH15 - 210.5 - F40 - M6 - N8 - FC
ETKLS12 - 300 - F40 - SC150 - M5 - N8 - FC
NETPS12 - 300 - F40 - G20 - SC150 - M8 - N8 - HL100

Alteration	Code	Spec.
Undercut 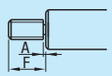	FC	Adds a relief to A Dimension. Ordering Code FC
Through Hole for Hex Wrench 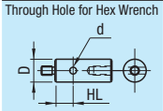	HL	HL=1mm Increment; d/2+5≤HL; ≤L-(d/2+5); Applicable to 8≤D≤30 only; Ordering Code HL10

D	d	Hex Wrench Width
8	2.5	2
10	3	2.5
12	3.5	3
15	4.6	4
20	5.8	5
25	6.9	6
30	9.2	8