Tabbed Brackets - For 1 Slot

For 8 Series (Slot Width 10mm) Aluminum Extrusions

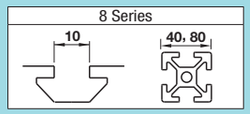

Features: Tabbed Brackets to be connected by both L and Cross-Connections.

Tabbed Reversal Brackets

Type	Material	Surface Treatment
① HBLFSNF8	EN AC-46100 Equiv.	-
② HBLFSN8		-
③ HBLFSNB8		Black Anodize
④ HBLFSNM8		Electroless Nickel Plating
⑤ CHBLFSN8		Baked Paint (Silver)

* Baked Paint (Silver) is color coordinated with Clear Coating Extrusions.

Tabbed Reversal Brackets (Depth 40mm)

HBLFSNF8

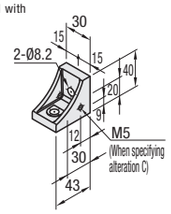

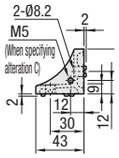

Tabbed Reversal Brackets

HBLFSN8
HBLFSNB8 (Black Anodize)
HBLFSNM8 (Electroless Nickel Plating)
CHBLFSN8 (Baked Paint, Silver)

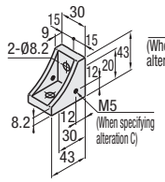

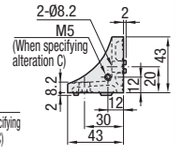

Part Number	Mass (g)	Applicable Screw, T Nut: Screw	Quantity	T Nut	Quantity	Allowable Load (N)	Unit Price 1~99 pc(s).	Volume Discount Rate 100~200
HBLFSNF8	48	CBM8-20	2	HNTT8-8	2	2058		
HBLFSN8	50							
HBLFSNB8* (Black Anodize)								
HBLFSNM8 (Electroless Nickel Plating)								
CHBLFSN8 (Baked Paint, Silver)								

* For repairing black anodizing, refer to **P.846.**

Example

Can be installed in either direction.

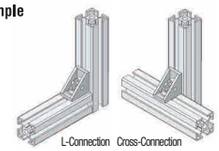

HBLFSNF8 prevents brackets from protruding from extrusions when cross connected.

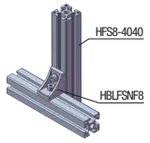

Features: Brackets with tabs to fit in slots of extrusions and stop rotating when tightening.

Tabbed Brackets



HBLFS8
HBLFSB8
(Cathodic Electrodeposition Paint: Black)

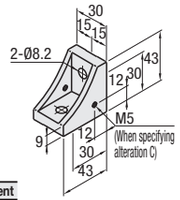

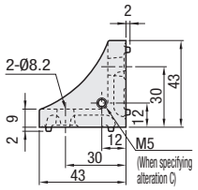

Type	Material	Surface Treatment
HBLFS8	EN AC-46100 Equiv.	-
HBLFSB8		Cathodic Electrodeposition Coating: Black

Part Number	Mass (g)	Applicable Screw, T Nut: Screw	Quantity	T Nut	Quantity	Allowable Load (N)	Unit Price 1~99 pc(s).	Volume Discount Rate 100~200
HBLFS8	54	CBM8-20	2	HNTT8-8	2	2058		
HBLFSB8* (Cathodic Electrodeposition Paint: Black)								

Example

Used for L connection.

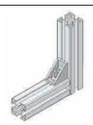

Features: One-Sided Tabbed Rib Brackets. Easy to work with wrenches.

One-Side Rib Brackets

HBLFSL8

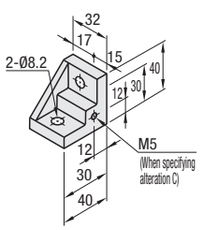

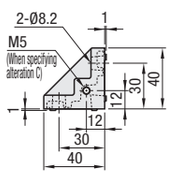

Material: EN AC-46100 Equiv.

Part Number	Mass (g)	Applicable Screw, T Nut: Screw	Quantity	T Nut	Quantity	Allowable Load (N)	Unit Price 1~99 pc(s).	Volume Discount Rate 100~200
HBLFSL8	46	CBM8-20	2	HNTT8-8	2	2058		

Example

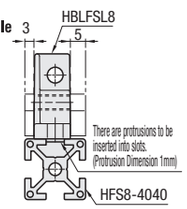

Can be combined with both cover plates of 5mm and 3mm thickness.

Features: Brackets with single side tabs. Panels can be mounted on the side without tabs.

Brackets with Single Side Tab

HBLFSNK8
HBLFSNE8

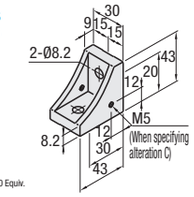

Material: EN AC-46100 Equiv.

HBLFSNK8 Side View

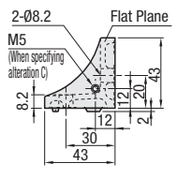

HBLFSNE8 Side View

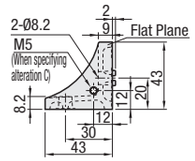

Part Number	Mass (g)	Applicable Screw, T Nut: Screw	Quantity	T Nut	Quantity	Allowable Load (N)	Unit Price 1~99 pc(s).	Volume Discount Rate 100~200
HBLFSNK8	50	CBM8-20	2	HNTT8-8	2	2058		
HBLFSNE8								

Example

Can be mounted on plates directly.

Example of HBLFSNK8 HBLFSNE8

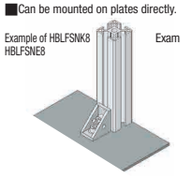

Example of HBLFSNE8

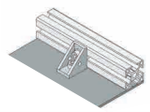

Features: Pressing nuts against the long tabs makes cumbersome hole positioning unnecessary.

Nut Mounting Brackets

HBLFSR8

- Slotted holes are for various nut hole positions.
- Bracket tabs may be damaged when nuts are fallen on them.
- Use of washers are recommended. (Refer to alterations below: SEC)

Material: EN AC-46100 Equiv.

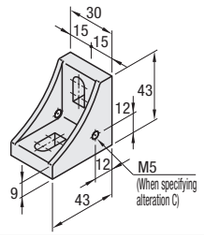

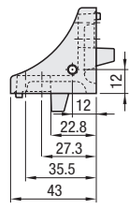

<Back View>

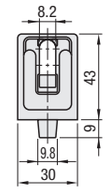

Part Number	Mass (g)	Applicable Screw, T Nut: Screw	Quantity	T Nut	Quantity	Allowable Load (N)	Unit Price 1~99 pc(s).	Volume Discount Rate 100~200
HBLFSR8	55	CBM8-20	2	HNTT8-8	2	2058		

Example

When nuts are wedged through until the tab, hole positions of bracket and nuts are aligned and fine adjustment becomes unnecessary.

⊗Short Nuts, HNTM and HNTAM are not applicable.

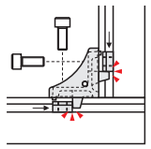

Features: Tabbed Reversal Brackets with Cover. Designed to prevent dust build-up.

Brackets with Cover

HBLFSNT8

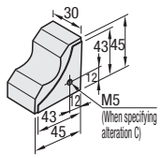

Cover

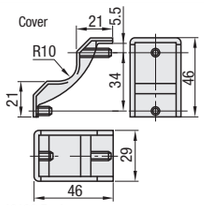

Brackets

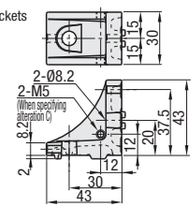

Material Cover: Polyamide, Bracket: EN AC-46100 Equiv.

Part Number	Mass (g)	Applicable Screw, T Nut: Screw	Quantity	T Nut	Quantity	Accessory Component: Part①	Quantity	Part②	Quantity	Allowable Load (N)	Unit Price 1-99 pc(s).	Volume Discount Rate 100-200
HBLFSNT8	56	CBM8-20	2	HNTT8-8	2	Bracket Body	1	Bracket Cover	1	2058		

Example

• Example of Mounting Covers to Brackets

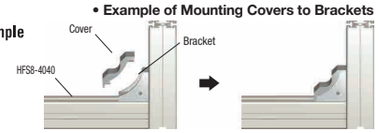

Ordering Example

Part Number
HBLFSNK8

Alterations

Part Number	-	(C, SET, SST, SEU, SSU, SEP, SSP, SEC)
HBLFSNK8	-	SET

Alterations	Code	Spec.	Applicable Bracket
Mounting Hole Alteration for Cover	C	Adds taps on a bracket for cover mounting. (M5 on Both Sides) (Mounting Screw HCBM on **P.754**) 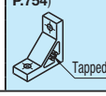 Tapped Hole Position	HBLFSNF8 HBLFSN8 HBLFSNB8 HBLFSNM8 CHBLFSN8 HBLFS8 HBLFSB8 HBLFSL8 HBLFSNK8 HBLFSNE8 HBLFSR8 HBLFSNT8

Alterations	Code	Spec.	Applicable Bracket
Applicable Screws and Nuts Set	SET SST (Stainless Steel) SEU (Pre-Assembly Insertion Spring Nuts) SSU (Pre-Assembly Insertion Spring Nuts Stainless Steel) SEP (Post-Assembly Insertion Spring Nuts) SSP (Post-Assembly Insertion Spring Nuts Stainless Steel) SEC (Screws with Captured Washer and Nuts)	Applicable screws and nuts for fixing the brackets on extrusions come in a set. (Adds to the bracket price.) (Ex.) When HBLFS8 is specified:	HBLFSNF8 HBLFSN8 HBLFSNB8 HBLFSNM8 CHBLFSN8 HBLFS8 HBLFSB8 HBLFSL8 HBLFSNK8 HBLFSNE8 HBLFSR8 HBLFSNT8

Code	Screw	Nut
SET	CBM8-20	HNTT8-8
SST	SCB8-20	HNTTSN8-8
SEU	CBM8-20	HNTU8-8
SSU	SCB8-20	SHNTU8-8
SEP	CBM8-20	HNTP8-8
SSP	SCB8-20	SHNTP8-8
SEC	HCBST8-24	HNTT8-8

When specifying other than HBLFS8, check for the applicable screws and nuts.

Screws for Black Anodized Brackets and Cathodic Electrodeposition Painted (black) Brackets are HCBMTB (Trivalent Chromate Black) on **P.751.**

Included Screw is not RoHS compliant when -SET, -SEU or -SEP other than Black Anodized or Cathodic Electrodeposition Painted (black) Brackets is specified.