Extruded Brackets - For 4 Slots / Thin Brackets

For 8-45 Series (Slot Width 10mm) Aluminum Extrusions

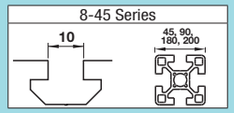

Features: Brackets to connect Extrusions with 4-slots (HFS8-45180 etc.) with one one bracket.

For 180 Square

HBLUQ8-45

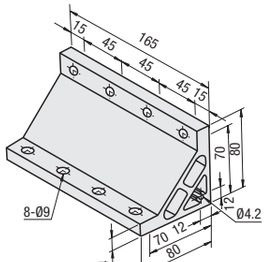

M Material: EN AC-51400-T5 Equiv. S Surface Treatment: Anodize

Part Number	Mass (g)	Applicable Screw, T Nut				Allowable Load (N)	Unit Price	Volume Discount Rate
		Screw	Quantity	T Nut	Quantity		1~99 pc(s).	100~200
HBLUQ8-45	846	CBM8-25	8	HNTT8-8	8	7056		

Ordering Example: Part Number HBLUQ8-45

Features: Brackets for GFS8-100200.

For 200 Square

HBLPQ8-200

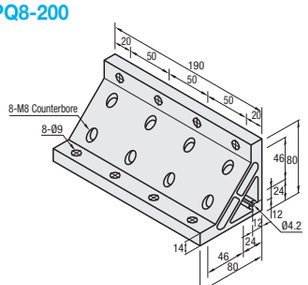

M Material: EN AC-51400-T5 Equiv. S Surface Treatment: Anodize

Part Number	Mass (g)	Extrusion Series	Applicable Screw, T Nut				Allowable Load (N)	Unit Price	Volume Discount Rate
			Screw	Quantity	T Nut	Quantity		1~99 pc(s).	100~200
HBLPQ8-200	910	GFS8-100200	CBM8-15 CBM8-25	8	HNTT8-8	16	11172		

Alterations: Part Number HBLUQ8-45 - (C, SET, SST, SEU, SSU, SEP, SSP, SEC) SET

Alterations	Code	Spec.	Applicable Bracket
Mounting Hole Alteration for Cover	C	Adds taps on a bracket for cover mounting. (M5 on Both Sides) (Mounting Screw HCBM on **P.754**)	HBLUQ8-45 HBLPQ8-200

Alterations	Code	Spec.	Applicable Bracket
Applicable Screws and Nuts Set	SET SST (Stainless Steel) SEU (Pre-Assembly Insertion Spring Nuts) SSU (Pre-Assembly Insertion Spring Nuts Stainless Steel) SEP (Post-Assembly Insertion Spring Nuts) SSP (Post-Assembly Insertion Spring Nuts Stainless Steel) SEC (Screws with Captured Washer and Nuts)	Applicable screws and nuts for fixing the brackets on extrusions come in a set. (Adds to the bracket price) When specifying other than HBLUQ8-45, check for the applicable screws and nuts. (Ex.) When HBLUQ8-45 is specified: SET: CBM8-25, HNTT8-8 SST: SCB8-25, HNTTSN8-8 SEU: CBM8-25, HNTU8-8 SSU: SCB8-25, SHNTU8-8 SEP: CBM8-25, HNTP8-8 SSP: SCB8-25, SHNTP8-8 SEC: HCBST8-29, HNTT8-8	HBLUQ8-45 HBLPQ8-200

Included Screw is not RoHS compliant when -SET, -SEU or -SEP are specified.

Features: The brackets do not protrude from extrusion widths when used to cross connect extrusions. Space-saving design compared to Tabbed Reversal Brackets.

Thin Brackets



Type	M Material	S Surface Treatment
HBLSS8-45 HBLSD8-45	EN AC-51400-T5 Equiv.	Anodize

Thin Brackets

HBLSS8-45

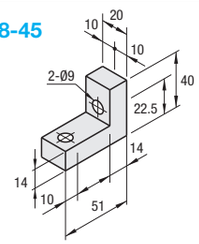

Thin Brackets

HBLSD8-45

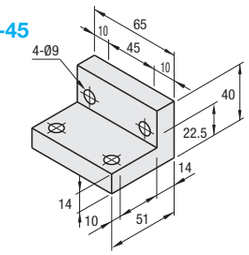

Part Number	Mass (g)	Applicable Screw, T Nut				Allowable Load (N)	Unit Price	Volume Discount Rate
		Screw	Quantity	T Nut	Quantity		1~99 pc(s).	100~200
HBLSS8-45	52	CBM8-25	2	HNTT8-8	2	1666		
HBLSD8-45	175		4		4	2352		

Ordering Example: Part Number HBLSS8-45

Alterations: Part Number HBLSS8-45 - (SET, SST, SEU, SSU, SEP, SSP) SET

Alterations	Code	Spec.	Applicable Bracket
Applicable Screws and Nuts Set	SET SST (Stainless Steel) SEU (Pre-Assembly Insertion Spring Nuts) SSU (Pre-Assembly Insertion Spring Nuts Stainless Steel) SEP (Post-Assembly Insertion Spring Nuts) SSP (Post-Assembly Insertion Spring Nuts Stainless Steel)	Applicable screws and nuts for fixing the brackets on extrusions come in a set. (Adds to the bracket price) <When SET is specified> Screw: CBM8-25, Nut: HNTT8-8 <When SST is specified> Screw: SCB8-25, Nut: HNTTSN8-8 <When SEU is specified> Screw: CBM8-25, Nut: HNTU8-8 <When SSU is specified> Screw: SCB8-25, Nut: SHNTU8-8 <When SEP is specified> Screw: CBM8-25, Nut: HNTP8-8 <When SSP is specified> Screw: SCB8-25, Nut: SHNTP8-8	HBLSS8-45 HBLSD8-45

Included Screw is not RoHS compliant when -SET, -SEU or -SEP are specified.

Plate Brackets / Angled Brackets

For 8-45 Series (Slot Width 10mm) Aluminum Extrusions

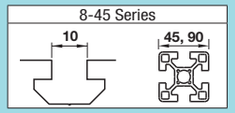

Features: Direct screw-on brackets to use on tapped extrusions.

Plate Brackets

M Material: EN 1.0038 Equiv.
S Surface Treatment: Electroless Nickel Plating

RoHS10

HBLPL8

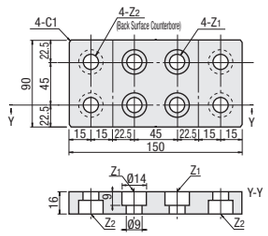

Example

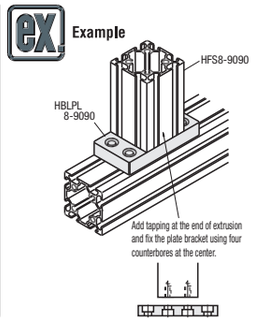

Part Number Type	Extrusion	Z_1	Z_2	Mass (g)	Unit Price	Volume Discount Rate
		Applicable Screw			1 ~ 9 pc(s).	10~50
HBLPL8	9090	M8	M8	1,490		

Ordering Example: Part Number - Extrusion; HBLPL8 - 9090

Alterations: Part Number HBLPL8 - Extrusion 9090 - (DC) DC20

Alteration	Code	Spec.
Through Hole DC B/2 A/2	DC	Adds a through hole. DC=Hole Dia. 1 mm Increment 10≤DC≤20 Ordering Code DC12

Features: Brackets to connect extrusions at angles.

Angled Brackets

RoHS10

Type	M Material	S Surface Treatment
HBL45TS8 HBL135TS8	EN AC-51400-T5 Equiv.	Anodize

HBL45TS8

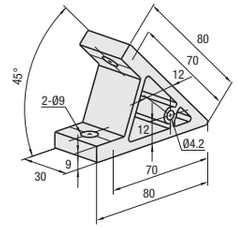

HBL135TS8

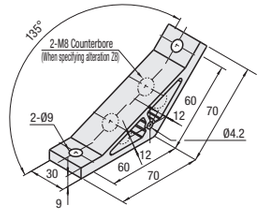

Part Number	Mass (g)	Applicable Screw, T Nut				Allowable Load (N)	Unit Price	Volume Discount Rate
		Screw	Quantity	T Nut	Quantity		1~99 pc(s).	100~200
HBL45TS8	88	CBM8-20	2	HNTT8-8	2	2058		
HBL135TS8	103							

Ordering Example: Part Number HBL45TS8

Example

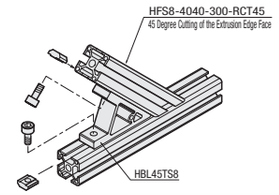

Alterations: Part Number HBL135TS8 - (C, SET, SST, SEU, SSU, SEP, SSP, Z8) SET

Alterations	Code	Spec.	Applicable Bracket
Mounting Hole Alteration for Cover	C	Adds taps on a bracket for cover mounting. (M5 on Both Sides, Depth 15mm) (Mounting Screw HCBM on **P.754**)	HBL45TS8 HBL135TS8

Alterations	Code	Spec.	Applicable Bracket
Applicable Screws and Nuts Set	SET SST (Stainless Steel) SEU (Pre-Assembly Insertion Spring Nuts) SSU (Pre-Assembly Insertion Spring Nuts Stainless Steel) SEP (Post-Assembly Insertion Spring Nuts) SSP (Post-Assembly Insertion Spring Nuts Stainless Steel)	Applicable screws and nuts for fixing the brackets on extrusions come in a set. (Adds to the bracket price) Ex.) <When SET is specified> Screw: CBM8-25, Nut: HNTT8-8, <When SST is specified> Screw: SCB8-25, Nut: HNTTSN8-8, <When SEU is specified> Screw: CBM8-25, Nut: HNTU8-8, <When SSU is specified> Screw: SCB8-25, Nut: SHNTU8-8, <When SEP is specified> Screw: CBM8-25, Nut: HNTP8-8, <When SSP is specified> Screw: SCB8-25, Nut: SHNTP8-8	HBL45TS8 HBL135TS8
Counterbored Holes on 135 Degree Bracket	Z8	135 Degree Bracket 2 Counterbore holes for HBL135TS8 (Applicable Screws: M8) Not available in combination with Applicable Screws and Nuts.	HBL135TS8

Included Screw is not RoHS compliant when -SET, -SEU or -SEP are specified.