Extrusions for Safety Mesh Fences

The paint color for the Yellow Type is D22-80V (Japan Paint Ind. Assoc.) ref. Mussel 2.5Y8/12.

■Extrusions for Safety Mesh Fences



RoHS10

Type	M Material	S Surface Treatment
HFFS HFFH HFVS HFVH	EN AW-6063-T5 Equiv.	Anodized
HFFSY HFFHY		Baked Finish (Yellow)

■For 3mm Panel

* marked slots are common to HFS Series.

HFFS6-3030
HFFSY6-3030 (Yellow)

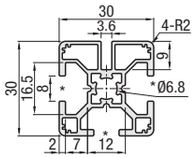

HFFH6-3030
HFFHY6-3030 (Yellow)

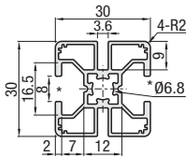

■For 5mm Panel

HFVS6-3030

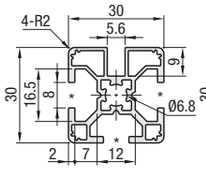

HFVH6-3030

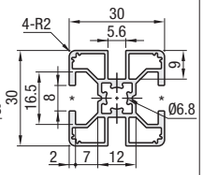

Part Number	L 0.5mm Increment (Tolerance±0.5)	Mass kg/m	Sectional Area mm²	Cross Sectional Moment of Inertia mm⁴ ℓx	ℓy	Unit Price Less than 300mm	Unit Price/m 300mm or more
HFFS6-3030	50~4000	0.70	259	$2.35x10^4$	$2.28x10^4$		
HFFSY6-3030 (Yellow)							
HFFH6-3030		0.69	254	$2.29x10^4$	$2.14x10^4$		
HFFHY6-3030 (Yellow)							
HFVS6-3030			257	$2.31x10^4$	$2.29x10^4$		
HFVH6-3030		0.68	250	$2.21x10^4$	$2.16x10^4$		

■Extrusions for Safety Mesh Fences



RoHS10

Type	M Material	S Surface Treatment
HFFS HFFH HFVS HFVH	EN AW-6063-T5 Equiv.	Anodized
HFFSY HFFHY		Baked Finish (Yellow)

■For 3mm Panel

* marked slots are common to HFS Series.

HFFS8-4040
HFFSY8-4040(Yellow)

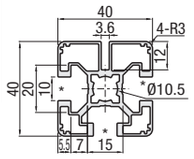

HFFH8-4040
HFFHY8-4040(Yellow)

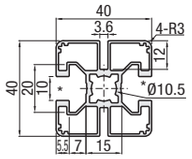

■For 5mm Panel

HFVS8-4040

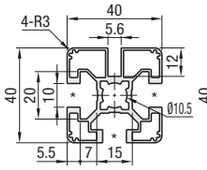

HFVH8-4040

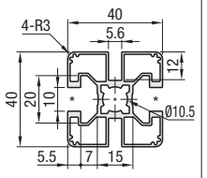

Part Number	L 0.5mm Increment (Tolerance±0.5)	Mass kg/m	Sectional Area mm²	Cross Sectional Moment of Inertia mm⁴ ℓx	ℓy	Unit Price Less than 300mm	Unit Price/m 300mm or more
HFFS8-4040	50~4000	1.08	399	$5.94x10^4$	$5.99x10^4$		
HFFSY8-4040 (Yellow)							
HFFH8-4040		1.02	377	$5.59x10^4$	$5.57x10^4$		
HFFHY8-4040 (Yellow)							
HFVS8-4040		1.06	393	$5.81x10^4$	$5.90x10^4$		
HFVH8-4040		1.01	375	$5.45x10^4$	$5.59x10^4$		

Part Number - L
HFFS6-3030 - 800

Part Number - L - (Alteration Code)
HFFS6-3030 - 1000 - LTP-XA15-XB900

Alterations Code	Tapping on the Left End Face LTP	Tapping on Both Ends TPW	Counterbored hole machining on the specified position. XA XB XC XD XE XF XG XH XI XJ
Spec.	Hole tapped on the left end of an extrusion.  <Tap Shape> HFFS6-3030, HFFH6-3030 HFFSY6-3030, HFFHY6-3030 ⇒ M8 Depth 24 HFFS8-4040, HFFH8-4040 HFFSY8-4040, HFFHY8-4040 ⇒ M12 Depth 36	Holes tapped on both ends of an extrusion.  <Tap Shape> HFFS6-3030, HFFH6-3030 HFFSY6-3030, HFFHY6-3030 ⇒ M8 Depth 24 HFFS8-4040, HFFH8-4040 HFFSY8-4040, HFFHY8-4040 ⇒ M12 Depth 36	Machines counterbored holes on the specified position. (Distance from left edge) Up to 10 counterbored holes can be machined. (0.5mm Increment) Dimensions and directions of the counterbored holes are shown in the drawing below. Ordering Example①HFFS6-3030-230-XA15-XB100-XC185 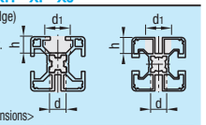 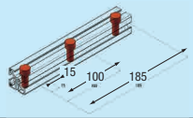 <Details of Counterbored Hole Dimensions>

Extrusion	HFFS6-3030,HFVS6-3030 HFFSY6-3030	HFFS8-4040,HFVS8-4040 HFFSY8-4040
d	9	13
d1	14	19
h	9	12.5

Example

<Features of Extrusions for Safety Mesh Fences>

Slot shape is the same as that of aluminum extrusion HFS series except the dedicated slots for mesh fences.
All other accessories for the HFS Series (nuts, extrusion end caps, etc.) can be used.

*Select the dimensions of Fence within (Inner Dimension of Frame + Frame Groove Depth x 2) - 2 mm.

■How to Assemble

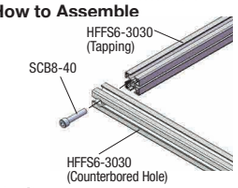

Procedure①
Connect frame extrusions with counterbored holes and end tapped holes using hex socket cap screws.
* Use hex socket head cap screws (SCB12-60) when connecting HFFS8-4040 extrusions.

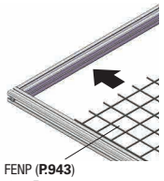

Procedure②
Insert a mesh fence into a dedicated slot.
The slots may be slightly tight.

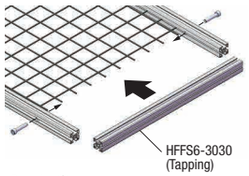

Procedure③
Connect the extrusions in the same manner as Step ① to complete.

■Safety Mesh Fence Unit Accessory Options

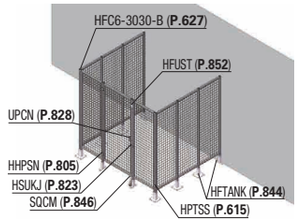

Accessories for Safety Mesh Fence Units

RoHS10

M Material: EN 1.4567 Equiv.
JIS B 1176
* Strength Class A2-70

SCB (Stainless Steel)

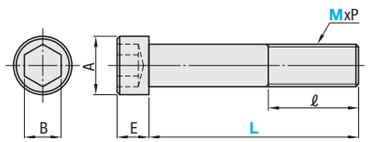

*A2-70(SCB)
It indicates that the minimum value of nominal tensile strength is 700N/mm² {71kgf/mm²}.
The steel class is A2 (Austenitic Stainless Steel)

Part Number Type	M-L	MxP	ℓ	A	E	B	Unit Price 1 ~ 9 pc(s).	Volume Discount Rate 10~29	30~99	100~1000
SCB	8-40	8x1.25	28	13	8	6				
	12-60	12x1.75	36	18	12	10				

Ordering Example
Part Number
SCB8-40



RoHS10

M Material: Polyamide
(Black, Light Gray, Yellow)

HFC6-3030

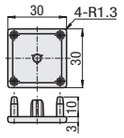

HFC8-4040

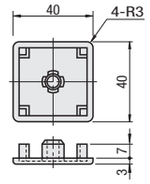

The projected portion in the center has been shortened.

HFCB6-3030

(Screw Mounting Type)

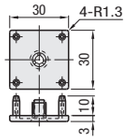

HFCB8-4040

(Screw Mounting Type)

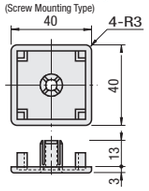

Example

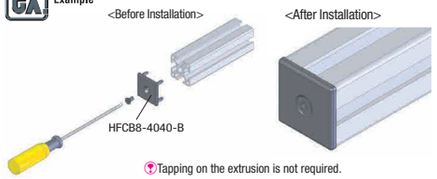

Tapping on the extrusion is not required.

■Connecting Adjacent Extrusions (30 Square Type)

Install extrusion end caps as needed.

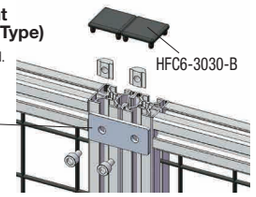

Part Number Type	No.	Color	Unit Price 1 ~ 14 pc(s).	Volume Discount Rate 15~19	20~500	Applicable Extrusion
HFC6	3030	B (Black) S (Light Gray)				HF□□6-3030 HF□□Y6-3030
HFC8	4040					HF□□8-4040 HF□□Y8-4040
HFCB6	3030	B (Black) S (Light Gray) Y (Yellow)				HF□□6-3030 HF□□Y6-3030
HFCB8	4040					HF□□8-4040 HF□□Y8-4040

Ordering Example
Part Number - Color
HFCB6-3030 - B

Flat head screws are included with the Screw Mounting Type.
3030 Type (Black: HFBMB4-12 / Light Gray, Yellow: SHFBS4-12)
4040 Type (Black: HFBMB5-15 / Light Gray, Yellow: SHFBS5-15)

■Door Stop Plates (for Hinged Doors)

RoHS10

M Material: EN 1.0320 Equiv. (hot coiled)
S Surface Treatment: Trivalent Chromate

HFUST6
HFUST8

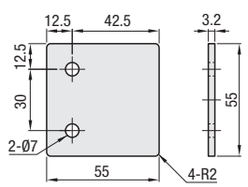

Required nuts and screws are specific to the extrusion size.

Example



Part Number Type	No.	Applicable Extrusion (Series)	Accessory Screw	Quantity	Nut	Quantity	Unit Price 1 ~ 4 pc(s).	Volume Discount Rate 5~300
HFUST	6	HF□□6-3030 HF□□Y6-3030	SCB6-10	2	HNTT6-6	2		
	8	HF□□8-4040 HF□□Y8-4040	SCB6-15	2	HNTT8-6	2		

Ordering Example
Part Number
HFUST6