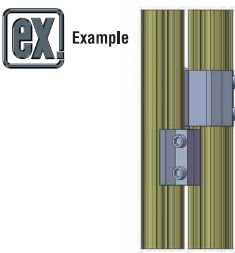
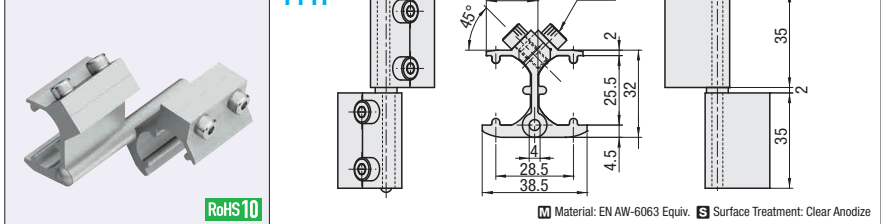


Door Parts for Factory Frames

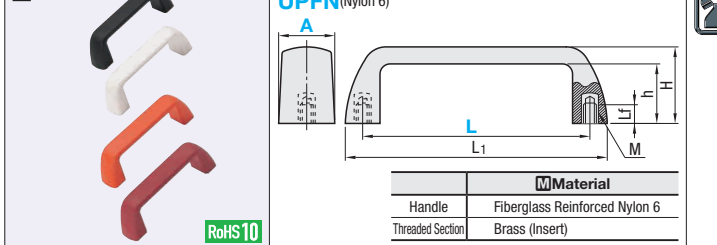
Wheel Conveyor Assembly / Connecting Parts / Wheel Conveyors

Hinges for Factory Frames



| Part Number | Allowable Load (N) | Mass (g) | Included Screw | Unit Price (1-100 pc(s)) | Volume Discount Rate (101-200) | Ordering Example | Part Number |
|-------------|--------------------|----------|----------------|--------------------------|--------------------------------|------------------|-------------|
| FFH | 98 | 22 | M5-12 | 4 | | Example | FFH1 |

Handles

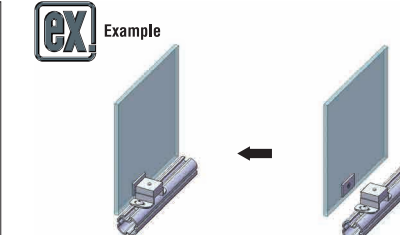
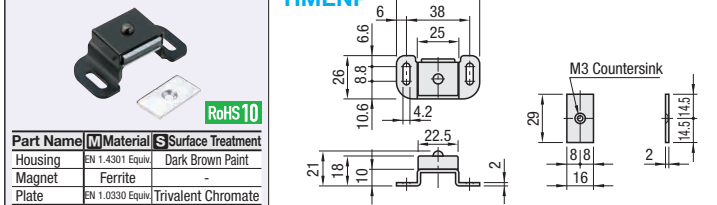


Part Number - L - Handle Color

UPFN26 - 105 - B

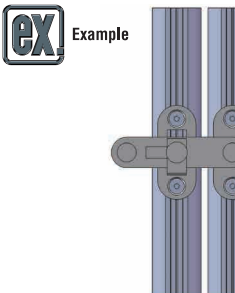
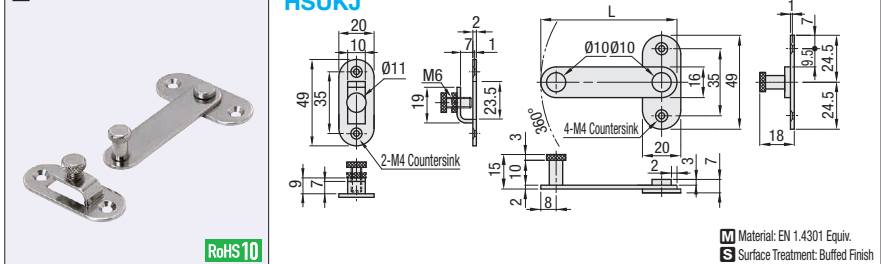
| Part Number Type | A | L | Handle Color | L1 | H | h | M (Coarse) | Lf | Allowable Load (N) | Mass (g) | Unit Price |
|------------------|----|-----|--------------|-----|----|----|------------|----|--------------------|----------|--|
| UPFN | 26 | 105 | B (Black) | 121 | 37 | 29 | 6 | 9 | 500 | 55 | B (Black) W (White), M (Orange), R (Red) |
| | | 110 | W (White) | 133 | 40 | 32 | 8 | | | | |
| | | 117 | M (Orange) | | | | | | | | |

Magnetic Catches for Panels



| Part Number | Unit Price (1-9 pc(s)) | Volume Discount Rate (10-50) | Ordering Example | Part Number |
|-------------|------------------------|------------------------------|------------------|-------------|
| HMENP | | | Example | HMENP |

Slide Locks

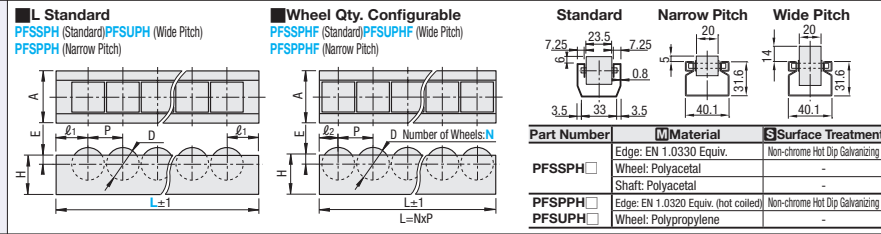


| Part Number | No. | L | Applicable Screw and Nut | Unit Price (1, 2 pc(s)) | Volume Discount Rate (3-100) | Ordering Example | Part Number |
|-------------|-----|----|--------------------------|-------------------------|------------------------------|------------------|-------------|
| HSUKJ | 5 | 61 | SHFBS4-6 | | | Example | HSUKJ5 |
| | 6 | 71 | SHFBS4-8 | | | | |
| | 8 | 81 | SHFBS4-10 | | | | |

6 and 8 are for Aluminum Frames. Pre-Assembly Insertion Nuts can also be used. For orders larger than indicated quantity, please check with WOS.

| Alteration | Code | Spec. | Type | No. |
|-----------------------------------|------|---|-------|-----|
| Set of applicable Screws and Nuts | SET | Applicable screws and nuts come as a set. | HSUKJ | 5 |

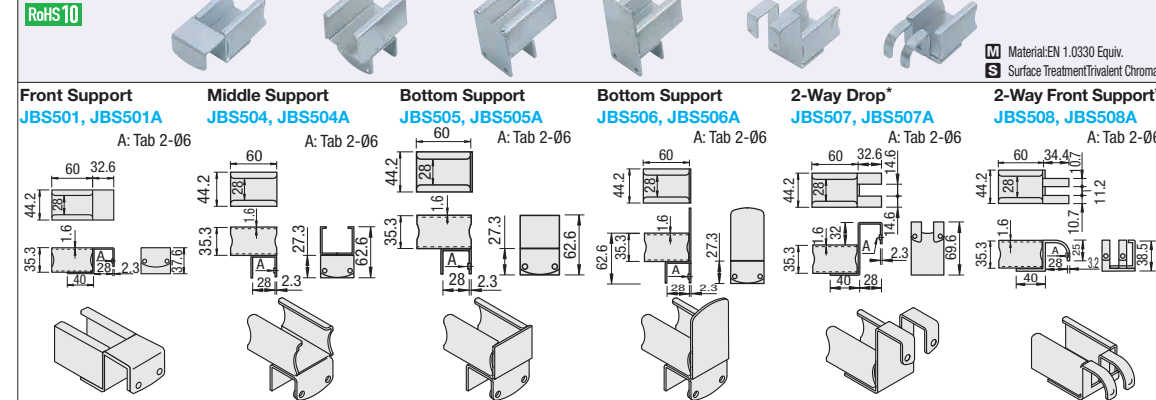
Wheel Conveyor Assembly



| Part Number | L Nominal Length | Actual Length L (mm) | A | H | E | P | D | ℓ1 | Wheel Qty. | Mass (kg) | Allowable Load (per Wheel) | Connecting Parts | Unit Price (1-49 pc(s)) | Volume Discount Rate (50-100) |
|-----------------------|------------------|----------------------|------|------|-----|----|----|----|------------|-----------|----------------------------|------------------|-------------------------|-------------------------------|
| PFSSPH (Standard) | 2000 | 1992 | 40 | 30 | 6.5 | 27 | 25 | 24 | 73 | 2.12 | 5kg | JBS50 | | |
| | 2400 | 2397 | | | | | | | 88 | 2.56 | | | | |
| | 3000 | 2991 | | | | | | | 110 | 3.20 | | | | |
| PFSSPH (Narrow Pitch) | 2000 | 2000 | 40.1 | 31.6 | 4 | 20 | 18 | 10 | 99 | 2.50 | 7kg | JBS50A | | |
| | 2500 | 2500 | | | | | | | 124 | 3.13 | | | | |
| | 3000 | 3000 | | | | | | | 149 | 3.75 | | | | |
| PFSUPH (Wide Pitch) | 2000 | 2000 | 40.1 | 31.6 | 4 | 50 | 36 | 25 | 39 | 2.36 | 10kg | JBS50A | | |
| | 2500 | 2500 | | | | | | | 49 | 2.95 | | | | |
| | 3000 | 3000 | | | | | | | 59 | 3.54 | | | | |

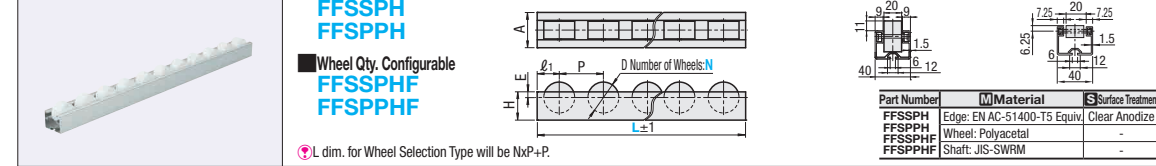
| Part Number | Number of Wheels N | A | H | E | P | D | ℓ2 | Mass (kg/m) | Allowable Load (per Wheel) | Connecting Parts | Unit Price (1-5 pcs.) | Volume Discount Rate (Wheel 1 pc. Cutting Charge) |
|-------------|--------------------|------|------|-----|----|----|------|-------------|----------------------------|------------------|-----------------------|---|
| PFSSPHF | 5-110 | 40 | 30 | 6.5 | 27 | 25 | 13.5 | 1.1 | 5kg | JBS50 | | |
| PFSSPHF | 5-149 | 40.1 | 31.6 | 4 | 20 | 18 | 10 | 1.25 | 7kg | JBS50A | | |
| PFSUPHF | 5-59 | 40.1 | 31.6 | 4 | 50 | 36 | 25 | 1.18 | 10kg | JBS50A | | |

Connecting Parts



| Part Number | Mass (g) | Unit Price (1-49 pc(s)) | Volume Discount Rate (50-100) | Ordering Example | Part Number |
|-------------|----------|-------------------------|-------------------------------|------------------|-------------|
| JBS501 | 180 | | | Example | JBS501 |
| JBS504 | 146 | | | | |
| JBS505 | 168 | | | | |
| JBS506 | 192 | | | | |
| JBS507 | 184 | | | | |
| JBS508 | 164 | | | | |

Wheel Conveyors



| Part Number | L Nominal Length | A | H | E | P | D | ℓ1 | Wheel Qty. | Mass (kg) | Allowable Load (per Wheel) | Unit Price (1-49 pc(s)) | Volume Discount Rate (50-100) |
|-----------------------|------------------|----|----|---|----|----|----|------------|-----------|----------------------------|-------------------------|-------------------------------|
| FFSSPH (Economy Type) | 1000 | 40 | 32 | 5 | 50 | 35 | 25 | 20 | 1.84 | 10kg | | |
| | 1500 | | | | | | | 30 | 2.76 | | | |
| | 3000 | | | | | | | 60 | 5.52 | | | |
| FFSSPH (Narrow Pitch) | 1000 | 40 | 32 | 5 | 15 | 13 | 10 | 67 | 6.39 | 7kg | | |
| | 1500 | | | | | | | 100 | 9.42 | | | |
| | 3000 | | | | | | | 200 | 18.6 | | | |

| Part Number | Number of Wheels N | Mass (kg/m) | Allowable Load (per Wheel) | Connecting Parts | Unit Price (1-100 pc(s)) | Volume Discount Rate (Wheel 1 pc. Cutting Charge) |
|-------------|--------------------|-------------|----------------------------|------------------|--------------------------|---|
| FFSSPHF | 5-110 | 1.84 | 10kg | JBS50 | | |
| FFSSPHF | 5-110 | 6.39 | 7kg | JBS50 | | |