


Aluminum Panels / Diamond Tread Plates

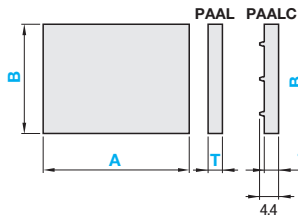
RoHS10



Type	M Material	S Surface Treatment
PAAL	EN AW-5052	Anodize
PAALC	Equiv.	-

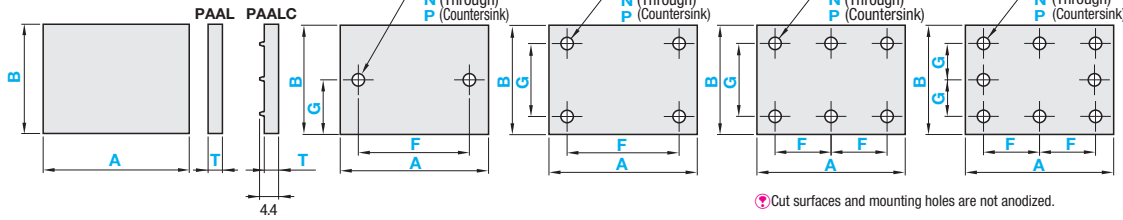
Standard Type

PAAL
PAALC (Diamond Tread Plate)

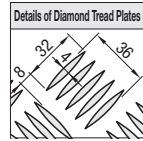


Hole Machined Type

2 Holes 2H
4 Holes 4H
6 Holes 6H
8 Holes 8H



⚠ Cut surfaces and mounting holes are not anodized.



⚠ Fabricating Conditions of Round Holes → $\phi \geq 5$ to 2.5
Through Hole: d is applied for the ϕ (hole dia.).
Countersink: d_1 is applied for the ϕ (hole dia.).

Hole Machining Details

Screw Nominal Dia.	3	4	5	6	8
d	3.5	4.5	5.5	6.5	8.5
d_1	7.5	-	11.5	-	18.5
h	2	-	3	-	5

Accuracy Standards

T	1.0	1.5	2.0	3.0	5.0	3.2
• T Dimension Tolerance	± 0.06	± 0.09	± 0.09	± 0.10	± 0.12	± 0.2
• A, B Tolerance	± 1.0					

Hole Machining Charge

⚠ The price of Hole Machined Type is found by adding the Standard Type unit price to the hole machining charge.
(Ex.) Part Number - A - B - T - F - G - Screw Nominal Dia. ->
PAAL4H - 500 - 400 - 3.0 - F240 - G160 - N6

(Standard Type Unit Price) + (Hole Machining Charge) = Hole Type Price

Standard Type Unit Price

Part Number	T	A	Unit Price									
			B									
			50-100	101-200	201-300	301-400	401-500	501-600	601-700	701-800	801-900	901-1000
PAAL	1.0	50-100										
		101-200										
		201-300										
		301-400										
		401-500										
		501-600										
	1.5	601-700										
		701-800										
		801-900										
		901-1000										
		1001-1100										
		1101-1200										
PAALC	2.0	50-100										
		101-200										
		201-300										
		301-400										
		401-500										
		501-600										
	3.0	601-700										
		701-800										
		801-900										
		901-1000										
		1001-1100										
		1101-1200										
PAALC	5.0	50-100										
		101-200										
		201-300										
		301-400										
		401-500										
		501-600										
	3.2	601-700										
		701-800										
		801-900										
		901-1000										
		1001-1100										
		1101-1200										

Standard Type

Part Number	1mm Increment	T Selection	
Type	A	B	
PAAL	50-1200	50-1000	1.0
			1.5
			2.0
			3.0
PAALC (Diamond Tread Plate)			5.0
			3.2

Hole Machined Type

Part Number	1mm Increment	T Selection	1mm Increment	Screw Nominal Dia.
Type	Nominal	A	B	F
PAAL	2H 4H 6H 8H	50-1200	50-1000	1.0
				1.5
				2.0
				3.0
				5.0
				3.2
PAALC (Diamond Tread Plate)				1.0
				1.5
				2.0
				3.0
				5.0
				3.2

Allowable Load Reference of Aluminum Diamond Tread Plate PAALC

Supported on two edges of Length B.

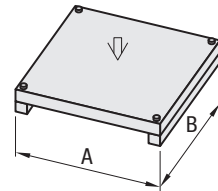


Plate Size		Load Reference	
A	B	N	kgf
600	300	215	22
600	450	321	33
600	600	428	44
450	300	508	52
450	450	761	78
300	300	1713	175



Ordering Example

Standard Type

Part Number - A - B - T
PAAL - 600 - 400 - 2.0

Hole Machined Type

Part Number - A - B - T - F - G - Screw Nominal Dia.
PAAL4H - 800 - 600 - 3.0 - F700 - G500 - N6



Alterations

Part Number - A - B - T - F - G - Screw Nominal Dia. - (XC·YC·etc.)
PAAL4H - 100 - 80 - 3.0 - F50 - G60 - N4 - XC10

Alterations	Hole Position from Left	Hole Position from Bottom	Relief at Four Corners	One Side Folded	Left and Right Sides Folded	Four Sides Folded
	XC	YC	CN	ZM	XM	XYM
Code	XC	YC	CN	ZM	XM	XYM
Spec.	XC=1mm Increment ⚠ 5≤XC≤1186 ⚠ (2H, 4H Type) d(d1)/2+2.5≤XC≤ A-F-d(d1)/2-2.5 ⚠ (6H, 8H Type) d(d1)/2+2.5≤XC≤ A-2F-d(d1)/2-2.5	YC=1mm Increment ⚠ 5≤YC≤986 ⚠ (4H, 6H Type) d(d1)/2+2.5≤YC≤ B-G-d(d1)/2-2.5 ⚠ (8H Type) d(d1)/2+2.5≤YC≤ B-2G-d(d1)/2-2.5 ⚠ Not applicable to 2H Type	CN=1mm Increment Machines relief at 4 corners. ⚠ 5≤CN≤50 CN=25 ... CN25 ⚠ Combination use with ZM, XM, XYM is not possible.	<Fabrication Conditions> ZM=1mm Increment T ZM 2.0 15≤ZM≤100 3.0 17≤ZM≤100 3.2 19≤ZM≤100 ⚠ PAALC has protrusions on external side. ⚠ Not applicable to T=5.0 ⚠ XMx2+A≤1200 ⚠ Not compatible with CN.	<Fabrication Conditions> XM=1mm Increment T XM 2.0 15≤XM≤100 3.0 17≤XM≤100 3.2 19≤XM≤100 ⚠ PAALC has protrusions on external side. ⚠ Not applicable to T=5.0 ⚠ XYMx2+A≤1200 ⚠ XYMx2+B≤1000 ⚠ Not compatible with CN.	<Fabrication Conditions> XYM=1mm Increment T XYM 2.0 15≤XYM≤100 3.0 17≤XYM≤100 3.2 19≤XYM≤100 ⚠ PAALC has protrusions on external side. ⚠ Not applicable to T=5.0 ⚠ XYMx2+A≤1200 ⚠ XYMx2+B≤1000 ⚠ Not compatible with CN.